

MINNESOTA



GOLDEN GOPHER MEN'S HOCKEY 2022-2023 MEDIA GUIDE





MINNESOTA HOCKEY 2022-23

2022-23 TEAM INFORMATION

2022-23 Information	2
2022-23 Schedule	3
2022-23 Roster	4

PLAYER PROFILES

Owen Bartoszkiewicz	6
Bryce Brodzinski	6
Ryan Chesley	7
Justen Close	7
Logan Cooley	8
Brock Faber	8
Carl Fish	9
Aaron Huglen	9
Ryan Johnson	10
Matthew Knies	10
Mike Koster	11
Connor Kurth	11
Jackson LaCombe	12
Brody Lamb	12
John Mittelstadt	13
Luke Mittelstadt	13
Jaxon Nelson	14
Mason Nevers	14
Garrett Pinoniemi	15
Rhett Pitlick	15
Colin Schmidt	16
Jimmy Snuggerud	16
Matt Staudacher	17
Charlie Strobil	17
Cal Thomas	18
Zach Wiese	18

COACHING STAFF

Head Coach, Bob Motzko	20
Assoc. Head Coach, Steve Miller	23
Assistant Coach, Ben Gordon	24
Dir. of Operations, Jacob LeRoy	25
Graduate Manager, Paul Martin	25
Goaltending Coach, Brennan Poderzay	26
Support Staff	26
Gopher Radio Network	27

SEASON REVIEW

2021-22 Results	28
2021-22 Team Statistics	29

2021-22 Overall Statistics	30
2021-22 Big Ten Statistics	31

HISTORY

NCAA Tournament History	34
1974 National Champions	38
1976 National Champions	39
1979 National Champions	40
2002 National Champions	41
2003 National Champions	42
Conference Honors	43
Mariucci Classic History	45
Coaching History	49
John Mariucci	50
John Mayasich	51
Hobey Baker Award Winners	52
All-Americans	55
All-Time Captains	56
Team Awards	57
All-Time Letterwinners	60
All-Time Numbers	71
All-Time NHL Entry Draft Picks	76
All-Time NHL Roster	79
Gophers in the NHL	89
All-Time Team USA Roster	91
1980 Miracle On Ice	92

RECORDS

Career Records	95
Season Records	97
Season Scoring Leaders	99
100-Point Golden Gophers	100
50-Goal Golden Gophers	101
75-Assist Golden Gophers	101
One Point-Per-Game Golden Gophers	102
Goaltender Records	103
Game Records	105
Milestones/Miscellaneous Records	106
All-Time Shutouts	108
Team Records	110
All-Time Opponent Records	113
Year-By-Year Records	115
Year-By-Year Results	116
Records by Twin Cities Arena	154
Media Information	156

CREDITS

Editor: Scott Slarks
Design and Layout: Chris Lagasse
Photography: Brad Rempel, Brace Hemmelgarn, Eric Miller, Jim Rosvold, Kelly Hagenson, Bruce Kluckhohn.
Printing: University of Minnesota Printing Services

© 2022 University of Minnesota Intercollegiate Athletics. The information contained in this publication was compiled by the University of Minnesota Athletics Communications Office and is provided as a courtesy to our fans and the media and may be used for personal or editorial purposes only. Any commercial use of this information is prohibited without the consent of University of Minnesota Intercollegiate Athletics.

ATHLETIC COMMUNICATIONS

CONTACT INFORMATION

Men's Hockey Contact: Scott Slarks
Office Phone: (612) 625-4389
Mobile Phone: (612) 322-5524
Email: slark006@umn.edu
Website: www.gophersports.com

Mailing Address

Athletic Communications
 University of Minnesota
 244 Bierman Field Athletic Building
 516 15th Avenue SE
 Minneapolis, MN 55455

GOPHER RADIO NETWORK

General Manager Greg Gerlach
 Play-by-Play Wally Shaver
 Analyst Frank Mazzocco



2022-23 SEASON INFORMATION

2022-23 QUICK FACTS

› UNIVERSITY INFORMATION

Location: Minneapolis, Minnesota

Enrollment: 52,376

Founded: 1851

President: Joan T.A. Gabel

Nickname: Golden Gophers

Colors: Maroon and Gold

Athletic Director: Mark Coyle

Athletic Department Phone: (612) 624-4497

› STAFF INFORMATION

Head Coach: Bob Motzko

Alma Mater / Year: St. Cloud State / 1987

Office Phone: (612) 625-2886

Record At School / Years: 84-50-11 / 5th Year

Overall College Record / Years: 360-242-60 / 18th Year

Associate Head Coach: Steve Miller

Alma Mater / Year: St. Mary's / 1988

Assistant Coach: Ben Gordon

Alma Mater / Year: Minnesota / 2008

Director of Hockey Operations: Jacob LeRoy

Graduate Manager: Paul Martin

Volunteer Assistant Coach: Brennan Poderzay

Strength & Conditioning Coach: Cal Dietz

Athletic Trainer: Jeff Winslow

Equipment Manager: Lee Greseth

› ATHLETIC COMMUNICATIONS

Men's Hockey Athletic Communications Director: Scott Slarks

Office Phone: (612) 625-4389

Cell Phone: (612) 322-5524

Email Address: slark006@umn.edu

Athletic Department Website: www.gophersports.com

› TEAM INFORMATION

Home Arena (Capacity / Year Opened):

3M Arena at Mariucci (10,000 / 1993)

Rink Dimensions: 200 x 100

Arena Press Box Phone: (612) 626-0844

2021-22 Overall Record: 26-13-0

2021-22 Conference Record / Place: 18-6-0 / 1st

Postseason: NCAA Frozen Four (Boston, Mass.)

Players Returning: 15 total – 7 F, 6 D, 2 G

Players Lost: 13 total – 8 F, 3 D, 2 G

Newcomers: 11 total – 7 F, 3 D, 1 G

National Championships: 5 (1974-1976-1979-2002-2003)

First Year of Competition: 1921-22

All-Time Record: 1,881-1,069-201 (101 seasons)

GOPHER STAT BREAKDOWN

	2021-22	Returning	Lost	% Returning
Goals	138	62	76	44.9
Assists	238	143	95	60.1
Points	376	205	171	54.5
Shots	1,223	656	567	53.4

	2021-22	Returning	Lost	% Returning
Penalties	126	71	55	56.3
PIM	326	175	151	53.7
PPG	25	21	4	84.0
SHG	2	0	2	0.0
GWG	26	9	17	34.6

Goaltending	2021-22	Returning	Lost	% Returning
Wins	26	14	12	53.8
Saves	941	472	469	50.2
Minutes	2,333:30	1,171:42	1,161:48	50.2
Shutouts	4	3	1	75.0

2021-22 LEADERS

Goals	Ben Meyers	17
Assists	Jackson LaCombe	27
Points	Ben Meyers	41
Shots	Blake McLaughlin	107
Shot % (min 10 shots)	Ben Meyers	0.177
+/-	Jackson LaCombe	+23
Penalties	Matt Staudacher	12
PIM	Blake McLaughlin	35
	Matt Staudacher	
Power-Play Goals	Matthew Knies	5
Shorthanded Goals	Grant Cruikshank	1
	Blake McLaughlin	
Game-Winning Goals	Ben Meyers	5
Goals-Against Avg.	Justen Close	1.95
Save Percentage	Justen Close	0.925
Shutouts	Justen Close	3

2022-23 SCHEDULE

2022-23 MINNESOTA SCHEDULE

DATE	OPPONENT	LOCATION	RADIO
Oct. 1	LINDENWOOD	3M Arena at Mariucci	1130 KTLK/103.5 FM
Oct. 2	LINDENWOOD	3M Arena at Mariucci	1130 KTLK/103.5 FM
Oct. 7	MINNESOTA STATE	3M Arena at Mariucci	1130 KTLK/103.5 FM
Oct. 8	at Minnesota State	Mankato, Minn.	1130 KTLK/103.5 FM
Oct. 21	NORTH DAKOTA	3M Arena at Mariucci	1130 KTLK/103.5 FM
Oct. 22	NORTH DAKOTA	3M Arena at Mariucci	1130 KTLK/103.5 FM
Oct. 28	at Ohio State*	Columbus, Ohio	1130 KTLK/103.5 FM
Oct. 29	at Ohio State*	Columbus, Ohio	1130 KTLK/103.5 FM
Nov. 4	NOTRE DAME*	3M Arena at Mariucci	1130 KTLK/103.5 FM
Nov. 5	NOTRE DAME*	3M Arena at Mariucci	1130 KTLK/103.5 FM
Nov. 10	PENN STATE*	3M Arena at Mariucci	1130 KTLK/103.5 FM
Nov. 11	PENN STATE*	3M Arena at Mariucci	1130 KTLK/103.5 FM
Nov. 17	at Michigan*	Ann Arbor, Mich.	1130 KTLK/103.5 FM
Nov. 18	at Michigan*	Ann Arbor, Mich.	1130 KTLK/103.5 FM
Nov. 25	at Arizona State	Tempe, Ariz.	1130 KTLK/103.5 FM
Nov. 26	at Arizona State	Tempe, Ariz.	1130 KTLK/103.5 FM
Dec. 2	at Michigan State*	East Lansing, Mich.	1130 KTLK/103.5 FM
Dec. 3	at Michigan State*	East Lansing, Mich.	1130 KTLK/103.5 FM
Dec. 9	WISCONSIN*	3M Arena at Mariucci	1130 KTLK/103.5 FM
Dec. 10	WISCONSIN*	3M Arena at Mariucci	1130 KTLK/103.5 FM
Dec. 29	USNTDP U18 (Exh.)	3M Arena at Mariucci	1130 KTLK/103.5 FM
Dec. 31	at Bemidji State (Exh.)	Bemidji, Minn.	1130 KTLK/103.5 FM
Jan. 7	at St. Cloud State	St. Cloud, Minn.	1130 KTLK/103.5 FM
Jan. 8	ST. CLOUD STATE	3M Arena at Mariucci	1130 KTLK/103.5 FM
Jan. 13	at Notre Dame*	South Bend, Ind.	1130 KTLK/103.5 FM
Jan. 14	at Notre Dame*	South Bend, Ind.	1130 KTLK/103.5 FM
Jan. 20	MICHIGAN*	3M Arena at Mariucci	1130 KTLK/103.5 FM
Jan. 21	MICHIGAN*	3M Arena at Mariucci	1130 KTLK/103.5 FM
Jan. 27	MICHIGAN STATE*	3M Arena at Mariucci	1130 KTLK/103.5 FM
Jan. 28	MICHIGAN STATE*	3M Arena at Mariucci	1130 KTLK/103.5 FM
Feb. 10	at Wisconsin*	Madison, Wis.	1130 KTLK/103.5 FM
Feb. 11	at Wisconsin*	Madison, Wis.	1130 KTLK/103.5 FM
Feb. 17	at Penn State*	University Park, Pa.	1130 KTLK/103.5 FM
Feb. 18	at Penn State*	University Park, Pa.	1130 KTLK/103.5 FM
Feb. 24	OHIO STATE*	3M Arena at Mariucci	1130 KTLK/103.5 FM
Feb. 25	OHIO STATE*	3M Arena at Mariucci	1130 KTLK/103.5 FM
Mar. 3-5	Big Ten Conference Tournament Quarterfinals		
Mar. 11	Big Ten Conference Tournament Semifinals		
Mar. 18	Big Ten Conference Tournament Championship		
Mar. 23-26	NCAA Regionals		
Apr. 6 & 8	NCAA Frozen Four		

All games are subject to change

*Big Ten Conference game

2022-23 ROSTER

2022-23 MINNESOTA NUMERICAL ROSTER

No.	Name	NHL	Pos.	Ht.	Wt.	Yr.	S/C	D.O.B.	Hometown	Previous Team (League)
1	Justen Close		G	5-10	175	Sr.	L	5/20/98	Kindersley, Sask.	Kindersley (SJHL)
2	Jackson LaCombe (A)	ANA	D	6-2	200	Sr.	L	1/9/01	Eden Prairie, Minn.	Chicago (USHL)
4	Mike Koster	TOR	D	5-10	180	Jr.	L	4/13/01	Chaska, Minn.	Tri-City (USHL)
6	Cal Thomas	ARI	D	6-0	185	Fr.	L	5/8/03	Maple Grove, Minn.	Sioux Falls (USHL)
7	Aaron Huglen	BUF	F	6-0	170	So.	R	3/6/01	Roseau, Minn.	Fargo (USHL)
10	Connor Kurth	TBL	F	5-11	215	Fr.	R	7/30/03	Elk River, Minn.	Dubuque (USHL)
13	Garrett Pinoniemi		F	6-0	170	Fr.	L	7/15/01	Mound, Minn.	Sioux Falls (USHL)
14	Brock Faber (C)	MIN	D	6-1	200	Jr.	R	8/22/02	Maple Grove, Minn.	US NTDP U18
16	Colin Schmidt		F	6-4	230	Sr.	R	1/6/00	Wayzata, Minn.	Union (NCAA)
17	Brody Lamb	NYR	F	6-1	175	Fr.	R	8/30/03	Byron, Minn.	Green Bay (USHL)
18	Mason Nevers		F	5-11	175	Jr.	R	4/3/01	Edina, Minn.	Des Moines (USHL)
19	John Mittelstadt		F	5-9	175	Fr.	L	10/27/01	Eden Prairie, Minn.	Green Bay (USHL)
20	Luke Mittelstadt		D	5-11	175	Fr.	L	1/22/03	Eden Prairie, Minn.	Madison (USHL)
22	Bryce Brodzinski	PHI	F	6-0	205	Sr.	R	8/9/00	Blaine, Minn.	Omaha (USHL)
23	Ryan Johnson (A)	BUF	D	6-1	190	Sr.	L	7/24/01	Irvine, Calif.	Sioux Falls (USHL)
24	Jaxon Nelson (A)		F	6-4	225	Sr.	R	3/30/00	Magnolia, Minn.	Omaha (USHL)
26	Carl Fish		D	6-3	210	Jr.	L	11/9/99	St. Paul, Minn.	Bismarck (NAHL)
27	Charlie Strobel		F	6-1	190	Fr.	L	7/9/01	Stillwater, Minn.	Trail (BCHL)
30	Zach Wiese		G	5-10	210	Fr.	L	1/2/02	Owatonna, Minn.	Rochester (NA3HL)
31	Owen Bartoszkiewicz		G	6-1	195	So.	L	3/12/03	Northville, Mich.	Youngstown (USHL)
55	Matt Staudacher		D	6-1	200	Sr.	L	2/7/00	Fenton, Mich.	Muskegon (USHL)
71	Ryan Chesley	WAS	D	6-0	200	Fr.	R	2/27/04	Mahtomedi, Minn.	US NTDP U18
77	Rhett Pitlick	MON	F	5-10	165	So.	L	2/7/01	Plymouth, Minn.	Tri-City (USHL)
81	Jimmy Snuggerud	STL	F	6-1	185	Fr.	R	6/1/04	Chaska, Minn.	US NTDP U18
89	Matthew Knies	TOR	F	6-3	210	So.	L	10/17/02	Phoenix, Ariz.	Tri-City (USHL)
92	Logan Cooley	ARI	F	5-10	180	Fr.	L	5/4/04	Pittsburgh, Pa.	US NTDP U18

Head Coach: Bob Motzko

Associate Head Coach: Steve Miller

Assistant Coach: Ben Gordon

Director of Hockey Operations: Jacob LeRoy

Volunteer Goalie Coach: Brennan Poderzay

Graduate Manager: Paul Martin

Strength and Conditioning Coach: Cal Dietz

2022-23 MINNESOTA ALPHABETICAL ROSTER

No.	Name	Pos.	Yr.	No.	Name	Pos.	Yr.
31	Owen Bartoszkiewicz	G	So.	17	Brody Lamb	F	Fr.
22	Bryce Brodzinski	F	Sr.	19	John Mittelstadt	F	Fr.
71	Ryan Chesley	D	Fr.	20	Luke Mittelstadt	D	Fr.
1	Justen Close	G	Sr.	24	Jaxon Nelson	F	Sr.
92	Logan Cooley	F	Fr.	18	Mason Nevers	F	Jr.
14	Brock Faber	D	Jr.	13	Garrett Pinoniemi	F	Fr.
26	Carl Fish	D	Jr.	77	Rhett Pitlick	F	So.
7	Aaron Huglen	F	So.	16	Colin Schmidt	F	Sr.
23	Ryan Johnson	D	Sr.	81	Jimmy Snuggerud	F	Fr.
89	Matthew Knies	F	So.	55	Matt Staudacher	D	Sr.
4	Mike Koster	D	Jr.	27	Charlie Strobel	F	Fr.
10	Connor Kurth	F	Fr.	6	Cal Thomas	D	Fr.
2	Jackson LaCombe	D	Sr.	30	Zach Wiese	G	Fr.

PLAYER PROFILES



PLAYER PROFILES

31 OWEN BARTOSZKIEWICZ

G SO 6-1 195

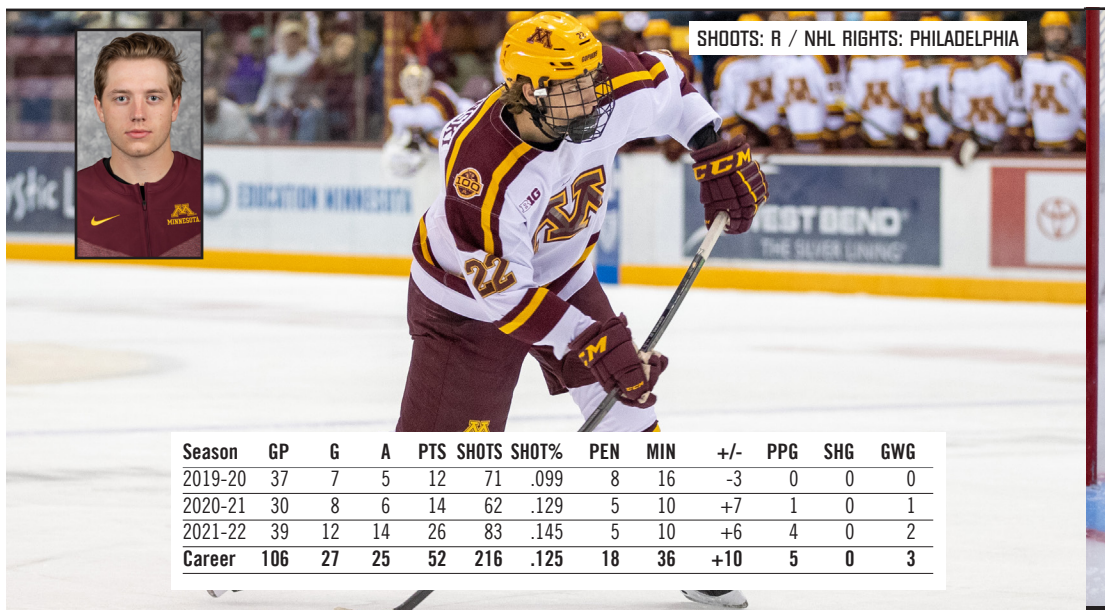
NORTHVILLE, MICH. / YOUNGSTOWN (USHL)



22 BRYCE BRODZINSKI

F SR 6-0 205

BLAINE, MINN. / OMAHA (USHL)



Season	GP	G	A	PTS	SHOTS	SHOT%	PEN	MIN	+/-	PPG	SHG	GWG
2019-20	37	7	5	12	71	.099	8	16	-3	0	0	0
2020-21	30	8	6	14	62	.129	5	10	+7	1	0	1
2021-22	39	12	14	26	83	.145	5	10	+6	4	0	2
Career	106	27	25	52	216	.125	18	36	+10	5	0	3

PLAYER PROFILES

71 RYAN CHESLEY

D FR 6-0 200

MAHTOMEDI, MINN. / US NTDP U18

SHOOTS: R / NHL RIGHTS: WASHINGTON




1 JUSTEN CLOSE

G SR 5-10 175

KINDERSLEY, SASK. / KINDERSLEY (SJHL)

CATCHES: L



Season	GP	GS	MIN	GA	GAA	SV	SV%	W	L	T	SO
2019-20	3	0	29:32	3	6.09	11	.786	0	0	0	0
2020-21	2	0	20:00	2	6.00	5	.714	0	0	0	0
2021-22	21	19	1171:42	38	1.95	472	.925	14	5	0	3
Career	26	19	1221:14	43	2.12	488	.919	14	5	0	3

PLAYER PROFILES

92 LOGAN COOLEY

F FR 5-10 180

PITTSBURGH, PA. / US NTDP U18

SHOOTS: L / NHL RIGHTS: ARIZONA




14 BROCK FABER

D JR 6-1 200

MAPLE GROVE, MINN. / US NTDP U18

SHOOTS: R / NHL RIGHTS: MINNESOTA



Season	GP	G	A	PTS	SHOTS	SHOT%	PEN	MIN	+/-	PPG	SHG	GWG
2020-21	27	1	11	12	19	.053	7	14	+16	0	0	0
2021-22	32	2	12	14	39	.051	6	12	+8	0	0	0
Career	59	3	23	26	58	.052	13	26	+24	0	0	0

PLAYER PROFILES


26 CARL FISH

D | JR | 6-3 | 210

ST. PAUL, MINN. / BISMARCK (NAHL)



SHOOTS: L



Season	GP	G	A	PTS	SHOTS	SHOT%	PEN	MIN	+/-	PPG	SHG	GWG
2020-21	12	1	2	3	7	.143	1	2	+6	0	0	0
2021-22	21	0	6	6	17	.000	2	4	+6	0	0	0
Career	33	1	8	9	24	.042	3	6	+12	0	0	0

7 AARON HUGLEN

F | SO | 6-0 | 170

ROSEAU, MINN. / FARGO (USHL)



SHOOTS: R / NHL RIGHTS: BUFFALO



Season	GP	G	A	PTS	SHOTS	SHOT%	PEN	MIN	+/-	PPG	SHG	GWG
2021-22	37	7	9	16	51	.137	7	14	+13	2	0	2
Career	37	7	9	16	51	.137	7	14	+13	2	0	2


PLAYER PROFILES

23 RYAN JOHNSON

D SR 6-1 190

IRVINE, CALIF. / SIOUX FALLS (USHL)

SHOOTS: L / NHL RIGHTS: BUFFALO




Season	GP	G	A	PTS	SHOTS	SHOT%	PEN	MIN	+/-	PPG	SHG	GWG
2019-20	37	0	8	8	54	.000	10	20	-9	0	0	0
2020-21	27	2	12	14	51	.039	6	12	+14	0	0	0
2021-22	39	3	16	19	71	.042	7	14	+5	0	0	0
Career	103	5	36	41	176	.028	23	46	+10	0	0	0

89 MATTHEW KNIES

F SO 6-3 210

PHOENIX, ARIZ. / TRI-CITY (USHL)

SHOOTS: L / NHL RIGHTS: TORONTO



Season	GP	G	A	PTS	SHOTS	SHOT%	PEN	MIN	+/-	PPG	SHG	GWG
2021-22	33	15	18	33	97	.155	10	31	+15	5	0	2
Career	33	15	18	33	97	.155	10	31	+15	5	0	2

PLAYER PROFILES

4

MIKE KOSTER

D | JR | 5-10 | 180

CHASKA, MINN. / TRI-CITY (USHL)



SHOOTS: L / NHL RIGHTS: TORONTO



Season	GP	G	A	PTS	SHOTS	SHOT%	PEN	MIN	+/-	PPG	SHG	GWG
2020-21	31	3	9	12	49	.061	1	2	+9	0	0	0
2021-22	36	3	11	14	51	.059	5	10	+15	1	0	0
Career	67	6	20	26	100	.060	6	12	+24	1	0	0

10

CONNOR KURTH

F | FR | 6-0 | 210

ELK RIVER, MINN. / DUBUQUE (USHL)



SHOOTS: R / NHL RIGHTS: TAMPA BAY



PLAYER PROFILES

2 JACKSON LACOMBE

D | **SR** | **6-2** | **200**

EDEN PRAIRIE, MINN. / CHICAGO (USHL)

SHOOTS: L / NHL RIGHTS: ANAHEIM



Season	GP	G	A	PTS	SHOTS	SHOT%	PEN	MIN	+/-	PPG	SHG	GWG
2019-20	37	3	10	13	32	.094	7	14	-1	1	0	0
2020-21	27	4	17	21	49	.082	4	8	+15	0	2	0
2021-22	39	3	27	30	84	.036	6	12	+23	1	0	1
Career	103	10	54	64	165	.061	17	34	+37	2	2	1

17 BRODY LAMB

F | **FR** | **6-1** | **175**

BYRON, MINN. / GREEN BAY (USHL)

SHOOTS: R / NHL RIGHTS: NEW YORK RANGERS



PLAYER PROFILES

19 JOHN MITTELSTADT

F FR 5-9 175

EDEN PRAIRIE, MINN. / GREEN BAY (USHL)



SHOOTS: L



20 LUKE MITTELSTADT

D FR 5-11 175

EDEN PRAIRIE, MINN. / MADISON (USHL)



SHOOTS: L



PLAYER PROFILES

24 JAXON NELSON

F SR 6-4 225

MAGNOLIA, MINN. / OMAHA (USHL)

SHOOTS: R



Season	GP	G	A	PTS	SHOTS	SHOT%	PEN	MIN	+/-	PPG	SHG	GWG
2019-20	33	2	4	6	63	.032	1	2	-7	0	0	1
2020-21	31	5	10	15	58	.086	6	34	+10	2	0	2
2021-22	26	6	4	10	55	.109	3	17	-4	4	0	0
Career	90	13	18	31	176	.074	10	53	-1	6	0	3

18 MASON NEVERS

F JR 5-11 175

EDINA, MINN. / DES MOINES (USHL)

SHOOTS: R



Season	GP	G	A	PTS	SHOTS	SHOT%	PEN	MIN	+/-	PPG	SHG	GWG
2020-21	25	2	4	6	21	.095	2	4	+6	0	0	0
2021-22	38	6	7	13	41	.146	0	0	+7	4	0	2
Career	63	8	11	19	62	.129	2	4	+13	4	0	2

PLAYER PROFILES

13 GARRETT PINONIEMI

F FR 6-0 170

MOUND, MINN. / SIOUX FALLS (USHL)

SHOOTS: L




77 RHETT PITLICK

F SO 5-10 165

PLYMOUTH, MINN. / TRI-CITY (USHL)

SHOOTS: L / NHL RIGHTS: MONTREAL



Season	GP	G	A	PTS	SHOTS	SHOT%	PEN	MIN	+/-	PPG	SHG	GWG
2021-22	30	5	13	18	33	.152	6	12	+20	0	0	0
Career	30	5	13	18	33	.152	6	12	+20	0	0	0

PLAYER PROFILES

16 COLIN SCHMIDT

F SR 6-4 230

WAYZATA, MINN. / UNION INCAA

SHOOTS: R



Season	GP	G	A	PTS	SHOTS	SHOT%	PEN	MIN	+/-	PPG	SHG	GWG
2021-22	10	0	1	1	3	.000	0	0	-3	0	0	0
Career	10	0	1	1	3	.000	0	0	-3	0	0	0

81 JIMMY SNUGGERUD

F FR 6-1 185

CHASKA, MINN. / US NTDP U18

SHOOTS: R / NHL RIGHTS: ST. LOUIS



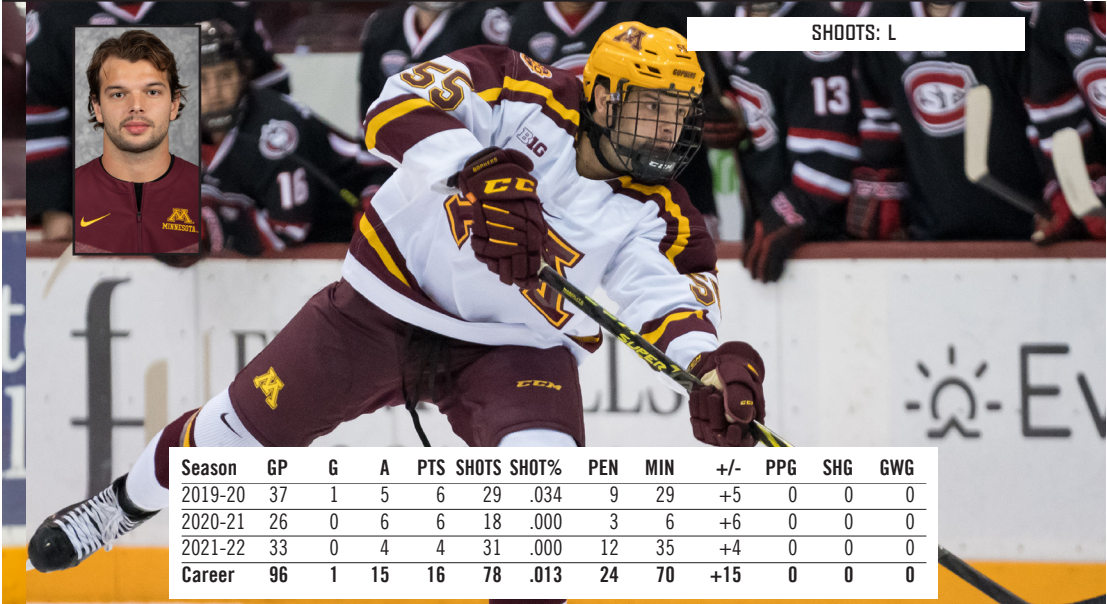
PLAYER PROFILES

55 MATT STAUDACHER

D SR 6-1 200

FENTON, MICH. / MUSKEGON (USHL)

SHOOTS: L



Season	GP	G	A	PTS	SHOTS	SHOT%	PEN	MIN	+/-	PPG	SHG	GWG
2019-20	37	1	5	6	29	.034	9	29	+5	0	0	0
2020-21	26	0	6	6	18	.000	3	6	+6	0	0	0
2021-22	33	0	4	4	31	.000	12	35	+4	0	0	0
Career	96	1	15	16	78	.013	24	70	+15	0	0	0

27 CHARLIE STROBEL

F FR 6-1 190

STILLWATER, MINN. / TRAIL (BCHL)

SHOOTS: L



PLAYER PROFILES

6

CAL THOMAS

D FR 6-0 185

MAPLE GROVE, MINN. / SIOUX FALLS (USHL)



SHOOTS: L / NHL RIGHTS: ARIZONA

30

ZACH WIESE

G FR 5-10 210

OWATONNA, MINN. / ROCHESTER (NA3HL)



CATCHES: L

COACHING STAFF



COACHING STAFF



BOB MOTZKO

HEAD COACH › FIFTH SEASON

- › 2022 BIG TEN COACH OF THE YEAR (SIXTH CONFERENCE COACH OF THE YEAR HONOR)
- › LED GOPHERS TO TWO NATIONAL TITLES (2002, 2003) AS AN ASSISTANT
- › COACHED TWO HOBEY BAKER AWARD WINNERS AND THE 2021 MIKE RICHTER AWARD WINNER

Bob Motzko prepares for his fifth season as head coach of the University of Minnesota men's hockey program in 2022-23 returning the Maroon and Gold to national prominence entering its 102nd season of competition.

In his first four years with the Maroon and Gold, Motzko has built an 84-50-11 record with the Gophers and enters his 18th year as an NCAA head coach with a 360-242-60 all-time record. He landed his second Big Ten Coach of the Year honor during the 2021-22 campaign as he guided Minnesota to the NCAA Frozen Four behind a Big Ten championship and a 26-13 overall record.

Big Ten Player of the Year and Gophers captain Ben Meyers led the late-season charge a year ago as the team won the final eight games of the regular season. NCAA Regional wins over UMass and Western Michigan earned the Gophers their first Frozen Four berth in eight years. Meyers was named a Hobey Baker Hat Trick Finalist and selected to the All-America First Team, while Brock Faber earned the conference's Defensive Player of the Year honors.

The 2020-21 season saw the Gophers claim the Big Ten tournament title and return to the NCAA Tournament for the first

time since 2017. Minnesota started the year on a 10-game winning streak for the second time in program history and eventually earned a No. 1 national ranking in both polls for the first time since the 2014-15 season. Minnesota was led by Mike Richter Award-winning goaltender Jack LaFontaine, one of three All-Americans for the Gophers along with Sampo Ranta and Jackson LaCombe (all three also were First Team All-Big Ten selections).

In his first season behind the Minnesota bench in 2018-19, Motzko coached Rem Pitlick to First Team All-America and First Team All-Big Ten honors, while his second campaign with the Gophers saw him earn Big Ten Coach of the Year honors although the season ended prematurely due to COVID-19.

A native of Austin, Minn., Motzko was an assistant coach at Minnesota from 2001 to 2005, a stretch where the Gophers captured back-to-back national championships in 2002 and 2003. He worked with Hobey Baker Award winner Jordan Leopold, as well as six All-Americans, and was on the bench when the Maroon and Gold claimed back-to-back WCHA tournament titles in 2003 and 2004.

COACHING STAFF

MOTZKO AT A GLANCE

Born March 27, 1961
High School Austin (Minn.)
Education St. Cloud State, 1987

Coaching Experience

- Minnesota: Head Coach, 2018-present
- St. Cloud State: Head Coach, 2005-2018
- Minnesota: Assistant Coach, 2001-2005
- Sioux Falls (USHL): Head Coach, 1998-2001
- Miami: Assistant Coach, 1994-98
- Denver: Associate Head Coach, 1993-94
- Miami: Associate Head Coach, 1991-93
- North Iowa (USHL): Head Coach, 1986-1991
- St. Cloud State: Assistant Coach: 1986-1987



Coaching Highlights

- The 2022 Big Ten Coach of the Year and a six-time conference coach of the year -- earning the honor twice in the WCHA (2006, 2007), twice in the NCHC (2014, 2018) and twice in the Big Ten (2020, 2022).
- Led the U.S. National Junior Team to back-to-back medals at the IIHF World Junior Championship, winning gold in 2017 and bronze in 2018.
- Served as assistant coach on Minnesota's back-to-back national championship teams in 2002 and 2003.
- Coached a pair of Hobey Baker Award winners (Jordan Leopold in 2002, Drew LeBlanc in 2013) and the 2021 Mike Richter Award winner (Jack LaFontaine).
- Guided 22 players to All-America honors, 11 at Minnesota, eight at St. Cloud State, and three at Miami.

Coaching Record

- 276-192-49 (.581) at St. Cloud State (13 Seasons)
- 84-50-11 (.617) at Minnesota (4 Seasons)
- 360-242-60 (.589) Overall (17 Seasons)

Family

Wife: Shelley Children: Ella, Mack, Beau

Following his four years assisting the Gophers, Motzko spent 13 seasons building St. Cloud State into a championship program. The Huskies advanced to the NCAA Tournament eight times under his leadership, including a run to the Frozen Four in 2013. While in St. Cloud, Motzko helped develop Hobey Baker Award winner Drew LeBlanc and eight All-Americans.

He previously coached at Miami (OH) and Denver, helping Miami win the CCHA title as associate head coach in 1993. He also served as an assistant under Herb Brooks at his alma mater for one season.

During his college head coaching career, Motzko has been recognized as a conference coach of the year six times, winning the award twice in the WCHA (2006, 2007), twice in the NCHC (2014, 2018) and now twice in the Big Ten (2020, 2022).




COACHING STAFF

MOTZKO'S ALL-AMERICANS

Player (College)	Pos.	Year
Chuck Thuss (MIA)	F	1994-95
Randy Robitaille (MIA)	F	1996-97
Dan Boyle (MIA)	D	1996-97
Dan Boyle (MIA)	D	1997-98
Jordan Leopold (MN)	D	2001-02
John Pohl (MN)	C	2001-02
Keith Ballard (MN)	D	2003-04
Bobby Goepfert (SCSU)	G	2005-06
Bobby Goepfert (SCSU)	G	2006-07
Ryan Lasch (SCSU)	F	2007-08
Drew LeBlanc (SCSU)*	F	2012-13
Nick Jensen (SCSU)	D	2012-13
Nic Dowd (SCSU)	F	2013-14
Charlie Lindgren (SCSU)	G	2015-16
Ethan Prow (SCSU)	D	2015-16
Jimmy Schuldt (SCSU)	D	2017-18
Rem Pitlick (MN)	F	2018-19
Jack LaFontaine (MN)^	G	2020-21
Sampo Ranta (MN)	F	2020-21
Jackson LaCombe (MN)	D	2020-21
Ben Meyers (MN)	F	2021-22

^won Mike Richter Award

*won Hobey Baker Award



USA Hockey has twice tasked Motzko with leading the U.S. National Junior Team at the IIHF World Junior Championships. In 2017, Motzko led Team USA to an unbeaten run at the tournament, which culminated in a gold medal, the fourth all-time for the Americans. Motzko returned as head coach for the National Junior Team in 2018, leading the squad to a bronze medal.

Twice he has led teams in the United States Hockey League (USHL) as head coach and general manager. He spent four years

with the North Iowa Huskies, leading his 1989 team to the Junior A national championship earning the league's coach of the year award. He also led Sioux Falls for the team's first two seasons of existence and was named the league's GM of the Year in 2000 for his work with the Stampede.

Motzko graduated from St. Cloud State in 1987 as a two-time men's hockey letter winner.

MOTZKO'S RECORD

YEAR	SCHOOL	OVERALL RECORD	CONF. RECORD	NCAA	NOTES
2005-06	St. Cloud State	22-16-4	13-13-2		WCHA Runner-Up
2006-07	St. Cloud State	22-11-7	14-7-7	0-1	NCAA East Regional Semifinals
2007-08	St. Cloud State	19-16-5	12-12-4	0-1	NCAA East Regional Semifinals
2008-09	St. Cloud State	18-17-3	13-13-2		WCHA First Round
2009-10	St. Cloud State	24-14-5	15-9-4	1-1	NCAA West Regional Final
2010-11	St. Cloud State	15-18-5	11-13-4		WCHA First Round
2011-12	St. Cloud State	17-17-5	12-12-4		WCHA Quarterfinals
2012-13	St. Cloud State	25-16-1	18-9-1	2-1	NCAA Frozen Four
2013-14	St. Cloud State	22-11-5	15-6-3-0	1-1	NCAA West Regional Final
2014-15	St. Cloud State	20-19-1	11-12-1-0	1-1	NCAA West Regional Final
2015-16	St. Cloud State	31-9-1	17-6-1-1	0-1	NCAA West Regional Semifinals
2016-17	St. Cloud State	16-19-1	10-13-1-0		NCHC First Round
2017-18	St. Cloud State	25-9-6	16-4-4-1	0-1	NCAA West Regional Semifinals
2018-19	Minnesota	18-16-4	11-10-3-0		Big Ten Semifinals
2019-20	Minnesota	16-14-7	9-8-7-4		BIG/NCAA Tournaments Canceled
2020-21	Minnesota	24-7-0	16-6-0-0-0	1-1	BIG Playoff Champions/NCAA West Reg. Finals
2021-22	Minnesota	26-13-0	18-6-0	2-1	BIG/NCAA Frozen Four
TOTALS		360-242-60	231-159-48-6	8-10	

COACHING STAFF

STEVE MILLER

ASSOCIATE HEAD COACH / FIRST SEASON

With three NCAA National Championships already on his resume, Steve Miller looks to add to that total after joining the University of Minnesota men's hockey program as its associate head coach in July 2022.

Miller was honored with the American Hockey Coaches Association's (AHCA) Terry Flanagan Award in 2009, which recognizes an assistant coach's career body of work. In all, he has been a part of three NCAA titles, 19 NCAA appearances, five regular season conference titles and six playoff championships during his collegiate tenure.

A native of Sun Prairie, Wis., he most recently served at Ohio State as its associate head coach for the previous five seasons and helped guide the team to an NCAA Frozen Four appearance and a Big Ten Conference title in 2018. Prior to joining Ohio State in 2017, Miller enjoyed successful stints with both the Air Force Academy (2015-17) and Providence College (2014-15), culminating with an NCAA championship in 2015 with the Friars.

Miller spent 19 and a half years as an assistant and associate head coach with Denver as the team won back-to-back NCAA Championships in 2004 and 2005. During his time at DU, the team won three WCHA regular season championships and claimed the WCHA Final Five title four times.

He began his coaching career at his alma mater, St. Mary's University in Winona, Minn. The squad won the 1989 MIAC playoff championship and advanced to the quarterfinals of the NCAA Tournament. From there, he moved to Miami (OH) University, where

he spent three seasons under head coach George Gwozdecky. Along with Motzko, an assistant coach, the Redhawks won their first CCHA title in 1993 and made their first-ever appearance in the NCAA Tournament.

Miller, who was inducted into the Sun Prairie High School Wall of Success in 2008, and his wife, Heidi, have three children, a daughter, Alexis, and sons, Cole and Connor.

MILLER AT A GLANCE

Born

June 24, 1965 (Madison, Wis.)

High School

Sun Prairie High School (Wis.)

Education

St. Mary's, 1988 (Public Administration)

Coaching Experience

- Minnesota: Associate Head Coach, 2022-pres.
- Ohio State: Associate Head Coach, 2017-22
- Air Force: Director of Hockey, 2015-17
- Providence: Associate Head Coach, 2014-15
- Denver: Associate Head Coach/Assistant Coach, 1994-2014
- Miami (OH): Assistant Coach, 1991-94
- St. Mary's: Assistant Coach, 1988-91



COACHING STAFF

BEN GORDON

ASSISTANT COACH / FIFTH SEASON

Gopher Hockey alum Ben Gordon enters his fifth season as an assistant coach for the Maroon and Gold in 2022-23.

During the 2021-22 campaign, Gordon and Minnesota won the Big Ten regular-season championship and advanced to the NCAA Frozen Four for the first time since 2014. The Gophers made a late-season surge winning 11 of their final 13 games, including wins over Massachusetts and Western Michigan in the NCAA Northeast Regional.

The Gophers captured the Big Ten tournament title and returned to the NCAA Tournament in 2020-21, ending a four-year drought, while the program won its first NCAA game since 2014 to earn an appearance in the NCAA West Regional Final.

A native of International Falls, Minn., Gordon returned to Minnesota following the 2017-18 season where he served as the associate head coach for the Chicago Steel in the United States Hockey League (USHL). He previously served on the Gophers staff in 2016-17 as director of hockey operations when the Maroon and Gold claimed the 2017 Big Ten regular-season championship after helping the Tri-City Storm capture the 2016 USHL Clark Cup as an assistant coach in 2015-16. Gordon's first foray into coaching came during the 2014-15 season as an assistant coach and later as interim head coach at St. Scholastica in Duluth.

Gordon was a four-year letter winner with the Gophers from 2004-2008 and recorded 98 points (39 goals, 59 assists) in 148 career games. The forward helped Minnesota to back-to-back regular-season conference titles in 2006 and 2007 while the Maroon and Gold added a conference playoff title in 2007. Gordon was

named the team's Dr. V. George Nagobads Unsung Hero in 2006. Following his college career, he played in 362 professional games with 380 points over six seasons before transitioning to coaching.

GORDON AT A GLANCE

Born

January 31, 1985 (International Falls, Minn.)

High School

International Falls High School (Minn.)

Education

Minnesota, 2008 (Communications)

Coaching Experience

- Minnesota: Assistant Coach, 2018-present
- Des Moines Buccaneers (USHL), Assistant Coach, 2018
- Chicago Steel (USHL): Associate Head Coach, 2017-18
- Minnesota: Director of Operations, 2016-17
- Tri-City Storm (USHL): Assistant Coach, 2015-16
- St. Scholastica (NCAA III): Assistant Coach, 2014-15

Playing Career

- Lincoln Stars (USHL), 2002-04
- Minnesota (NCAA), 2004-08
- Cincinnati Cyclones (ECHL), 2008-09
- Reading Royals (ECHL), 2008-11
- DEG Metro Stars (DEL), 2011-12
- Tulsa Oilers (CHL), 2012-14



COACHING STAFF

JACOB LeROY

DIRECTOR OF HOCKEY OPERATIONS / SECOND SEASON



Jacob LeRoy enters his second season as the Director of Hockey Operations for the Gopher men's hockey program after starting in 2021-22.

In his first season at the 'U', LeRoy served on staff as the Gophers won the 2021-22 Big Ten regular-season championship and advanced to the NCAA Frozen Four for the first time since 2014.

A native of Dublin, Ohio, LeRoy spent four seasons on the staff at Ohio State prior to joining the Maroon and Gold – serving as a student assistant of hockey operations. During his tenure with the Buckeyes, the program made two trips to the NCAA Tournament,

including the team's second-ever Frozen Four berth in 2018 and was poised for a third trip to the national tournament in 2020 before the season was canceled due to public health concerns. Ohio State also added a Big Ten regular-season title in 2019 for the program's first Big Ten crown and second-ever regular-season conference championship. For his contributions to the program, LeRoy was awarded a varsity letter.

A 2021 graduate of Ohio State, LeRoy received a bachelor's degree in business administration and specialized in finance.

PAUL MARTIN

GRADUATE MANAGER / THIRD SEASON



Gopher Hockey All-American alum and 14-year NHL veteran Paul Martin is in his third year on the Minnesota staff and first as a graduate manager. Martin returned to the Maroon and Gold as an undergraduate assistant for the 2020-21 season while completing his degree at the University of Minnesota and is currently enrolled as a full-time graduate student heading into the 2022-23 campaign.

In his first season back on campus, Martin helped Minnesota win the 2021 Big Ten Tournament title and return to the NCAA Tournament. His second season saw the Gophers claim a Big Ten regular-season championship and earn an NCAA Frozen Four berth for the first time since 2014.

A native of Elk River, Minn., Martin was a three-year letter winner for the Maroon and Gold while recording 97 points (20 goals, 77 assists) in 127 career games. The defenseman, who was an all-conference selection in each of his three seasons of college hockey, helped the Gophers to three-straight NCAA Tournament appearances including back-to-back national championships in 2002 and 2003.

Martin, who won the Broadmoor Trophy with Minnesota in 2003 as WCHA playoff champions, was a Second Team All-American in 2003, while earning his second-straight Second Team All-WCHA accolade. He also was named to the WCHA All-Rookie Team in 2001. Martin remains 15th in Gopher Hockey history among defensemen with 97 points, while he is 12th among defensemen with 77 assists.

A second round selection (62nd overall) in the 2000 NHL Entry Draft, Martin went on to play 14 seasons in the NHL with the New Jersey Devils, Pittsburgh Penguins and San Jose Sharks. He made 870 regular-season appearances and totaled 320 career points (50 goals, 270 assists). Moreover, he led his teams to a playoff berth in each of his 14 seasons with 122 Stanley Cup playoff games and 46 playoff points (six goals, 40 assists). With the exception of a short AHL stint in his final season on the ice and one season in Switzerland during the 2004-05 NHL lockout, Martin played his entire professional career in the NHL before retiring in 2018.

On the international stage, Martin was named to the U.S. Men's Olympic Team three times in his career (2006, 2010, 2014). Prior to joining the Gophers, Martin closed out his prep career at Elk River High School as the Mr. Hockey Award winner in 2000 as the top senior high school boy's hockey player in the state of Minnesota.


Off the ice, Martin created the Shine A Light Foundation in 2017. The Shine A Light Foundation is a non-profit organization raises awareness and reduces the stigma for those affected by bullying, depression, and mental health issues.

Martin earned his bachelor's degree from the University of Minnesota in 2021 and is currently working toward a master's degree in youth development and leadership.

SUPPORT STAFF

BRENNAN PODERZAY

VOLUNTEER GOALTENDING COACH / SECOND SEASON



Brennan Poderzay is in his second season as the Gopher men's hockey team's volunteer goaltending coach after joining the Minnesota staff for the 2021-22 season.

In his first season with the Gophers, he coached goaltender Justen Close to the University of Minnesota's Male Breakthrough Athlete of the Year honor after leading the team to the NCAA Frozen Four. Close posted the third-best goals against average in single-season program history at 1.95, while his save percentage of 0.925 was the fourth-best in a single year for the Maroon and Gold.

A native of Tower, Minn., Poderzay came to Minnesota after spending six seasons in the same role at Minnesota State. With the Mavericks, Poderzay

coached Dryden McKay for three seasons as the three-time WCHA Goaltending Champion and two-time All-American was named a Hobey Baker Award Hat Trick finalist, a Mike Richter Award finalist and the WCHA Player of the Year in 2021. In his six-year tenure in Mankato, Minnesota State won five WCHA regular-season titles and advanced to the NCAA Frozen Four for the first time in program history last season.

Poderzay previously served as a Minnesota Regional Goalie Scout and as a mentor for the USA Hockey National Team Development Program.

As a player, Poderzay spent three seasons at St. Scholastica before a six-year professional career. He earned a bachelor's degree in business management from St. Scholastica in 2013.

SUPPORT STAFF



CAL DIETZ
Strength & Conditioning



JEFF WINSLOW
Athletic Trainer



LEE GRESETH
Equipment Manager



SCOTT SLARKS
Athletic Communications



CHRIS CORDS
Academic Counselor



CRAIG FLOR
Arena Manager



ADAM STIRN
Lead Ice Maker



BEN KARNISH
Facilities



JAIME RIEDEL
Marketing



JAKE HOEPFNER
Event Manager



CHRIS SKLUZACEK
Ticket Sales



DR. BRAD NELSON
Medical Director



DR. DAVE JEWISON
Team Physician



DR. DAVE SMITH
Team Physician

GOPHER RADIO NETWORK

Twin Cities Newstalk KTLK-AM 1130 will serve as the flagship station for the Gopher Radio Network in 2022-23, while Learfield IMG College will administer all production for the broadcasts and manage the on-air talent, in addition to the sales for all broadcasts. Learfield partners with the Minnesota News Network (MNN) for network distribution to all of our greater Minnesota Affiliate Network.

The radio broadcast booth again will feature Wally Shaver and Frank Mazzocco. Shaver will handle the play-by-play duties, while Mazzocco will serve as an analyst. The duo is set to call every game during the 2022-23 season on the Gopher Radio Network. Former Gopher Pat Micheletti also will join the broadcast team for a select number of games this season and will give fans a unique perspective reporting from ice level.

Shaver has been calling Gopher Hockey games on the radio since the 2001-02 season.

Mazzocco, who has more than 30 years of hockey broadcasting experience, was previously the play-by-play voice of Gopher hockey on television for more than 20 years.

Micheletti was a 1985 First Team All-American at Minnesota and is the program's second all-time leading scorer with 269 career points in 162 games. He has spent a decade with the Gopher Radio Network and also works as a TV analyst for the Big Ten Network.



Wally Shaver



Frank Mazzocco



Pat Micheletti



GOPHER RADIO NETWORK AFFILIATES

Market	Station	Freq.	AM/FM
Ada/Fargo	KRJB	106.5	FM
Albert Lea	KATE	1450	AM
Austin	KAUS	1480	AM
Brainerd	WWVI	95.9	FM
		1270	AM
Buffalo	KRWC	1360	AM
Crookston	KROX	92.1	FM
		1260	AM
Detroit Lakes	KDLM	93.1	FM
		1340	AM
Ely	WELY	1450	AM
Fairmont	KSUM	97.1	FM
		1370	AM
Grand Forks, ND	KROX	105.7	FM
Grand Rapids	KOZY	93.1	FM
		1320	AM
International Falls	KSDM	104.1	FM
Minneapolis	KFXN	103.5	FM
Minneapolis-St. Paul	KTLK	1130	AM
Pipestone	KJOE	106.1	FM
Rochester	KROC	1340	AM
		96.9	FM
St. Cloud	KXSS	93.9	FM
		1390	AM
Thief River Falls	KKAQ	98.5	FM
		1460	AM
Waseca	KFOW	106.3	FM
		1170	AM
Windom	KDOM	103.1	FM
		1580	AM

2021-22 SEASON REVIEW

2021-22 RESULTS · 26-13-0 OVERALL · 18-6-0 BIG TEN

Date	Opponent	Result	MN/OPP	MN/OPP	MN/OPP	MN/OPP	Goaltender of Record	Attend.
			Rank	Shots	Power-Play	Penalties		
10/8	Mercyhurst	W, 7-4	4/NR	46/25	2-5/1-2	4-8/7-14	LaFontaine (1-0-0)	6,372
10/9	Mercyhurst	W, 5-3	4/NR	42/19	2-2/1-4	5-10/3-6	LaFontaine (2-0-0)	6,396
10/15	St. Cloud State	L, 1-2	4/2	23/18	0-3/0-1	1-2/3-6	LaFontaine (2-1-0)	8,190
10/16	@ St. Cloud State	W, 4-3 (OT)	4/2	33/32	0-1/1-3	5-10/3-6	LaFontaine (3-1-0)	5,530
10/22	Minnesota Duluth	L, 3-5	4/5	21/23	1-2/1-1	3-6/3-6	LaFontaine (3-2-0)	9,016
10/23	@ Minnesota Duluth	L, 1-2	4/5	29/26	0-3/0-2	2-4/3-6	LaFontaine (3-3-0)	7,596
10/29	Notre Dame*	W, 4-1	7/14	29/29	0-3/0-3	3-6/3-6	LaFontaine (4-3-0)	6,744
10/30	Notre Dame*	W, 3-2	7/14	24/28	0-1/0-3	3-6/1-2	LaFontaine (5-3-0)	6,875
11/5	@ Wisconsin*	L, 3-4 (OT)	5/NR	47/36	0-2/1-3	3-6/2-4	LaFontaine (5-4-0)	9,813
11/6	@ Wisconsin*	W, 4-1	5/NR	28/38	1-1/1-2	3-17/2-4	LaFontaine (6-4-0)	12,015
11/12	Ohio State*	L, 3-4	6-8/14-18	26/20	0-5/0-3	3-6/5-10	LaFontaine (6-5-0)	7,511
11/13	Ohio State*	W, 2-0	6-8/14-18	22/13	1-1/0-4	4-8/1-2	LaFontaine (7-5-0)	7,294
11/19	Penn State*	L, 3-5	7/NR	35/26	2-4/2-2	2-4/5-10	LaFontaine (7-6-0)	7,426
11/20	Penn State*	W, 4-2	7/NR	29/37	2-3/0-4	4-8/4-8	LaFontaine (8-6-0)	7,309
11/26	@ North Dakota	W, 5-1	11-12/5-6	32/22	1-6/0-3	5-10/6-23	LaFontaine (9-6-0)	11,624
11/27	@ North Dakota	L, 2-3	11-12/5-6	13/26	1-2/1-2	5-18/4-8	LaFontaine (9-7-0)	11,617
12/3	@ Michigan*	W, 5-1	11-12/2-3	30/31	0-1/0-5	5-10/1-2	LaFontaine (10-7-0)	5,800
12/4	@ Michigan*	L, 2-6	11-12/2-3	23/44	0-4/0-2	3-6/5-10	LaFontaine (10-8-0)	5,613
1/2	vs. St. Thomas %	W, 5-2		45/15	1-3/1-4	5-21/4-8	Close (0-0-0)	2,300
1/3	US NTDP U18 %	W, 5-3		37/28	1-4/1-6	8-16/6-12	Close (0-0-0)	6,946
1/7	@ Michigan State*	W, 4-1	9-11/NR	36/25	0-3/0-4	4-8/4-8	LaFontaine (11-8-0)	4,922
1/8	@ Michigan State*	W, 6-3	9-11/NR	60/24	1-6/1-1	1-2/7-14	LaFontaine (12-8-0)	5,209
1/14	Alaska	W, 4-1	8/NR	26/15	0-3/1-5	6-12/4-8	Close (1-0-0)	7,624
1/15	Alaska	L, 2-3	8/NR	38/15	0-7/0-2	8-38/12-46	Close (1-1-0)	8,083
1/21	Michigan*	W, 2-1 (OT)	11/3-4	25/27	1-5/0-3	3-6/6-23	Close (2-1-0)	8,204
1/22	Michigan*	L, 1-4	11/3-4	40/19	0-2/0-1	1-2/2-4	Close (2-2-0)	8,046
1/28	@ Notre Dame*	W, 5-1	10/11-12	24/29	0-3/1-4	5-10/4-8	Close (3-2-0)	4,711
1/29	@ Notre Dame*	L, 2-3 (OT)	10/11-12	26/23	0-3/0-3	4-8/3-6	Close (3-3-0)	4,632
2/4	Michigan State*	W, 4-2	8-10/NR	40/23	0-3/0-1	1-2/3-6	Close (4-3-0)	7,824
2/5	Michigan State*	W, 3-1	8-10/NR	35/26	1-5/0-3	4-8/9-42	Close (5-3-0)	8,305
2/11	@ Ohio State*	W, 3-2	7-8/7-8	31/34	0-3/0-2	2-4/3-6	Close (6-3-0)	6,008
2/12	@ Ohio State*	W, 5-1	7-8/7-8	50/30	1-3/0-4	8-38/6-23	Close (7-3-0)	6,208
2/18	@ Penn State*	W, 3-1	5-6/NR	35/38	0-3/0-1	1-2/3-6	Close (8-3-0)	6,043
2/19	@ Penn State*	W, 6-4	5-6/NR	34/27	1-2/0-0	0-0/3-14	Close (9-3-0)	6,216
2/25	Wisconsin*	W, 5-0	4/NR	44/20	1-3/0-2	2-4/3-6	Close (10-3-0)	9,350
2/26	Wisconsin*	W, 8-0	4/NR	27/24	1-3/0-3	4-8/2-7	Close (11-3-0)	10,069
3/12	Penn State^	W, 3-2	2/NR	25/30	1-1/1-1	1-2/1-2	Close (12-3-0)	6,856
3/19	Michigan^	L, 3-4	2-3/4	28/31	2-2/1-3	5-21/3-6	Close (12-4-0)	10,774
3/25	Massachusetts#	W, 4-3 (OT)	5-6/9-10	24/23	1-2/1-1	1-2/2-4	Close (13-4-0)	6,002
3/27	Western Michigan#	W, 3-0	5-6/4-5	26/24	1-1/0-2	2-4/1-2	Close (14-4-0)	2,848
4/7	Minnesota State\$	L, 1-5	4-5/1	17/32	0-0/0-0	0-0/0-0	Close (14-5-0)	17,850

* Big Ten Contest

% Exhibition Contest

^ 2022 Big Ten Men's Ice Hockey Tournament (3M Arena at Mariucci | Minneapolis, Minn.)

2022 NCAA Northeast Regional (DCU Center | Worcester, Mass.)

\$ 2022 NCAA Frozen Four (TD Garden | Boston, Mass.)

2021-22 SEASON REVIEW

TEAM STATS (OVERALL)

Team statistics		
	MINN	OPP
SHOT STATISTICS		
Goals-Shot attempts	138-1223	91-1032
Shot pct.	.113	.088
Goals/Game	3.54	2.33
Shots/Game	31.36	26.46
Assists	238	155
POWER PLAYS		
Goals-Power Plays	25-116	15-99
Conversion Percent	.216	.152
Shot Attempts	217	126
Shot Percent	.115	.119
SHORT-HANDED		
Goals-Shot attempts	2-29	1-35
Shot Percent	.069	.029
GOAL BREAKDOWN		
Total Goals	138	91
Power Play	25	15
Short-handed	2	1
Empty net	8	1
Penalty	0	0
Unassisted	7	7
Overtime	3	2
Delayed Penalty	1	1
Game winning	26	13
First Goal	23	16
Game Tying Goal	0	0
Extra Attacker	4	1
BLOCKS		
Blocks	439	475
Blocks/Game	11.26	12.18
PENALTIES		
Number	126	142
Minutes	326	374
Penalties/Game	3.23	3.64
Penalty minutes/Game	8.36	9.59
Minor	113	127
Major	6	6
10-minute Misconduct	1	3
Game Misconduct	6	5
Gross Misconduct	0	0
Match	0	0
FACEOFFS (W-L)		
Faceoff W-L pct.	.521	.479
SHOOTOUTS (Made-Att)		
	0-0	0-0
ATTENDANCE		
Total	158268	113557
Dates/Avg Per Date	20/7913	16/7097
Neutral Site #/Avg	3/8900	-

TEAM STATS (BIG TEN)

Team statistics		
	MINN	OPP
SHOT STATISTICS		
Goals-Shot attempts	90-800	50-671
Shot pct.	.113	.075
Goals/Game	3.75	2.08
Shots/Game	33.33	27.96
Assists	156	85
POWER PLAYS		
Goals-Power Plays	13-76	6-64
Conversion Percent	.171	.094
Shot Attempts	146	81
Shot Percent	.089	.074
SHORT-HANDED		
Goals-Shot attempts	0-15	1-27
Shot Percent	.000	.037
GOAL BREAKDOWN		
Total Goals	90	50
Power Play	13	6
Short-handed	0	1
Empty net	5	0
Penalty	0	0
Unassisted	4	5
Overtime	1	2
Delayed Penalty	1	0
Game winning	18	6
First Goal	16	8
Game Tying Goal	0	0
Extra Attacker	1	0
BLOCKS		
Blocks	284	315
Blocks/Game	11.83	13.13
PENALTIES		
Number	73	87
Minutes	179	231
Penalties/Game	3.04	3.63
Penalty minutes/Game	7.46	9.63
Minor	67	78
Major	3	3
10-minute Misconduct	0	3
Game Misconduct	3	3
Gross Misconduct	0	0
Match	0	0
FACEOFFS (W-L)		
Faceoff W-L pct.	.514	.486
SHOOTOUTS (Made-Att)		
	0-0	0-0
ATTENDANCE		
Total	94957	77190
Dates/Avg Per Date	12/7913	12/6433
Neutral Site #/Avg	0/0	-

2021-22 SEASON REVIEW

2021-22 STATISTICS · 26-13-0 OVERALL

# Player	GP	Shots					+/-	Penalties					Goals										BLK
		G	A	PTS	SH	SH%		PEN-MIN	MIN	MAJ	OTH	PP	SH	FG	GW	GT	OT	HT	PN	UA			
39 Meyers, Ben	34	17	24	41	96	.177	+16	9-18	9	0	0	2	0	3	5	0	2	1	0	0	12		
89 Knies, Matthew	33	15	18	33	97	.155	+15	10-31	8	1	1	5	0	3	2	0	0	0	0	2	16		
27 McLaughlin, Blake	39	13	20	33	107	.121	+8	8-35	5	1	2	0	1	1	2	0	0	0	0	1	13		
2 LaCombe, Jackson	39	3	27	30	84	.036	+23	6-12	6	0	0	1	0	0	1	0	0	0	0	0	64		
9 Walker, Sammy	39	14	13	27	90	.156	+14	10-20	10	0	0	1	0	2	4	0	1	0	0	0	25		
22 Brodzinski, Bryce	39	12	14	26	83	.145	+6	5-10	5	0	0	4	0	4	2	0	0	0	0	1	10		
29 Lucius, Chaz	24	9	10	19	64	.141	+5	6-23	4	1	1	1	0	0	1	0	0	0	0	0	9		
23 Johnson, Ryan	39	3	16	19	71	.042	+5	7-14	7	0	0	0	0	0	0	0	0	0	0	0	45		
77 Pitlick, Rhett	30	5	13	18	33	.152	+20	6-12	6	0	0	0	0	1	0	0	0	0	0	0	7		
7 Huglen, Aaron	37	7	9	16	51	.137	+13	7-14	7	0	0	2	0	0	2	0	0	0	0	1	10		
21 Cruikshank, Grant	33	7	8	15	65	.108	+8	0-0	0	0	0	0	1	2	0	0	0	0	0	0	18		
6 Koster, Mike	36	3	11	14	51	.059	+15	5-10	5	0	0	1	0	0	0	0	0	0	0	0	31		
14 Faber, Brock	32	2	12	14	39	.051	+8	6-12	6	0	0	0	0	1	0	0	0	0	0	1	37		
18 Nevers, Mason	38	6	7	13	41	.146	+7	0-0	0	0	0	4	0	0	2	0	0	0	0	0	12		
25 Perbix, Jack	38	5	7	12	38	.132	+2	9-18	9	0	0	0	0	1	2	0	0	0	0	0	18		
10 Broz, Tristan	36	6	5	11	51	.118	+5	5-10	5	0	0	0	0	1	1	0	0	0	0	0	1		
24 Nelson, Jaxon	26	6	4	10	55	.109	-4	3-17	1	1	1	4	0	1	0	0	0	0	0	0	20		
4 Brinkman, Ben	37	1	7	8	23	.043	+7	6-23	4	1	1	0	0	1	0	0	0	0	0	0	41		
26 Fish, Carl	21	0	6	6	17	.000	+6	2-4	2	0	0	0	0	0	0	0	0	0	0	0	7		
11 Sorenson, Jonny	37	4	0	4	31	.129	+1	2-4	2	0	0	0	0	2	2	0	0	0	0	1	11		
55 Staudacher, Matt	33	0	4	4	31	.000	+4	12-35	10	1	1	0	0	0	0	0	0	0	0	0	30		
3 Schmidt, Colin	10	0	1	1	3	.000	-3	0-0	0	0	0	0	0	0	0	0	0	0	0	0	2		
28 Rossini, Sam	3	0	1	1	2	.000	+1	0-0	0	0	0	0	0	0	0	0	0	0	0	0	0		
1 Close, Justen	21	0	1	1	0	.000	0	0-0	0	0	0	0	0	0	0	0	0	0	0	0	0		
45 LaFontaine, Jack	20	0	0	0	0	.000	0	0-0	0	0	0	0	0	0	0	0	0	0	0	0	0		
5 Denman, Matt	2	0	0	0	0	.000	0	0-0	0	0	0	0	0	0	0	0	0	0	0	0	0		
TM TEAM	39	0	0	0	0	.000	0	2-4	0	0	0	0	0	0	0	0	0	0	0	0	0		
Totals	39	138	238	376	1223	.113	+182	126-326	113	6	7	25	2	23	26	0	3	1	0	7	439		
Opponents	39	91	155	246	1032	.088	-190	142-374	127	6	9	15	1	16	13	0	2	1	0	7	475		


# Player	GP-GS	Goal Average			Saves		Record				Goals Allowed				
		MINUTES	GA	AVG	SAVES	PCT	W	L	T	SHO	PP	SH	EN	PEN	SOG
1 Close, Justen	21-19	1171:42	38	1.95	472	.925	14	5	0	3	5	0	1	0	0
45 LaFontaine, Jack	20-20	1161:48	52	2.69	469	.900	12	8	0	1	10	1	0	0	0
TM EMPTY NET	-	20:19	1	2.95	0	.000	0	0	0	0	0	0	0	0	0
Totals	39	2353:49	91	2.32	941	.912	26	13	0	4	15	1	1	0	0
Opponents	39	2353:49	138	3.52	1085	.887	13	26	0	0	25	2	8	0	0

2021-22 SEASON REVIEW

2021-22 BIG TEN STATISTICS · 18-6-0 BIG TEN

# Player	GP	Shots					+/-	Penalties					Goals										BLK
		G	A	PTS	SH	SH%		PEN-MIN	MIN	MAJ	OTH	PP	SH	FG	GW	GT	OT	HT	PN	UA			
39 Meyers, Ben	19	13	11	24	56	.232	+11	2-4	2	0	0	1	0	2	3	0	1	1	0	0	11		
2 LaCombe, Jackson	24	1	21	22	62	.016	+19	3-6	3	0	0	0	0	1	0	0	0	0	0	0	39		
89 Knies, Matthew	18	6	14	20	52	.115	+9	2-4	2	0	0	2	0	1	0	0	0	0	0	1	10		
9 Walker, Sammy	24	10	8	18	61	.164	+14	7-14	7	0	0	1	0	2	1	0	0	0	0	0	18		
27 McLaughlin, Blake	24	9	8	17	69	.130	+8	4-8	4	0	0	0	0	1	2	0	0	0	0	0	9		
77 Pitlick, Rhett	22	5	11	16	26	.192	+18	5-10	5	0	0	0	0	1	0	0	0	0	0	0	4		
22 Brodzinski, Bryce	24	6	9	15	52	.115	+9	4-8	4	0	0	1	0	2	2	0	0	0	0	0	5		
29 Lucius, Chaz	14	5	7	12	43	.116	+7	5-21	3	1	1	1	0	0	1	0	0	0	0	0	5		
7 Huglen, Aaron	24	5	7	12	38	.132	+13	5-10	5	0	0	1	0	0	2	0	0	0	0	1	5		
23 Johnson, Ryan	24	0	12	12	41	.000	+3	3-6	3	0	0	0	0	0	0	0	0	0	0	0	23		
21 Cruikshank, Grant	18	6	4	10	41	.146	+5	0-0	0	0	0	0	0	2	0	0	0	0	0	0	14		
6 Koster, Mike	22	2	8	10	38	.053	+15	0-0	0	0	0	0	0	0	0	0	0	0	0	0	21		
18 Nevers, Mason	23	3	6	9	23	.130	+2	0-0	0	0	0	2	0	0	2	0	0	0	0	0	8		
14 Faber, Brock	19	2	7	9	22	.091	+7	5-10	5	0	0	0	0	1	0	0	0	0	0	1	19		
25 Perbix, Jack	24	4	4	8	28	.143	+1	5-10	5	0	0	0	0	1	1	0	0	0	0	0	13		
10 Broz, Tristan	22	4	3	7	37	.108	+6	2-4	2	0	0	0	0	0	1	0	0	0	0	0	1		
24 Nelson, Jaxon	13	4	2	6	31	.129	0	1-2	1	0	0	4	0	0	0	0	0	0	0	0	12		
26 Fish, Carl	17	0	6	6	16	.000	+6	2-4	2	0	0	0	0	0	0	0	0	0	0	0	6		
11 Sorenson, Jonny	23	4	0	4	25	.160	+4	1-2	1	0	0	0	0	2	2	0	0	0	0	1	7		
4 Brinkman, Ben	22	1	3	4	17	.059	+4	6-23	4	1	1	0	0	1	0	0	0	0	0	0	28		
55 Staudacher, Matt	19	0	2	2	18	.000	+8	9-29	7	1	1	0	0	0	0	0	0	0	0	0	24		
28 Rossini, Sam	3	0	1	1	2	.000	+1	0-0	0	0	0	0	0	0	0	0	0	0	0	0	0		
3 Schmidt, Colin	8	0	1	1	2	.000	-3	0-0	0	0	0	0	0	0	0	0	0	0	0	0	2		
1 Close, Justen	14	0	1	1	0	.000	0	0-0	0	0	0	0	0	0	0	0	0	0	0	0	0		
45 LaFontaine, Jack	12	0	0	0	0	.000	0	0-0	0	0	0	0	0	0	0	0	0	0	0	0	0		
TM TEAM	24	0	0	0	0	.000	0	2-4	0	0	0	0	0	0	0	0	0	0	0	0	0		
Totals	24	90	156	246	800	.113	+167	73-179	67	3	3	13	0	16	18	0	1	1	0	4	284		
Opponents	24	50	85	135	671	.075	-170	87-231	78	3	6	6	1	8	6	0	2	1	0	5	315		

# Player	GP-GS	Goal Average			Saves		Record				Goals Allowed				
		MINUTES	GA	AVG	SAVES	PCT	W	L	T	SHO	PP	SH	EN	PEN	SOG
1 Close, Justen	14-12	749:52	21	1.68	320	.938	10	2	0	2	1	0	0	0	0
45 LaFontaine, Jack	12-12	689:47	29	2.52	301	.912	8	4	0	1	5	1	0	0	0
TM EMPTY NET	-	05:03	0	0.00	0	.000	0	0	0	0	0	0	0	0	0
Totals	24	1444:42	50	2.08	621	.925	18	6	0	3	6	1	0	0	0
Opponents	24	1444:42	90	3.74	710	.888	6	18	0	0	13	0	5	0	0



**2022 BIG TEN REGULAR SEASON CHAMPIONS
2022 NCAA NORTHEAST REGIONAL CHAMPIONS**

RECORDS / HISTORY



NCAA TOURNAMENT HISTORY

NCAA TOURNAMENT APPEARANCES

▶ 39 APPEARANCES

1953-54-61-71-74-75-76-79-80-81-83-85-86-87-88-89-90-91-92-93-94-95-96-97-2001-02-03-04-05-06-07-08-12-13-14-15-17-21-22

(Record of 58-40, .592)

▶ 22 FROZEN FOUR APPEARANCES

1953-54-61-71-74-75-76-79-81-83-86-87-88-89-94-95-2002-03-05-12-14-22

(Record of 20-19, .513)

▶ 5 NCAA CHAMPIONSHIPS

1974-76-79-2002-02

7 NCAA Runner-Up Finishes 1953-54-71-75-81-89-2014

8 NCAA Third-Place Finishes 1961-86-87-94-95-2005-12-22

2 NCAA Fourth-Place Finishes 1983-88

NCAA RECORD VS. OPPONENTS

TEAM	SERIES	LAST MEETING
Air Force	1-0	3/24/07, MN 4, AF 3
Boston College	4-6	4/5/12, BC 6, MN 1
Boston University	5-3	3/24/12, MN 7, BU 3
Bowling Green	1-0	3/18/79, MN 6, BG 3
Clarkson	3-0	3/26/93, MN 2, CU 1
Colgate	2-0	3/21/81, MN 5, Col 4
Colorado College	2-0	3/23/02, MN 4, CC 2
Cornell	1-0	3/27/05, MN 2, CU 1 (OT)
Denver	1-1	3/28/86, MN 6, DU 4
Ferris State	1-0	3/28/03, MN 7, FSU 4
Harvard	3-2	4/1/89, HU 4, MN 3 (OT)
Holy Cross	0-1	3/24/06, HC 4, MN 3 (OT)
Lake Superior State	0-1	3/29/92, LSSU 8, MN 3
Maine	3-5	3/26/05, MN 1, ME 0 (OT)
Massachusetts	1-0	3/25/22, MN 4, UMA 3 (OT)
Mercyhurst	1-0	3/27/03, MN 9, MCY 2
Michigan	2-3	4/10/03, MN 3, MI 2 (OT)
Michigan State	3-2	3/22/97, MSU 3, MN 6
Michigan Tech	3-1	3/26/81, MN 7, MTU 2
Minnesota Duluth	0-2	3/27/15, UMD 4, MN 1
Minnesota State	0-2	4/7/22, MSU 5, MN 1
New Hampshire	4-0	4/12/03, MN 5, UNH 1
North Dakota	3-2	4/10/14, MN 2, UND 1
Northern Michigan	0-1	3/22/80, NMU 4, MN 3
Notre Dame	1-1	3/25/17, ND 3, MN 2
Omaha	1-0	3/27/21, MN 7, UNO 2
Providence	3-2	3/23/96, MN 5, PC 1
Rensselaer	3-1	3/24/95, MN 3, RPI 0
Robert Morris	1-0	3/29/14, MN 7, RMU 3
St. Cloud State	1-0	3/30/14, MN 4, SCSU 0
St. Lawrence	0-1	4/1/88, SLU 3, MN 2
Western Michigan	1-0	3/27/22, WMU 0, MN 3
Wisconsin	2-1	3/25/89, MN 4, WI 2
UMass-Lowell	1-0	3/27/94, MN 2, UML 1 (OT)
Union	0-1	4/12/14, UC 7, MN 4
Yale	0-1	3/29/13, Yale 3, MN 2 (OT)
Total	58-40	(.592)

ALL-TIME NCAA TOURNAMENT FINISHES BY SCHOOL

CHAMPION	THIRD PLACE*	
Denver	Michigan	14
Michigan	Minnesota	8
North Dakota	Boston College	8
Wisconsin	Boston University	8
Minnesota	North Dakota	8
Boston University	Maine	6
Boston College	Denver	5
Lake Superior St.	Michigan State	5
Michigan State	Clarkson	4
Michigan Tech	Harvard	4
Minnesota Duluth	Colorado College	3
Colorado College	Minnesota Duluth	3
Cornell	Providence	3
Maine	Dartmouth	2
RPI	New Hampshire	2
Bowling Green	Notre Dame	2
Harvard	Ohio State	2
Massachusetts	RPI	2
Northern Michigan	St. Lawrence	2
Providence	Vermont	2
Union	Wisconsin	2
Yale	Bemidji State	1
	Bowling Green	1
	Brown	1
	Cornell	1
	Miami	1
	Michigan Tech	1
	Minnesota State	1
	Northeastern	1
	Omaha	1
	RIT	1
	St. Cloud State	1
	UMass-Lowell	1
	Union	1
	Yale	1

RUNNER UP

Minnesota	7
Boston College	6
Boston University	6
North Dakota	5
Michigan Tech	4
Clarkson	3
Colorado College	3
Maine	3
Michigan	3
Cornell	2
Dartmouth	2
Denver	2
Harvard	2
Michigan State	2
Minnesota Duluth	2
New Hampshire	2
Notre Dame	2
Quinnipiac	2
St. Lawrence	2
Wisconsin	2
Brown	1
Colgate	1
Ferris State	1
Lake Superior St.	1
Massachusetts	1
Miami	1
Minnesota State	1
Northern Michigan	1
Providence	1
St. Cloud State	1

FOURTH PLACE

Boston College	6
Harvard	6
St. Lawrence	5
Boston Univ.	3
New Hampshire	3
Minnesota	2
Colorado College	2
Cornell	2
Denver	2
Michigan Tech	2
Brown	1
Maine	1
Michigan State	1
North Dakota	1
Northern Michigan	1
Providence	1
RPI	1
Wisconsin	1

*In championships without a third-place game (after 1989), both teams are awarded third place. Denver's participation and Wisconsin's participation in 1992 tournament vacated.

NCAA TOURNAMENT HISTORY

NCAA APPEARANCES YEAR-BY-YEAR

1953 - SECOND PLACE

Semifinals: Minnesota, 3, RPI 2 (Colorado Springs)
Finals: Michigan 7, Minnesota 3 (Colorado Springs)

1954 - SECOND PLACE

Semifinals: Minnesota 14, Boston College 1
 (Colorado Springs)
Finals: RPI 5, Minnesota 4 (OT) (Colorado Springs)

1961 - THIRD PLACE

Semifinals: Denver 6, Minnesota 1 (Denver)
Third Place Game: Minnesota 4, RPI 3 (Denver)

1971 - SECOND PLACE

Semifinals: Minnesota 6, Harvard 5 (Syracuse)
Finals: Boston University 4, Minnesota 2 (Syracuse)

1974 - FIRST PLACE

Semifinals: Minnesota 5, Boston University 4 (Boston)
Finals: Minnesota 4, Michigan Tech 2 (Boston)

1975 - SECOND PLACE

Semifinals: Minnesota 6, Harvard 4 (St. Louis)
Finals: Michigan Tech 6, Minnesota 1 (St. Louis)

1976 - FIRST PLACE

Semifinals: Minnesota 4, Boston University 2 (Denver)
Finals: Minnesota 6, Michigan Tech 4 (Denver)

1979 - FIRST PLACE

Semifinals: Minnesota 4, New Hampshire 3 (Detroit)
Finals: Minnesota 4, North Dakota 3 (Detroit)

1980

First Round: Northern Michigan 4, Minnesota 3 (Minneapolis)

1981 - SECOND PLACE

First Round: Minnesota 9, Colgate 4; Minnesota 5,
 Colgate 4 (Minnesota wins 14-8) (Minneapolis)
Semifinals: Minnesota, 7, Michigan Tech 2 (Duluth)
Finals: Wisconsin 6, Minnesota 3 (Duluth)

1983 - FOURTH PLACE

First Round: Minnesota 9, New Hampshire 6;
 Minnesota 7, New Hampshire 2
 (Minnesota wins 16-8) (Minneapolis)
Semifinals: Harvard 5, Minnesota 3 (Grand Forks)
Third Place Game: Providence 4, Minnesota 3 (Grand Forks)

1985

First Round: Minnesota 7, Boston College 5;
 Boston College 4, Minnesota 1
 (Boston College wins 9-8) (Boston)

1986 - THIRD PLACE

First Round: Minnesota 6, Boston University 5;
 Minnesota 5, Boston University 3
 (Minnesota wins 11-7) (Boston)
Semifinals: Michigan State 6, Minnesota 4
 (Providence)
Third Place Game: Minnesota 6, Denver 4 (Providence)

1987 - THIRD PLACE

First Round: Minnesota 4, Boston College 1;
 Boston College 3, Minnesota 2
 (Minnesota wins 6-4) (Boston)
Semifinals: Michigan State 5, Minnesota 3 (Detroit)
Third Place Game: Minnesota 6, Harvard 3 (Detroit)

1988 - FOURTH PLACE

Quarterfinals: Minnesota 4, Michigan State 2;
 Minnesota 4, Michigan State 3
 (Minnesota wins 8-5) (Minneapolis)
Semifinals: St. Lawrence 3, Minnesota 2 (Lake Placid)
Third Place Game: Maine 5, Minnesota 2 (Lake Placid)

1989 - SECOND PLACE

Quarterfinals: Minnesota 4, Wisconsin 2;
 Minnesota 4, Wisconsin 2
 (Minnesota wins series 2-0) (Minneapolis)
Semifinals: Minnesota 7, Maine 4 (St. Paul)
Finals: Harvard 4, Minnesota 3 (OT) (St. Paul)

1990

First round: Minnesota 6, Clarkson 1;
 Minnesota 5, Clarkson 1
 (Minnesota wins series 2-0) (Minneapolis)
Quarterfinals: Boston College 4, Minnesota 2;
 Minnesota 2, Boston College 1;
 Boston College 6, Minnesota 1
 (Boston College wins series 2-1) (Boston)

1991

First round: Providence 4, Minnesota 3;
 Minnesota 8, Providence 4;
 Minnesota 8, Providence 3
 (Minnesota wins series 2-1) (Minneapolis)
Quarterfinals: Maine 4, Minnesota 0;
 Maine 5, Minnesota 3
 (Maine wins series 2-0) (Orono)

1992

West Regional: Lake Superior State 8, Minnesota 3 (Detroit)

1993

East Regional: Minnesota 2, Clarkson 1;
 Maine 6, Minnesota 2 (Worcester)

1994 - THIRD PLACE

West Regional: Minnesota 2, UMass-Lowell 1 (2 OT)
 (East Lansing)
Semifinals: Boston University 4, Minnesota 1
 (St. Paul)

1995 - THIRD PLACE

West Regional: Minnesota 3, RPI 0;
 Minnesota 5, Colorado College 2 (Madison)
Semifinals: Boston University 7, Minnesota 3
 (Providence)

1996

West Regional: Minnesota 5, Providence 1;
 Michigan 4, Minnesota 3 (East Lansing)

1997

West Regional: Minnesota 6, Michigan State 3;
 Michigan 7, Minnesota 4 (Grand Rapids)

NCAA TOURNAMENT HISTORY

2001	
East Regional:	Maine 5, Minnesota 4 (OT) (Worcester)
2002 - FIRST PLACE	
West Regional:	Minnesota 4, Colorado College 2 (Ann Arbor)
Semifinals:	Minnesota 3, Michigan 2 (St. Paul)
Finals:	Minnesota 4, Maine 3 (OT) (St. Paul)
2003 - FIRST PLACE	
West Regional:	Minnesota 9, Mercyhurst 2; Minnesota 7, Ferris State 4 (Minneapolis)
Semifinals:	Minnesota 3, Michigan 2 (OT) (Buffalo)
Finals:	Minnesota 5, New Hampshire 1 (Buffalo)
2004	
Midwest Regional:	Minnesota 5, Notre Dame 2; Minnesota Duluth 3, Minnesota 1 (Grand Rapids)
2005 - THIRD PLACE	
West Regional:	Minnesota 1, Maine 0 (OT); Minnesota 2, Cornell 1 (OT) (Minneapolis)
Semifinals:	North Dakota 4, Minnesota 2 (Columbus)
2006	
West Regional:	Holy Cross 4, Minnesota 3 (OT) (Grand Forks)
2007	
West Regional:	Minnesota 4, Air Force 3; North Dakota 3, Minnesota 2 (OT) (Denver)
2008	
Northeast Regional:	Boston College 5, Minnesota 2 (Worcester)
2012 - THIRD PLACE	
West Regional:	Minnesota 7, Boston University 3; Minnesota 5, North Dakota 2 (St. Paul)
Semifinals:	Boston College 6, Minnesota 1 (Tampa)
2013	
West Regional:	Yale 3, Minnesota 2 (OT); (Grand Rapids)
2014 - SECOND PLACE	
West Regional:	Minnesota 7, Robert Morris 3 Minnesota 4, St. Cloud State 0 (St. Paul)
Semifinals:	Minnesota 2, North Dakota 1
Finals:	Union 7, Minnesota 4 (Philadelphia)
2015	
Northeast Regional:	Minnesota Duluth 4, Minnesota 1 (Manchester)
2017	
Northeast Regional:	Notre Dame 3, Minnesota 2 (Manchester)
2021	
West Regional:	Minnesota 7, Omaha 2 Minnesota State 4, Minnesota 0 (Loveland)
2022 - THIRD PLACE	
Northeast Regional:	Minnesota 4, Massachusetts 3 (OT) Western Michigan 0, Minnesota 3 (Worcester)
Semifinals:	Minnesota State 5, Minnesota 1 (Boston)

MINNESOTA IN THE FROZEN FOUR

FROZEN FOUR RECORD

Appearances	22
(1953-54-61-71-74-75-76-79-81-83- 86-87-88-89-94-95- 2002-03-05-12-14-22)	
Games Played	39
Games Won	20
Games Lost	19
Semifinal Games Won	12
Semifinal Games Lost	10
Championship Games Won	5
Championship Games Lost	7
Consolation Games Won	3
Consolation Games Lost	2

FROZEN FOUR VS. OPPONENTS

Boston College (1954-2012)	1-1
Boston University (1971-74-76-94-95)	2-3
Denver (1961-86)	1-1
Harvard (1971-75-83-87-89)	3-2
Maine (88-89-2002)	2-1
Michigan (1953-2002-03)	2-1
Michigan State (1986-87)	0-2
Michigan Tech (1974-75-76-81)	3-1
Minnesota State (2022)	0-1
New Hampshire (1979-2003)	2-0
North Dakota (1979-2005-2014)	2-1
Providence (1983)	0-1
RPI (1953-54-61)	2-1
St. Lawrence (1988)	0-1
Union (2014)	0-1
Wisconsin (1981)	0-1

FROZEN FOUR RECORD WHEN...

Overall Record	20-19
Semifinal Games	12-10
Championship Games	5-7
Third-Place Games	3-2
One-Goal Games	9-4
Two-Goal Games	5-5
Three-Goal or More Games	5-10
Overtime Games	3-2
Scoring 4 or More Goals	16-3
Scoring 3 or More Goals	19-9
Scoring 3 or Fewer Goals	3-16
Scoring 2 or Fewer Goals	0-9
Allowing 4 or More Goals	6-18
Allowing 3 or Fewer Goals	13-1

Most Goals Scored	14 (3/11/54)
Most Goals Allowed	7 (three times, last 4/12/14)

NCAA TOURNAMENT HISTORY

GOLDEN GOPHERS ON NCAA ALL-TOURNAMENT TEAMS

1953 (2ND)

Jim Mattson, G
Tom Wegleitner, D
Dick Meredith, F

1954 (2ND)

Ken Yackel, Sr., D
John Mayasich, F

1961 (3RD)

Mike Larson, G

1971 (2ND)

Bruce McIntosh, D
Dean Blais, F

1974 (1ST)

Brad Shelstad, G (MOP)
Les Auge, D
Mike Polich, F

1975 (2ND)

Reed Larson, D
Warren Miller, F

1976 (1ST)

Tom Vannelli, F (MOP)

1979 (1ST)

Steve Janaszak, G (MOP)
Mike Ramsey, D

Eric Strobel, F
Steve Christoff, F

1981 (2ND)

Mike Knoke, D
Aaron Broten, F

1987 (3RD)

Corey Millen, F

1989 (2ND)

Jon Anderson, F
Todd Richards, D

2002 (1ST)

Grant Potulny, F (MOP)
Adam Hauser, G
John Pohl, F

2003 (1ST)

Thomas Vanek, F (MOP)
Travis Weber, G
Matt DeMarchi, D
Paul Martin, D

2014 (2ND)

Kyle Rau, F
Sam Warning, F

GOLDEN GOPHERS ON NCAA ALL-REGIONAL TEAMS

1994

Chris McAlpine, D

1995

Nick Checco, F
Dan Trebil, D

1997

Mike Crowley, D
Casey Hankinson, F

2002

John Pohl, F (MOP)
Jordan Leopold, D

2003

Thomas Vanek, F (MOP)
Keith Ballard, D
Matt DeMarchi, D
Grant Potulny, F

2004

Keith Ballard, D
Chris Harrington, D

2005

Kellen Briggs, G (MOP)
Evan Kaufmann, F

Garrett Smaagaard, F
Mike Vannelli, D

2007

Mike Carman, F
Mike Vannelli, D

2012

Kent Patterson, G (MOP)
Kyle Rau, F
Nate Schmidt, D

2014

Justin Kloos, F (MOP)
Nate Condon, F
Mike Reilly, D
Brady Skjei, D
Adam Wilcox, G

2021

Brock Faber, D

2022

Matthew Knies, F (MOP)
Justen Close, G
Jackson LaCombe, D
Ben Meyers, F

NCAA CHAMPIONSHIPS YEAR-BY-YEAR

1952	Michigan	1980	North Dakota	2019	Minnesota Duluth
1953	Michigan	1981	Wisconsin	2020	Canceled
1955	Michigan	1982	North Dakota	2021	Massachusetts
1956	Michigan	1983	Wisconsin	2022	Denver
1957	Colorado College	1987	North Dakota		
1958	Denver	1990	Wisconsin		
1959	North Dakota	1991	Northern Michigan		
1960	Denver	1997	North Dakota		
1961	Denver	2000	North Dakota		
1962	Michigan Tech	2002	Minnesota		
1963	North Dakota	2003	Minnesota		
1964	Michigan	2004	Denver		
1965	Michigan Tech	2005	Denver		
1966	Michigan State	2006	Wisconsin		
1968	Denver	2011	Minnesota Duluth		
1969	Denver	2012	Boston College		
1973	Wisconsin	2013	Yale		
1974	Minnesota	2014	Union		
1975	Michigan Tech	2015	Providence		
1976	Minnesota	2016	North Dakota		
1977	Wisconsin	2017	Denver		
1979	Minnesota	2018	Minnesota Duluth		

NATIONAL CHAMPIONSHIPS
1974 NATIONAL CHAMPIONS



Row 1 (L-R) – Equipment Manager Dick Brown, John Matschke, John Perpich, Eric Lockwood, Team Captain Brad Shelstad, Bill Moen, Cal Cossalter, John Harris, Manager Dennis Cossalter.
 Row 2 (L-R) – Dr. V. George Nagobads (team doctor), Brad Marrow, John Sheridan, Bruce Carlson, Doug Falls, Dick Spannbauer, Mike Phippen, Robby Harris, Les Auge, Tim Carlson, Athletics Director Paul Giel, Head Coach Herb Brooks.
 Row 3 (L-R) – Tom Vannelli, Warren Miller, Tom Dahlheim, Joe Micheletti, Bill “Buzz” Schneider, Mike Polich, Pat Phippen, Manager David Gurovitsch.

1973-74 SEASON NOTES

- ▶ After starting the season 0-4-1, the Golden Gophers promptly put together a nine-game unbeaten streak (8-0-1).
- ▶ Minnesota was 13-1-2 in its final 16 home games at Williams Arena.
- ▶ Netminder Brad Shelstad, the last Golden Gopher goaltender to captain the team, was named NCAA Championship and team Most Valuable Performer after an outstanding senior season.
- ▶ Centers Mike Polich (19-33--52) and John Harris (17-27--44) led the team in scoring. Polich went on to a successful NHL career while Harris later enjoyed success in a different sports venue, winning the 1993 U.S. Amateur Golf Championship.
- ▶ Minnesota became the first team with a roster consisting only of Americans to win an NCAA Men's Hockey Championship in 25 years.

1974 NCAA CHAMPIONSHIP GAME

March 16, 1974
 Boston Garden • Boston, Mass.

Minnesota	4
Michigan Tech	2

SCORING	1	2	3	OT	F
Minnesota	1	1	2	-	4
Michigan Tech	0	1	1	-	2

1ST PERIOD — Minn: Sheridan (Miller, Phippen), 15:26.

2ND PERIOD — Minn: Perpich (Morrow, Polich), 3:24; MTU: Lyle (D'Alvise), 13:40.

3RD PERIOD — Minn: R. Harris (Matschke), 4:45; Minn: Phippen (Sheridan), 17:17; MTU: Zuke (Steele, Stemler), 19:12.

Shots on Goal: Minn 17-8-14--39, MTU: 11-10-3--24

Goalies:

Minn: Shelstad (24 shots, 22 saves)


MTU: Quance (39 shots, 35 saves)

Penalties: Minn 5-10, MTU 8-16

Attendance: 7,164

NATIONAL CHAMPIONSHIPS

1976 NATIONAL CHAMPIONS



Row 1 (L-R) – Jeff Tscherne, Joe Micheletti, Brad Morrow, Warren Miller, Captain Pat Phippen, Tom Vannelli, Tom Younghans, Bryan Fredrickson, Tom Mohr.
 Row 2 (L-R) – Ken Yackel, Don Madson, Jim Boo, Russ Anderson, Head Coach Herb Brooks, Asst. Coach Brad Buetow, Trainer Gary Smith, Reed Larson, Mark Lambert, Tim Rainey, Steve Janaszak.
 Row 3 (L-R) – Bob Fish, Tom Gorence, Rob Larson, Phil Verchota, Tony Dorn, Joe Baker, Bill Baker, Dan Bonk, Bruce Lind, Mark Conway.

1975-76 SEASON NOTES

- ▶ The team never won more than five straight games at any time, but never lost more than two consecutive games.
- ▶ The postseason included one of the most exciting games in Gopher hockey history, as Minnesota downed Michigan State 7-6 in triple overtime of the WCHA playoffs in East Lansing. Goaltender Jeff Tscherne set a Minnesota record that still stands by stopping 72 shots in the win.
- ▶ Tom Vannelli was named the NCAA Championship Most Valuable Performer after having a hand in five of the Golden Gophers' six goals against Michigan Tech.
- ▶ Gopher leading scorers were Vannelli (26-43--69) and Warren Miller (26-31--57).

1976 NCAA CHAMPIONSHIP GAME

March 26, 1976
 DU Arena • Denver, Colo.

Minnesota	6
Michigan Tech	4

SCORING	1	2	3	OT	F
Minnesota	1	3	2	-	6
Michigan Tech	3	1	0	-	4

1ST PERIOD — MTU: W. Young (Joelson, Dempsey), 7:55; MTU: W. Young (Joelson, Decker), 10:36; MTU: Murray (Jessee), 11:31; Minn: Vannelli (Younghans, Phippen), 17:05, ppg.

2ND PERIOD — Minn: Micheletti (Larson, Vannelli), 2:55; Minn: Baker (Vannelli, Phippen), 10:26; Minn: Gorence (Larson), 12:47; MTU: Goddard (Roberts, Zuke), 19:24.

3RD PERIOD — Minn: Phippen (Vannelli, Larson), 8:37; Minn: Miller (Phippen, Vannelli), 19:30.

Shots on Goal: Minn 8-16-11--35, MTU: 12-3-9--24

Goalies:

Minn: Tscherne (12 shots, 9 saves); Mohr (12 shots, 11 saves)

MTU: Horsch (35 shots, 29 saves)

Penalties: Minn 5-10, MTU 8-16

Attendance: 5,311

NATIONAL CHAMPIONSHIPS
1979 NATIONAL CHAMPIONS



Row 1 (L-R) – Steve Janaszak, Rob McClanahan, Joe Baker, Phil Verchota, Head Coach Herb Brooks, Captain Bill Baker, Athletic Director Paul Giel, Steve Christoff, Eric Strobel, Don Micheletti, Jim Jetland.
 Row 2 (L-R) – Dave Terwilliger, Mike Greeder, Jeff Teal, Student Trainer Jim Mulcahy, Trainer Mike Bell, Asst. Coach Brad Buetow, Asst. Coach John Perpich, Asst. Coach Mike Foley, Student Manager Steve Tollund, Student Manager Fred Field, Mike Ramsey, Brad Doshan, Tim Harrer.
 Row 3 (L-R) – Steve Ulseth, Neal Broten, Kevin Hartzell, Brian Zins, Jay Larson, Bob Bergloff, Steve Pepper, Peter Hayek, John Meredith, Wayne Larson, Bart Larson.

1978-79 SEASON NOTES

- ▶ The Golden Gophers were 18-3-1 in all games at Mariucci Arena.
- ▶ Team captain Bill Baker was named an All-American after scoring a then single-season record of 54 points by a defenseman. (That record was broken in 1995-96 by Mike Crowley.)
- ▶ Junior wing Steve Christoff led the team with 38 goals, while fellow wing Don Micheletti added 36.
- ▶ The Golden Gophers won 11 of 12 games from Nov. 24 through Jan. 6.
- ▶ Junior wing Tim Harrer led the team in power-play (13) and game-winning goals (7).

1979 NCAA CHAMPIONSHIP GAME

March 23, 1979
 Olympia Stadium • Detroit, Mich.

Minnesota	4
North Dakota	3

SCORING	1	2	3	OT	F
Minnesota	3	0	1	-	4
North Dakota	1	1	1	-	3

1ST PERIOD — Minn: Christoff (Verchota), 4:11; Minn: Meredith (Strobel, Ulseth), 8:05; UND: Himmelright (Taylor, Maxwell), 17:10, ppg; Minn: Baker (Micheletti, N. Broten), 19:22.

2ND PERIOD — UND: Maxwell (Eades, Taylor), 18:02.

3RD PERIOD — Minn: N. Broten (Christoff, Larson), 2:48; UND: Chorney (Burggraf, Taylor), 9:56.

Shots on Goal: Minn: 16-8-11--35, UND: 9-11-8--28

Goalies:

Minn: Janaszak (28 shots, 25 saves)


UND: Stankoven (16 shots, 13 saves), Iwabuchi (18 shots, 17 saves)

Penalties: Minn 5-10, UND 7-14

Attendance: 7,011

NATIONAL CHAMPIONSHIPS

2002 NATIONAL CHAMPIONS



Row 1 (L-R) – Adam Hauser, Nick Angell, John Pohl, Jordan Leopold, Head Coach Don Lucia, Grant Potulny, Erik Wendell, Pat O’Leary, Justin Johnson.
 Row 2 (L-R) – Dr. Richard Feist, Dr. Robert LaPrade, Athletic Trainer Tom Kiff, Goalie Coach Robb Stauber, Program Associate Mark Bahr, Asst. Coach Mike Guentzel, Asst. Coach Bob Motzko, Strength Coach Cal Dietz, Asst. Strength Coach Neil Rampe, Equipment Manager Harry Broadfoot, Media Relations John Romo, Student Manager Joel Gardner, Travis Weber.
 Row 3 (L-R) – Brett MacKinnon, Garrett Smaagaard, Jon Waibel, Matt Koalska, Dan Welch, Troy Riddle, Nick Anthony, Chad Roberg, Keith Ballard, Jake Fleming.
 Row 4 (L-R) – Mike Erickson, Paul Martin, Matt DeMarchi, Jeff Taffe, Barry Tallackson, Joey Martin, Judd Stevens, Jerrid Reinholz.

2001-02 SEASON NOTES

- ▶ The Golden Gophers went the entire season without suffering consecutive losses.
- ▶ Senior captains Jordan Leopold and John Pohl were named first-team All-Americans. Leopold became Minnesota’s fourth Hobey Baker Award winner.
- ▶ Pohl led the nation in scoring with 27 goals and 52 assists. Pohl and junior Jeff Taffe led the country with 14 power-play goals apiece.
- ▶ Leopold broke the single-season school record for goals by a defenseman with 20.
- ▶ Senior Adam Hauser became the WCHA’s all-time leader with 83 career wins and 151 games played.
- ▶ The 19,324 people that attended the NCAA Championship game was the largest crowd to ever witness a hockey game in the state of Minnesota.

2002 NCAA CHAMPIONSHIP GAME

April 6, 2002
 Xcel Energy Center • St. Paul, Minn.

Minnesota	4
Maine	3

SCORING	1	2	3	OT	F
Maine	0	1	2	0	3
Minnesota	1	1	1	1	4

1ST PERIOD — Minn: Ballard (Riddle, Angell), 7:18, ppg.

2ND PERIOD — Maine: Schutte (Metcalf, Dimitrakos), 4:47, ppg; Minn: Pohl (Anthony, Angell), 5:38.

3RD PERIOD — Maine: Schutte 2 (Ryan, Jackson), 1:17; Maine: Liscak (Dimitrakos), 15:27; Minn: Koalska (Riddle, Pohl), 19:07, 6x5.

OVERTIME — Minn: Potulny (Pohl, Leopold), 16:58, ppg.

Shots on Goal: Maine: 11-13-16-5--45, Minn: 11-8-9-7--35

Goalies:

Maine: Yeats (35 shots, 31 saves)

Minn: Hauser (45 shots, 42 saves)

Penalties: Maine 7-14, Minn 5-10

Attendance: 19,324

NATIONAL CHAMPIONSHIPS

2003 NATIONAL CHAMPIONS



Row 1 (L-R) – Justin Johnson, Matt Koalska, Matt DeMarchi, Nick Anthony, Grant Potulny, Paul Martin, Chad Roberg, Troy Riddle, Travis Weber.
 Row 2 (L-R) – Dr. Richard Feist, Dr. Robert LaPrade, Student Trainer Todd Gaddie, Athletic Trainer Tom Kiff, Program Associate Mark Bahr, Asst. Coach Bob Motzko, Head Coach Don Lucia, Asst. Coach Mike Guentzel, Goalie Coach Robb Stauber, Strength Coach Cal Dietz, Equipment Manager Harry Broadfoot, Media Relations John Romo, Student Manager Joel Gardner, Dustin Smieja.
 Row 3 (L-R) – Jake Fleming, Garrett Smaagaard, Jon Waibel, P.J. Atherton, Andy Sertich, Brett MacKinnon, Keith Ballard, Tyler Hirsch.
 Row 4 (L-R) – Jerrid Reinholz, Judd Stevens, Peter Kennedy, Joey Martin, Barry Tallackson, Thomas Vanek, Gino Guyer, Chris Harrington.

2002-03 SEASON NOTES

- ▶ For the second straight year, Minnesota went the entire season without suffering consecutive losses
- ▶ Thomas Vanek became the first freshman since 1969-70 to lead the team in scoring with 31 goals and 31 assists.
- ▶ Vanek was the nation's leading rookie scorer and finished one goal shy of John Mayasich's freshman school record of 32.
- ▶ The team finished 16-2-4 after junior captain Grant Potulny returned to the lineup after missing 22 games with a fractured ankle.
- ▶ Junior Paul Martin was named a second-team All-American after collecting nine goals and 30 assists.
- ▶ Matt DeMarchi was the lone senior in the lineup for the NCAA Championship game vs. New Hampshire.

2003 NCAA CHAMPIONSHIP GAME

April 12, 2003
 HSBC Arena • Buffalo, N.Y.

Minnesota	5
New Hampshire	1

SCORING	1	2	3	OT	F
New Hampshire	1	0	0	-	1
Minnesota	1	0	4	-	5

1ST PERIOD — Minn: DeMarchi (Smaagaard), 10:58, ppg; UNH: Collins (Martz, Aikins), 19:41, ppg.

2ND PERIOD — No Scoring.

3RD PERIOD — Minn: Vanek (Koalska, Riddle), 8:14; Minn: Waibel (Vanek), 11:25; Minn: Tallackson (Guyer, Harrington), 13:34, ppg; Minn: Tallackson 2 (Potulny), 18:31, eng.

Shots on Goal: UNH: 7-9-11--27, Minn: 16-14-15--45

Goalies:

UNH: Ayers (44 shots, 40 saves)

Minn: Weber (27 shots, 26 saves)

Penalties: UNH 6-12, Minn 6-12

Attendance: 18,759

CONFERENCE AWARDS

WCHA HONORS

FIRST TEAM

Player, Pos.	Year
Jim Mattson, G	1952-53
Tom Wegleitner, D	1952-53
John Mayasich, F	1952-53
Dick Dougherty, F	1952-53
Jim Mattson, G	1953-54
John Mayasich, F	1953-54
Dick Dougherty, F	1953-54
Ken Yackel, D	1953-54
John Mayasich, F	1954-55
Ken Yackel, D	1954-55
Ken Yackel, D	1955-56
Jack McCartan, G	1956-57
Jack McCartan, G	1957-58
Lou Nanne, D	1962-63
Doug Woog, F	1964-65
Gary Gambucci, F	1967-68
Murray McLachlan, G	1968-69
Murray McLachlan, G	1969-70
Brad Shelstad, G	1973-74
Mike Polich, F	1974-75
Reed Larson, D	1975-76
Bill Baker, D	1978-79
Tim Harrer, F	1979-80
Steve Ulseth, F	1980-81
Neal Broten, F	1980-81
Aaron Broten, F	1980-81
Scott Bjugstad, F	1982-83
Bryan Erickson, F	1982-83
Tom Rothstein, F	1983-84
Pat Micheletti, F	1984-85
John Blue, G	1985-86
Robb Stauber, G	1987-88
Randy Skarda, D	1987-88
Tom Chorske, F	1988-89
Peter Hankinson, F	1989-90
Larry Olimb, F	1991-92
Chris McAlpine, D	1993-94
Brian Bonin, F	1994-95
Brian Bonin, F	1995-96
Mike Crowley, D	1995-96
Mike Crowley, D	1996-97
Steve DeBus, G	1996-97
Jordan Leopold, D	2000-01
Jordan Leopold, D	2001-02
John Pohl, F	2001-02
Keith Ballard, D	2003-04
Ryan Potulny, F	2005-06
Alex Goligoski, D	2006-07
Ryan Stoa, F	2008-09
Nick Bjugstad, F	2011-12
Kent Patterson, G	2011-12
Nate Schmidt, D	2012-13

SECOND TEAM

Player, Pos.	Year
John Mayasich, F	1951-52
Gene Campbell, F	1952-53
Robert (Mike) Pearson, D	1957-58
Dick Burg, F	1957-58
Craig Falkman, F	1963-64
John Lothrop, G	1965-66
Gary Gambucci, F	1965-66
Dick Paradise, D	1967-68

Bill Klatt, F	1967-68
Wally Olds, D	1969-70
Wally Olds, D	1970-71
Les Auge, D	1974-75
Steve Christoff, F	1977-78
Steve Christoff, F	1978-79
Bryan Erickson, F	1981-82
Tony Kellin, D	1983-84
John Blue, G	1984-85
Corey Millen, F	1984-85
Pat Micheletti, F	1985-86
Corey Millen, F	1985-86
Todd Richards, D	1986-87
Corey Millen, F	1986-87
Todd Richards, D	1987-88
Robb Stauber, G	1988-89
Todd Richards, D	1988-89
Dave Snuggerud, F	1988-89
Larry Olimb, F	1990-91
Doug Zmolek, D	1991-92
Travis Richards, D	1991-92
Jeff Stolp, G	1991-92
Travis Richards, D	1992-93
Jeff Nielsen, F	1993-94
Dan Trebil, D	1995-96
Reggie Berg, F	1997-98
John Pohl, F	1999-2000
Dylan Mills, D	1999-2000
Jordan Leopold, D	1999-2000
Erik Westrum, F	2000-01
Paul Martin, D	2001-02
Thomas Vanek, F	2002-03
Paul Martin, D	2002-03
Keith Ballard, D	2002-03
Thomas Vanek, F	2003-04
Alex Goligoski, D	2005-06
Mike Vannelli, D	2006-07
Kyle Okposo, F	2006-07
Jordan Schroeder, F	2008-09
Kent Patterson, G	2010-11
Nate Schmidt, D	2011-12
Erik Haula, F	2012-13

THIRD TEAM

Player, Pos.	Year
Ryan Kraft, F	1996-97
Wyatt Smith, F	1997-98
Wyatt Smith, F	1998-99
Jordan Leopold, D	1998-99
Erik Westrum, F	1999-2000
Adam Hauser, G	2000-01
Jeff Taffe, F	2001-02
Troy Riddle, F	2002-03
Danny Irmen, F	2004-05
Ryan Potulny, F	2004-05
Chris Harrington, D	2005-06
Danny Irmen, F	2005-06
Blake Wheeler, F	2007-08
Nick Bjugstad, F	2012-13
Adam Wilcox, G	2012-13

HONORABLE MENTION

Player, Pos.	Year
Paul Ostby, G	1981-82
Scott Bjugstad, F	1981-82

Tom Hirsch, D	1981-82
David Jensen, D	1982-83
Steve Griffith, F	1982-83
Tom Hirsch, D	1982-83
Frank Pietrangelo, G	1982-83
Paul Butters, G	1982-83
Pat Micheletti, F	1983-84
Gary Shopek, D	1983-84
Mike Vacanti, G	1983-84
Mike Guentzel, D	1983-84
Kurt Larson, D	1983-84
Jeff Larson, F	1983-84
Tony Kellin, D	1984-85
Tom Parenteau, D	1984-85
Mike Guentzel, D	1984-85
Rick Erdall, F	1984-85
Tony Kellin, D	1985-86
Frank Pietrangelo, G	1985-86
Wally Chapman, F	1985-86
Todd Okerlund, F	1985-86
Gary Shopek, D	1985-86
Gary Shopek, D	1986-87
John Blue, G	1986-87
Steve MacSwain, F	1986-87
Dave Snuggerud, F	1986-87
Jay Cates, F	1987-88
Peter Hankinson, F	1987-88
Lance Pitlick, D	1988-89
Randy Skarda, D	1988-89
Ken Gernander, F	1989-90
Larry Olimb, D/F	1989-90
Tom Pederson, D	1989-90
Jeff Stolp, G	1990-91
Tom Pederson, D	1990-91
Doug Zmolek, D	1990-91
Travis Richards, D	1990-91
Grant Bischoff, F	1990-91
Ben Hankinson, F	1990-91
Trent Klatt, F	1991-92
Craig Johnson, F	1991-92
Darby Hendrickson, F	1991-92
Craig Johnson, F	1992-93
Chris McAlpine, D	1992-93
Brian Bonin, F	1993-94
Dan Trebil, D	1993-94
Justin McHugh, F	1994-95
Dan Trebil, D	1994-95
Mike Crowley, D	1994-95
Jeff Callinan, G	1994-95

ROOKIE TEAM

Player, Pos.	Year
Craig Johnson, F	1990-91
Chris McAlpine, D	1990-91
Darby Hendrickson, F	1991-92
Steve Magnusson, F	1991-92
Brian Bonin, F	1992-93
Ryan Kraft, F	1994-95
Mike Crowley, D	1994-95
Erik Rasmussen, F	1995-96
Steve DeBus, G	1995-96
Dave Spehar, F	1996-97
Ben Clymer, D	1996-97
Jordan Leopold, D	1998-99
Grant Potulny, F	2000-01

CONFERENCE AWARDS

Troy Riddle, F	2000-01
Paul Martin, D	2000-01
Keith Ballard, D	2001-02
Thomas Vanek, F	2002-03
Chris Harrington, D	2002-03
Alex Goligowski, D	2004-05
Phil Kessel, F	2005-06
Erik Johnson, D	2006-07
Kyle Okposo, F	2006-07
Cade Fairchild, D	2007-08
Jordan Schroeder, F	2008-09
Kyle Rau, F	2011-12

MVP/PLAYER OF THE YEAR

From 1960-81, the league's MVP award was administered by the Denver Post. Since 1981, it has been selected through balloting of coaches, players, sports information directors and media. In 1992, the MVP designation was changed to WCHA Player of the Year.

Player, Pos.	Year
Lou Nanne, D	1962-63
Murray McLachlan, G	1968-69
Murray McLachlan, G	1969-70
Mike Polich, F (co)	1974-75
Tim Harrer, F	1979-80
Steve Ulseth, F	1980-81
Robb Stauber, G	1987-88
Brian Bonin, F	1994-95
Brian Bonin, F	1995-96
Mike Crowley, D	1996-97

ROOKIE OF THE YEAR

The WCHA Rookie of the Year has been presented under three different criteria since 1960. From 1959-69, freshmen were not allowed to play in the WCHA and the rookie award went to the top sophomore. From 1970-90, the award was known as the Freshman of the Year. In 1990, the WCHA adopted the Rookie of the Year Award for the top first-year player.

Player, Pos.	Year
Gary Gambucci, F	1965-66
Murray McLachlan, G	1967-68
Aaron Broten, F	1979-80
Darby Hendrickson, F	1991-92
Mike Crowley, D	1994-95
Thomas Vanek, F	2002-03
Phil Kessel, F	2005-06
Jordan Schroeder, F	2008-09

DEFENSIVE PLAYER OF THE YEAR

Player, Pos.	Year
Jordan Leopold, D	2000-01
Jordan Leopold, D	2001-02
Alex Goligowski, D	2006-07

GOALTENDER OF THE YEAR

The WCHA Goaltender of the Year Award was created in 1987 and presented for two seasons before being discontinued in voting by the membership following the 1988-89 season.

Player, Pos.	Year
Robb Stauber	1987-88

Robb Stauber	1988-89
--------------	---------

STUDENT-ATHLETE OF THE YEAR

First presented in 1986-87, the WCHA Student-Athlete of the Year Award is based on a combination of academics, sportsmanship and athletic ability. Each school nominated one player from their team with the winner selected in a voting of member institutions.

Player, Pos.	Year
Justin McHugh, F	1994-95
Dan Trebil, D	1995-96

COACH OF THE YEAR

Name	Year
Glen Sonmor	1969-70
Herb Brooks	1973-74
Brad Buetow	1979-80
Doug Woog	1989-90
Don Lucia (co)	2005-06

BIG TEN HONORS

FIRST TEAM

Player, Pos.	Year
Mike Reilly, D	2013-14
Adam Wilcox, G	2013-14
Mike Reilly, D	2014-15
Eric Schierhorn, G	2015-16
Jake Bischoff, D	2016-17
Justin Kloos, F	2016-17
Eric Schierhorn, G	2016-17
Tyler Sheehy, F	2016-17
Rem Pitlick, F	2018-19
Jackson LaCombe, D	2020-21
Jack LaFontaine, G	2020-21
Sampo Ranta, F	2020-21
Brock Faber, D	2021-22
Ben Meyers, F	2021-22

SECOND TEAM

Player, Pos.	Year
Kyle Rau, F	2013-14
Travis Boyd, F	2014-15
Kyle Rau, F	2014-15
Adam Wilcox, G	2014-15
Michael Brodzinski, D	2015-16
Hudson Fasching, F	2015-16
Justin Kloos, F	2015-16
Tyler Sheehy, F	2018-19
Matthew Knies, F	2021-22
Jackson LaCombe, D	2021-22

HONORABLE MENTION

Player, Pos.	Year
Hudson Fasching, F	2013-14
Ben Marshall, D	2013-14
Brady Skjei, D	2013-14
Sam Warning, F	2013-14
Brady Skjei, D	2014-15
Jake Bischoff, D	2015-16
Vinni Lettieri, F	2016-17
Ryan Lindgren, D	2017-18
Tyler Sheehy, F	2017-18
Mat Robson, G	2018-19
Brannon McManus, F	2019-20
Sammy Walker, F	2019-20

Ryan Johnson, D	2020-21
Ben Meyers, F	2020-21
Scott Reedy, F	2020-21
Sammy Walker, F	2020-21
Justen Close, G	2021-22
Blake McLaughlin, F	2021-22
Sammy Walker, F	2021-22

ALL-FRESHMAN TEAM

Player, Pos.	Year
Hudson Fasching, F	2013-14
Eric Schierhorn, G	2015-16
Ryan Lindgren, D	2016-17
Rem Pitlick, F	2016-17
Casey Mittelstadt, F	2017-18
Sammy Walker, F	2018-19
Jackson LaCombe, D	2019-20
Ben Meyers, F	2019-20
Jared Moe, G	2019-20
Brock Faber, D	2020-21
Matthew Knies, F	2021-22

PLAYER OF THE YEAR

Player, Pos.	Year
Adam Wilcox, G	2013-14
Tyler Sheehy, F	2016-17
Ben Meyers, F	2021-22

ROOKIE OF THE YEAR

Player, Pos.	Year
Sammy Walker, F	2018-19

GOALTENDER OF THE YEAR

Player, Pos.	Year
Adam Wilcox, G	2013-14
Eric Schierhorn, G	2015-16
Eric Schierhorn, G	2016-17
Jack LaFontaine, G	2020-21

DEFENSIVE PLAYER OF THE YEAR

Player, Pos.	Year
Mike Reilly, D	2013-14
Mike Reilly, D	2014-15
Jake Bischoff, D	2016-17
Brock Faber, D	2021-22

COACH OF THE YEAR

Name	Year
Don Lucia	2013-14
Bob Motzko	2019-20
Bob Motzko	2021-22

MARIUCCI CLASSIC HISTORY

1991-92

Bowling Green 5, Boston College 3
Minnesota 5, Providence 2
3rd - Providence 5, Boston College 3
Champ - Minnesota 6, Bowling Green 5 (OT)

1992-93

St. Lawrence 7, Ill.-Chicago 1
Ferris State 6, Minnesota 4
3rd - Ill.-Chicago 3, Minnesota 2
Champ - Ferris State 6, St. Lawrence 4

1993-94

Lake Superior State 2, Maine 1
Minnesota 5, Cornell 2
3rd - Maine 4, Cornell 1
Champ - Lake Superior State 4, Minnesota 3 (OT)

1994-95

Minnesota 6, Yale 2
Boston University 5, Western Michigan 2
3rd - Western Michigan 5, Yale 2
Champ - Boston University 4, Minnesota 3 (OT)

1995-96

Bowling Green 3, New Hampshire 2
Minnesota 5, Harvard 2
3rd - New Hampshire 8, Harvard 3
Champ - Minnesota 3, Bowling Green 2

1996-97

Miami (OH) 3, Clarkson 0
Minnesota 4, Boston College 2
3rd - Clarkson 7, Boston College 4
Champ - Minnesota 7, Miami (OH) 4

1997-98

Northeastern 4, Notre Dame 2
Minnesota 6, Brown 3
3rd - Notre Dame 5, Brown 1
Champ - Northeastern 4, Minnesota 2

1998-99

Boston University 2, Ohio State 1
Princeton 4, Minnesota 1
3rd - Ohio State 6, Minnesota 5
Champ - Princeton 3, Boston University 0

1999-2000

Northern Michigan 3, UMass-Amherst 0
Minnesota 5, Harvard 2
3rd - UMass-Amherst 4, Harvard 2
Champ - Minnesota 6, Northern Michigan 2

2000-01

Lake Superior State 4, Bemidji State 2
Minnesota 3, Union 2
3rd - Bemidji State 1, Union 1 (BSU wins shootout)
Champ - Minnesota 5, Lake Superior State 4

2001-02

Providence 4, Western Michigan 1
Minnesota 3, Ferris State 2
3rd - Western Michigan 6, Ferris State 3
Champ - Minnesota 6, Providence 1

2002-03

Boston College 6, Bowling Green 5
Minnesota 7, Yale 3
3rd - Yale 5, Bowling Green 1
Champ - Minnesota 2, Boston College 1 (OT)

2003-04

New Hampshire 3, Miami (OH) 1
Minnesota 9, Princeton 0
3rd - Miami (OH) 5, Princeton 3
Champ - Minnesota 4, New Hampshire 2

2004-05

Northern Michigan 0, Harvard 0 (OT, NMU wins shootout 3-2)
Minnesota 6, Merrimack 2
3rd - Merrimack 6, Harvard 4
Champ - Minnesota 4, Northern Michigan 1

2005-06

UMass-Lowell 5, Canisius 4
Minnesota 8, Union 0
3rd - Union 2, Canisius 0
Champ - Minnesota 5, UMass-Lowell 4

2006-07

Ferris State 1, Massachusetts 1 (OT, FSU wins shootout 3-1)
Minnesota 3, Alabama-Huntsville 1
3rd - Alabama-Huntsville 5, Massachusetts 2
Champ - Minnesota 5, Ferris State 2

2007-08

Boston College 8, Air Force 2
RIT 4, Minnesota 3
3rd - Minnesota 2, Air Force 2 (OT, MINN wins shootout 2-0)
Champ - Boston College 6, RIT 0

2008-09

Northeastern 3, Western Michigan 1
Minnesota 6, Brown 2
3rd - Brown 1, Western Michigan 1 (OT)
Champ - Minnesota 3, Northeastern 2 (OT)

2009-10

Northern Michigan 4, Clarkson 0
Minnesota 3, Bowling Green 1
3rd - Bowling Green 4, Clarkson 3
Champ - Northern Michigan 4, Minnesota 2

2010-11

Bemidji State 3, Ferris State 2
Union 3, Minnesota 2 (OT)
Minnesota 2, Ferris State 2 (OT)*
Champ - Bemidji State 3, Union 1
*Bemidji State won the event with

2-0-0 record. Union finished 1-1-0 while Minnesota and Ferris State were 0-1-1.

2011-12

Northeastern 3, Princeton 3 (NU wins shootout)
Minnesota 5, Niagara 1
3rd - Princeton 3, Niagara 3
Champ - Northeastern 3, Minnesota 2

2012-13

Minnesota 4, Air Force 0
Boston College 5, Alabama-Huntsville 2
3rd - Air Force 6, Alabama-Huntsville 1
Champ - Minnesota 8, Boston College 1

2013-14

Minnesota 2, Colgate 2 (OT, Colgate wins shootout 2-1)
Ferris State 6, RPI 2
3rd - Minnesota 6, RPI 2
Champ - Colgate 3, Ferris State 0

2014-15

Merrimack 3, Minnesota 2
UMass-Lowell 7, RIT 3
3rd - Minnesota 3, RIT 2 (OT)
Champ - UMass-Lowell 3, Merrimack 1

2015-16

Minnesota 3, UConn 2
Harvard 7, Ferris State 3
3rd - Ferris State 5, UConn 2
Champ - Harvard 4, Minnesota 3 (OT)

2016-17

Minnesota 5, Mercyhurst 1
Massachusetts 2, Alabama-Huntsville 1
3rd - Mercyhurst 3, Alabama-Huntsville 2
Champ - Minnesota 4, Massachusetts 1

2017-18

Mariucci Classic was not played.

2018-19

Mariucci Classic was not played.

2019-20

Minnesota 5, Bemidji State 2
St. Cloud State 7, Minnesota State 2
3rd - Minnesota State 2, Bemidji State 0
Champ - Minnesota 4, St. Cloud State 1

2020-21

Mariucci Classic was not played.

2021-22

Mariucci Classic was not played.

MARIUCCI CLASSIC HISTORY

MARIUCCI CLASSIC ALL-TOURNAMENT TEAMS

1991-92

G-Angelo Libertucci (BGU), D-Travis Richards (MN), Rob Gaudreau (P), F-Trent Klatt (MN), Larry Olimb (MN), Martin Jiranek (BGU), MVP-Olimb

1992-93

G-Pat Mazzoli (FSU), D-Daryl Filipek (FSU), Dan Chaput (FSU), F-Mike May (FSU), Brian McCarthy (SLU), Joe Dziedzic (MN), MVP-Mazzoli

1993-94

G-Blaine Lacher (LSSU), D-Jason Weinrich (ME), Chris McAlpine (MN), F-Jeff Nielsen (MN), Tony Bianchi (MN), Kurt Miller (LSSU), MVP-Miller

1994-95

G-Brian Renfrew (WMU), D-Dan Trebil (MN), Rich Brennan (BU), F-Ryan Kraft (MN), Brian Bonin (MN), Chris O'Sullivan (BU), MVP-O'Sullivan

1995-96

G-Steve DeBus (MN), D-Mike Crowley (MN), Todd Hall (UNH), Eric Nickulas (UNH), Brian Bonin (MN), Brad Holzinger (BGU), MVP-DeBus

1996-97

G-Steve DeBus (MN), D-Mike Crowley (MN), Josh Harrold (MIA), F-Tim Leahy (MIA), Todd White (C), Casey Hankinson (MN), MVP-Hankinson

1997-98

G-Marc Robitaille (NE), D-Mike Jozefowicz (NE), Aaron Toews (NE), F-Casey Hankinson (MN), Brian Urick (UND), Roger Holeczy (NE), MVP-Robitaille

1998-99

G-Michel Larocque (BU), D-Steve Shirreffs (PU), Jackson Heglund (PU), F-Syl Apps (PU), Eric Meloche (OSU), Jeff Halpern (PU), MVP-Apps

1999-2000

G-Adam Hauser (MN), D-Sean Connelly (NMU), Jimmy Jackson (NMU), Erik Westrum (MN), John Pohl (MN), J.P. Vigier (NMU), MVP-Hauser

2000-01

G-Brandon Snee (Union), D-Jordan Leopold (MN), D-Todd Knox (LSSU), Mike Vigilante (LSSU), Erik Westrum (MN), John Pohl (MN), MVP-Westrum

2001-02

G-Travis Weber (MN), D-Regan Kelly (PC), D-Paul Martin (MN), F-Dana Lattery (WMU), F-Jeff Taffe (MN), F-John Pohl (MN), MVP-Pohl

2002-03

G-Travis Weber (MN), D-Paul Martin (MN), D-J.D. Forrest (BC), F-Ryan Murphy (BC), F-D'Arcy McConvey (BGSU), F-Thomas Vanek (MN), MVP-Weber

2003-04

G-Mike Ayers (UNH), D-Keith Ballard (MN), D-Jake Taylor (MN), F-Matt Koalska (MN), F-Preston Callander (UNH), F-Derek Edwardson (Miami), MVP-Koalska

2004-05

G-Kellen Briggs (MN), D-Jeff Caron (MC), D-Chris Harrington (MN), F-Darin Olver (NMU), F-Ryan Potulny (MN), F-Tyler Hirsch (MN), MVP-Hirsch

2005-06

G-Kellen Briggs (MN), D-Alex Goligoski (MN), D-Derek Peltier (MN), F-Ryan Potulny (MN), F-Mike Howe (MN), F-Bobby Robins (UML), MVP-Potulny

2006-07

G-Kellen Briggs (MN), D-Alex Goligoski (MN), D-Derek Peltier (MN), F-Blake Wheeler (MN), F-Jim O'Brien (MN), F-Kevin Morrison (UAH), MVP-Goligoski

2007-08

G-John Muse (BC), D-Anthony Aiello (BC), Nick Petrecki (BC), F-Nathan Gerbe (BC), Ben Smith (BC), Matt Smith (RIT), MVP- Gerbe

2008-09

G-Brad Thiessen (NU), D-Aaron Ness (MN), Louis Liotti (NU), F-Wade McLoed (NU), Justin Bostrom (MN), Patrick White (MN), MVP- Ness

2009-10

G-Brian Stewart (NMU), D-Erik Gustafsson (NMU), Cade Farchild (MN) F-Ray Kaunisto (NMU), Mark Olver (NMU), Mike Hoeffel (MN), MVP- Stewart

2010-11

G-Dan Bakala (BSU), D-Sam Rendle (BSU), Brett Wysopal (FSU), F-Jordan George (BSU), Matt Read (BSU), Josh Jooris (Union), MVP- Bakala

2011-12

G-Chris Rawlings (NU), D-Nate Schmidt (MN), Anthony Bitteto (NU), F-Jake Hansen (MN), Braden Pimm (NU), Vinny Saponari (NU), MVP- Pimm

2012-13

G-Adam Wilcox(MN), D-Nate Schmidt (MN), Jake Parenteau (MN), F-Nick Bjugstad (MN), Kyle Rau (MN), Erik Haula (MN), MVP- Wilcox

2013-14

G-Charlie Finn (Colgate), D-Spiro Goulakos (Colgate), Ben Marshall (MN), F-Darcy Murphy (Colgate), Travis Boyd (MN), Matt Robertson (FSU), MVP-Finn

2014-15

G-Rasmus Tirronen (MC), D-Zack Kamrass (UML), Mike Reilly (MN), F-Evan Campbell (UML), Adam Chapie (UML), Brett Seney (MC), MVP-Dylan Zink (UML)

2015-16

G-Merrick Madsen (Harvard), D-Steve Johnson (MN), D-Michael Brodzinski (MN), F-Seb Lloyd (Harvard), F-Kyle Crisculo (Harvard), F-Hudson Fasching (MN), MVP-Kyle Crisculo (Harvard)

2016-17

G - Eric Schierhorn (MN), F - Justin Kloos (MN), F - Brent Gates Jr. (MN), F - Mike Szmatala (MN), D - Jake Horton (UMASS), D - Jake Bischoff (MINN), MVP - Eric Schierhorn (MN)

2017-18

Mariucci Classic was not played.

2018-19

Mariucci Classic was not played.

2019-20

G - Jack LaFontaine (MN), F - Sammy Walker (MN), F - Zach Okabe (SCSU), F - Jami Krannila (SCSU), D - Tyler Nanne (MN), D - Nick Perbix (SCSU), MVP - Jack LaFontaine (MN)

2020-21

Mariucci Classic was not played.

2021-22

Mariucci Classic was not played.

MARIUCCI CLASSIC HISTORY

MARIUCCI CLASSIC RECORDS

Most Goals

- 14 Boston College - 2007
- 13 Minnesota - 2005
- Minnesota - 2003
- 12 Minnesota - 2012
- Ferris State - 1992

Most Goals Against

- 14 Princeton - 2003
- 13 Harvard - 1995
- 11 Alabama - Huntsville
- Bowling Green - 2002
- Brown - 1997
- Boston College - 1996
- Yale - 1994

Fewest Goals Against

- 1 Minnesota - 2012
- Princeton - 1998
- 2 Minnesota - 2016-17
- Massachusetts - 2016-17
- Ferris State - 2014
- Northern Michigan - 2010
- Boston College - 2007
- Minnesota - 2003

TEAM — SINGLE GAME

Most Shots on Goal

- 53 Miami vs. Clarkson, 12/27/96
- 50 Minnesota vs. Providence, 12/29/01
- Minnesota vs. Bowling Green, 12/22/91
- Minnesota vs. Northern Michigan, 1/3/10
- 49 Minnesota vs. UMass-Lowell, 12/30/05
- 48 Minnesota vs. Alabama-Huntsville, 12/29/06
- Minnesota vs. New Hampshire, 12/21/03
- Minnesota vs. Union, 12/29/00

Fewest Shots on Goal

- 12 Princeton vs. Minnesota, 12/20/03
- Canisius vs. Union, 12/30/05
- 15 Brown vs. Minnesota, 1/2/09
- Bemidji State vs. Lake Superior State, 12/29/00
- Union vs. Minnesota, 12/29/00
- 16 Massachusetts vs. Northern Michigan, 12/29/99
- Harvard vs. Minnesota, 12/29/95
- Providence vs. Minnesota, 12/21/91

Most Goals

- 9 Minnesota vs. Princeton, 12/20/03
- 8 Minnesota vs. Boston College, 12/30/12
- Boston College vs. Air Force, 12/29/07
- Minnesota vs. Union, 12/29/05
- New Hampshire vs. Harvard, 12/30/95
- 7 St. Cloud State vs. Minnesota State, 12/28/19
- Harvard vs. Ferris State, 1/1/16
- UMass-Lowell vs. RIT, 1/2/15
- Minnesota vs. Yale, 12/27/02
- St. Lawrence vs. Illinois-Chicago, 1/2/93
- Minnesota vs. Miami, 12/28/96
- Clarkson vs. Boston College, 12/28/96

Most Power-Play Opportunities

- 13 Minnesota vs. Northeastern, 12/28/97 (1-13)
- 12 Northeastern vs. Minnesota 12/31/11 (2-12)
- 11 Minnesota vs. Union, 12/29/05 (5-11)
- St. Lawrence vs. Ferris State, 1/3/93 (1-11)
- 10 Minnesota vs. Illinois-Chicago, 1/3/93 (1-10)
- Minnesota vs. Providence, 12/21/91 (3-10)
- 9 Union vs. Canisius, 12/30/05 (0-9)

Most Power-Play Goals

- 5 Minnesota vs. Union, 12/29/05 (5-11)
- 4 Merrimack vs. Harvard, 12/23/04 (4-5)
- 3 Western Michigan vs. Ferris State, 12/29/01 (3-6)
- Massachusetts vs. Harvard, 12/30/99 (3-4)
- Minnesota vs. Brown, 12/27/99 (3-5)
- Boston Univ. vs. Western Michigan, 12/30/94 (3-6)
- Minnesota vs. Providence, 12/21/91 (3-10)
- Minnesota vs. Bowling Green, 12/22/91 (3-7)

Most Penalties

- 23 Illinois-Chicago vs. Minnesota, 1/3/93
- 21 Northeastern vs. Minnesota, 12/28/97
- 17 Minnesota vs. Illinois-Chicago, 1/3/93
- 16 Northern Michigan vs. Minnesota, 12/23/04
- Union vs. Minnesota, 12/29/00
- 15 Union vs. Minnesota, 12/29/05
- Ferris State vs. St. Lawrence, 1/3/93

Most Penalty Minutes

- 67 Northern Michigan vs. Minnesota, 12/23/04
- 53 Minnesota vs. Northern Michigan, 12/23/04
- 49 Union vs. Minnesota, 12/29/05
- 47 Illinois-Chicago vs. Minnesota, 1/3/93
- 42 Northeastern vs. Minnesota, 12/28/97
- 40 Union vs. Minnesota, 12/29/00
- 38 Ferris State vs. St. Lawrence, 1/3/93

INDIVIDUAL — SINGLE GAME

Most Goals

- 4 Zach Okabe (SCSU) vs. Minnesota State, 12/28/19
- 3 Brent Gates (MINN) vs. Mercyhurst, 12/30/16
- Mike Howe (MINN) vs. Union, 12/29/05
- Dana Lattery (WMU) vs. Ferris State, 12/29/01
- Ryan Kraft (MINN) vs. Yale, 12/30/94
- 2 48 times
- Last: Scott Reedy (MINN) vs. Bemidji State, 12/28/19

Most Assists

- 4 Jami Krannila (SCSU) vs. Minnesota State, 12/28/19
- Jeff Caron (Merrimack) vs. Harvard, 12/23/04
- 3 Mark Olver (NMU) vs. Minnesota, 1/3/10
- Nathan Gerbe (BC) vs. Air Force, 12/29/07
- Elias Godoy (UML) vs. Minnesota, 12/30/05
- Ben Gordon (MINN) vs. Merrimack, 12/22/04
- Mike Kompon (Miami) vs. Princeton, 12/21/03
- J.D. Forrest (BC) vs. BGSU, 12/27/02
- Wyatt Smith (MINN) vs. Brown, 12/27/97
- Steve Noble (Notre Dame) vs. Brown, 12/28/97
- Casey Hankinson (MINN) vs. Miami, 12/28/96

MARIUCCI CLASSIC HISTORY

Brian Bonin (MINN) vs. Yale, 12/30/94
Tony Bianchi (MINN) vs. Cornell, 12/31/93
Mike Latendresse (Maine) vs. Cornell, 1/2/94
Peter Holmes (BGSU) vs. BC, 12/21/91

Most Points

- 4 Zach Okabe (SCSU) vs. Minnesota State, 12/28/19
Jami Krannila (SCSU) vs. Minnesota State, 12/28/19
Matt Robertson (Colgate) vs. RPI, 1/3/14
Nathan Gerbe (BC) vs. Air Force, 12/29/07
Jeff Caron (Merrimack) vs. Harvard, 12/23/04
Dana Lattery (WMU) vs. Ferris State, 12/29/01
John Pohl (MINN) vs. Providence, 12/29/01
Wyatt Smith (MINN) vs. Brown, 12/27/97
Steve Noble (Notre Dame) vs. Brown, 12/28/97
Casey Hankinson (MINN) vs. Miami, 12/28/96
Martin Jiranek (BGSU) vs. BC, 12/21/91
Peter Holmes (BGSU) vs. BC, 12/21/91
- 3 47 times
Last: Zerter-Gossage (Harvard) vs. FSU, 1/1/16

Most Penalties

- 6 Lane Caffaro (Union) vs. MINN, 12/29/05
- 4 Randy Drohan (UMASS) vs. NMU, 12/29/99
Scott Campbell (NE) vs. MINN, 12/28/97

Most Penalty Minutes

- 31 Lane Caffaro (Union) vs. MINN, 12/29/05
- 20 Roger Leonard (BGSU) vs. Yale, 12/28/02
- 15 Ben Gordon (MINN) vs. NMU, 12/23/04
Geoff Waugh (NMU) vs. MINN, 12/23/04
- 14 Nathan Oystriek (NMU) vs. MINN, 12/23/04
Kris Goodjohn (Union) vs. MINN, 12/29/00
John Pohl (MINN) vs. MINN, 12/29/00

Most Power-play Goals

- 2 Dave Spehar (MINN) vs. Brown, 12/27/97
Ryan Kraft (MINN) vs. Miami, 12/28/96
Ryan Kraft (MINN) vs. Yale, 12/30/94
Martin Jiranek (BGSU) vs. BC, 12/21/91
Trent Klatt (MINN) vs. Providence, 12/21/91

Most Shorthanded Goals

- 1 20 times
Last: Corey Ronan (UConn) vs. FSU, 1/2/16

Most Saves

- 50 Dan Murphy (Clarkson) vs. Miami, 12/27/96
- 48 Brian Stewart (NMU) vs. MINN, 1/3/10
- 45 Marc Narduzzi (UAH) vs. MINN, 12/29/06
Brandon Snee (Union) vs. MINN, 12/29/00
- 44 Peter Vetri (UML) vs. MINN, 12/30/05
Mike Ayers (UNH) vs. MINN, 12/21/03
Josh Gartner (Yale) vs. BGSU, 12/28/02
Nolan Schaefer (Providence) vs. MINN, 12/29/01
Angelo Libertucci (BGSU) vs. MINN, 12/22/91

Fewest Saves

- 1 Dave McTavish (SLU) vs. UIC, 1/2/93
- 4 B.J. Sklapsky (Princeton) vs. MINN, 12/20/03
Tripp Tracy (Harvard) vs. UNH, 12/30/95
- 6 Mike Brown (Ferris State) vs. WMU, 12/29/01
Tom Newman (MINN) vs. Ferris State, 1/2/93
- 8 Dan Meyers (UMass) vs. UAH, 12/30/06
Tim Kelleher (BC) vs. BGSU, 12/27/02
Steve DeBus (MINN) vs. Brown, 12/27/97
Blair Allison (Maine) vs. LSSU, 12/30/93


ALL-TIME COACHES




I.D. MacDonald
1921-22



Emil Iverson
1922-30




Frank Pond
1930-35




Larry Armstrong
1936-47



Doc Romnes
1947-52



Marsh Ryman
1955-56




John Mariucci
1952-55, 1956-66




Glen Sonmor
1966-71



Ken Yackel Sr.
1971-72



Herb Brooks
1972-79



Brad Buetow
1980-85



Doug Woog
1985-99



Mike Guentzel
1995-97



Don Lucia
1999-2018



Bob Motzko
2018-Present


ALL-TIME COACHING RECORDS

YEARS	COACH	W-L-T	PCT
1921-22	I.D. MacDonald	6-3-1	.650
1922-23 – 1929-30	Emil Iverson	82-22-11	.774
1930-31 – 1934-35	Frank Pond	49-24-4	.662
1935-36 – 1946-47	Larry Armstrong	125-54-10	.688
1947-48 – 1951-52	Doc Romnes	53-59-0	.473
1955-56	Marsh Ryman *	16-12-1	.569
1952-55 – 1956-66	John Mariucci	197-140-18	.580
1966-67 – 1971	Glen Sonmor	77-80-6	.491

YEARS	COACH	W-L-T	PCT
1971-72	Ken Yackel Sr. *	7-17-0	.292
1972-73 – 1978-79	Herb Brooks	167-97-18	.624
1979-80 – 1984-85	Brad Buetow	171-75-8	.689
1995-97	Mike Guentzel *	2-1-0	.667
1985-86 – 1998-99	Doug Woog	388-187-40	.663
1999-2000 – 2017-18	Don Lucia	457-248-73	.634
2018-19 – Present	Bob Motzko	84-50-11	.617

* Interim Coach

JOHN MARIUCCI



JOHN MARIUCCI

Mariucci took a team that had gone 13-13 the previous year all the way to the 1954 NCAA Championship game. His team was 23-6 that season, and he was awarded Coach of the Year honors. It was the first of many such honors.

The streets of the small iron-ore mining town of Eveleth, Minn., in the 1920s were full of stick-wielding young boys chasing around a frozen chunk of manure. Of course, this was hockey at its most rudimentary level, and the games would often evolve into fist fights. At that time, no matter who started the fight, the last one standing would have been John Mariucci. With a love of competing, of fighting and of protecting those around him, John Mariucci skated out of this small Iron Range town and became the country's most important figure in the development of amateur hockey in America.

Though his greatest accomplishments would later come as the coach of the Golden Gophers, Mariucci had a stellar athletic career as well. While playing for the University of Minnesota, he became known as a smooth skating All-American defenseman and led the Golden Gophers to an undefeated season and the AAU National Championship in 1940.

His technical skills became secondary in his five years as a Chicago Blackhawk. One of only a handful of Americans in the league at the time, Mariucci became captain of the team by defending his teammates. He was a great draw in Capone-era Chicago for the fights that ensued from his protective spirit. One fight with Detroit's "Black Jack" Stewart kept the fans cheering for half of an hour, and still stands in the NHL record books as the longest fight ever.

In 1952, Mariucci accepted the position of head hockey coach at Minnesota, replacing Doc Romnes, who had recorded a 52-59 mark during the previous five years. Right away he seemed to produce a unique positive energy. He took a team that had gone 13-13 the previous year all the way to the NCAA Championship game. His team was 23-6 that season, and he was awarded Coach of the Year honors. It was the first of many such honors.

Mariucci was the first coach to stack his roster with Minnesota-bred talent. "This is a state institution and should be represented by Minnesota boys," he believed. "If they're not quite as good as some Canadians, we'll just have to work a little harder, that's all."

Going up against teams with older, more mature Canadians, Minnesota captured two second-place national finishes and one third-place finish with Mariucci at the helm. With this level of success, he gave skate-wearing, stick-toting boys around the state something to shoot for.

He threw himself into grassroots development of the state's hockey program as well. He avidly participated in coaching clinics, attended the opening of hockey facilities in countless cities and towns, helped former players find coaching positions and even encouraged hockey moms to write to city councils to build rinks and develop recreation programs. A good indication of hockey's growing popularity during Mariucci's reign is how much the high school tournament grew. Attendance at the tournament increased from

15,523 in 1952 to 46,016 in 1966. He made it every Minnesota boy's dream to play hockey for the Maroon and Gold.

He gave them even greater sights to focus on as well. Invited to coach the U.S. Olympic team in 1956, Mariucci arrived in his ancestral homeland of Italy with a national team that included 11 Minnesota natives, including three from his hometown of Eveleth. The town of Cortina d'Ampezzo witnessed just how far Minnesota hockey had come, as the team stunned heavily favored Canada en route to stealing a second-place finish and a silver medal.

Without Mariucci's pioneering work, Olympic gold medals would have been impossible. Both of the U.S. gold medal teams were heavily manned with his progeny, including eight Minnesotans on the 1960 "Team of Destiny." The Golden Gophers' own Herb Brooks coached an astounding 12 home-staters who went to Lake Placid and pulled off the 1980 "Miracle On Ice."

Mariucci built a powerful and loyal dynasty—Minnesota hockey—by believing and protecting those in his "family." That leadership pushed Minnesota hockey to the forefront of American hockey, and with that, earned the state a seat at the head table of international hockey.

Legend has it that Mariucci got in some scrapes during his Chicago years, and had to meet up with Al Capone for beating up some of the legendary gangster's thugs. The story may or may not be true, but it's no wonder that Mariucci came to be known as the "Godfather" of American hockey.



JOHN MAYASICH

In the middle of the 1952-53 hockey season, the Golden Gophers trailed conference-leading North Dakota, 7-1, heading into the third period of a critical Midwest Conference matchup. Suddenly inspired, Minnesota rattled off four goals in the final period, two by a budding sophomore superstar named John Mayasich, giving him a hat trick for the game. Minnesota lost that game 7-5, but the third-period rally served as a springboard for the rest of the season. Subsequently, Mayasich and his teammates won 10 consecutive games, including three over UND and two over Michigan. The Gophers stole the Midwest Conference Championship, and went all the way to the NCAA Championship game in Colorado Springs before losing a heartbreaker to Michigan.

This was the dawn of modern Minnesota hockey, and John Mayasich led the way. Looking back, Coach John Mariucci once put it this way: "John brought college hockey to a new plateau. He was the Wayne Gretzky of his time. And today if he were playing pro hockey, he would simply be a bigger, stronger, back-checking Gretzky."

The Eveleth native was a wizard on the ice. A velvety-smooth skater, he had a sixth sense for how a goalie was going to move. He was the first collegiate puckster to develop a slap shot, a weapon that made opposing coaches fear for the health of their players. With a teammate in the penalty box, Mayasich could take the puck, and waltz and weave around the rink without ever passing or losing the puck, until the penalty had been killed. But he was a great passer, as well. In fact, he was often criticized for passing too much.

That he was criticized at all is difficult to believe, when you consider that, in his career, he tallied Golden Gopher hockey bests of 298 career points and 144 goals. His totals work out to an amazing average of 1.4 goals and nearly three points per game. To put the totals in perspective, the next Minnesota player on the career goal-scoring list, Pat Micheletti, has 24 fewer goals despite playing in 51 more games. Looking at it another way, Micheletti, in his 162 games, would have had to total 435 points (166 more than his career total) just to match Mayasich's per-game average!

The Iron Ranger is also in the Minnesota record books for most goals and most points in a single game. He scored an amazing six goals against Winnipeg his senior year, and tallied eight points against fierce conference rival Michigan that same season.


Mayasich received numerous honors during his hockey life, including being the first Minnesotan to be voted into the national high school athletic Hall of Fame in leading his Eveleth High School team to four straight state tournament championships. He was also a

multiple collegiate All-American. But his greatness as an athlete was matched only by his humility. When he found himself in the limelight, he never failed to share the credit with his teammates and coaches.

Because of military obligations and the lack of professional opportunities, Mayasich did not turn pro after his collegiate career. But he did put on the Red, White and Blue for two Olympic teams and several national squads. In 1956, he joined a host of Minnesotans in traveling to the Winter Olympic Games in Italy and surprising the world by taking a silver medal. Against Canada, which had won seven of the eight gold medals up to that point, Mayasich played the game of his life. He convinced his teammates that the game was winnable by scoring two goals in the first period, and completed the hat trick before the unbelievable 4-1 victory was accomplished.


He was also a key player on the United States Olympic "Team of Destiny" in 1960. In the game against the Russians, Mayasich made several key defensive plays, covering or poking away the puck when the Soviets were in position to score. The U.S. held on for the win, marking the first time an Olympic hockey team had beaten the mighty Russians, and giving the Americans their first hockey gold medal ever.

John Mayasich was arguably the best player ever to don the Maroon and Gold sweater, and one of the best players in this country to ever lace up skates. But the man of many words, John Mariucci, probably put it best. "The words to describe the boy haven't been invented," said Mariucci. "When I say he's the best, that's totally inadequate."



JOHN MAYASICH

With a teammate in the penalty box, Mayasich could take the puck, and waltz and weave around the rink without ever passing or losing the puck, until the penalty had been killed.



HOBEBY BAKER AWARD



HOBEBY BAKER

The man whose name resides on the trophy that is awarded to the top collegiate hockey player in the country each April is legendary in his exploits. Hobey Baker has been cited as one of the finest examples of sportsmanship and fair play to have ever played the game. The Hobey Baker Memorial Award symbolizes that and much, much more.

The Hobey Baker Award is given annually to the college hockey player who best exemplifies the qualities that Hobey Baker demonstrated as an athlete and as a servant of his country in the early 1900s. He was viewed as a pure sportsman and despised foul play, picking up only two penalties in his entire college career at

Princeton University.


As a player, Baker opened up the game of hockey with his speed and stickhandling, setting new standards for the way the game was played. His habit of insisting upon visiting the opponents' locker room to shake their hands after every contest is a model for today's players. His dedication to what he believed in was demonstrated in the deepest way when he gave his life in defense of his country as an American pilot in World War I.

Since the inception of the Hobey Baker Award in 1981, four players from the University of Minnesota have won the Award. Center Neal Broten won in the award's first year (1981) and goalie Robb Stauber became the first goaltender to win the Hobey (1988). In 1996, Brian Bonin became the third Golden Gopher to earn the award.

In 2002, Jordan Leopold was named Minnesota's fourth Hobey Award winner at a ceremony held in St. Paul on April 5, 2002. One day later, Leopold became the first Golden Gopher to win the Hobey Baker Award and an NCAA Championship in the same season.

MINNESOTA'S HOBEBY BAKER AWARD FINALISTS

Neal Broten	F	1981
Steve Ulseth	F	1981
Bryan Erickson	F	1982, 1983
Scott Bjugstad	F	1983
Pat Micheletti	F	1985
Robb Stauber	G	1988, 1989
Larry Olimb	F	1992
Brian Bonin	F	1995, 1996
Mike Crowley	D	1996, 1997
Jordan Leopold	D	2001, 2002
Keith Ballard	D	2004
Ryan Potulny	F	2006
Adam Wilcox	G	2014
Mike Reilly	D	2015
Tyler Sheehy	F	2017
Jack LaFontaine	G	2021
Ben Meyers	F	2022



NEAL BROTEN

Center

1981 Hobey Baker Award Winner

In 1978-79, a young rookie from Roseau, Minn., named Neal Broten set the University of Minnesota freshman scoring record with 50 assists in one season. He then left the Gophers for one year, serving as a center and the fourth-leading scorer on the heralded 1980 gold medal-winning U.S. Olympic Team. He returned to the Gophers for his sophomore season and earned All-America honors for his efforts, leading the Gophers to the NCAA Championship game for the second time in his collegiate career. That year, Broten was the first recipient of the Hobey Baker Memorial Award, winning it in 1981.

The end of that 1980-81 season marked the end of Broten's collegiate career. But for Minnesota hockey fans it was only the beginning. For 11 seasons Broten entertained hockey aficionados of his home state as a member of the Minnesota North Stars. He was an instrumental part of the Stars' two Stanley Cup final appearances, and was the first American player to notch 100 points in an NHL season in 1985-86. He is one of the top scoring American players in the history of the NHL. When the North Stars moved to Dallas, Broten played a season and a half in Texas before being traded to the New Jersey Devils during the 1994-95 season. Broten was the final piece in the Devils' Stanley Cup puzzle -- igniting New Jersey's offense by scoring seven goals (four game-winners) and 12 assists in the playoffs.

BROTEN'S CAREER STATISTICS

YEAR	GP	G	A	TP	P/PIM	PP	GW	SH	HT
78-79	40	21	50	71	9/18	3	3	1	1
79-80	with U.S. Olympic Team								
80-81	36	17	54	71	24/56	5	2	0	0
Total	76	38	104	142	33/74	8	5	1	1

HOBEY BAKER AWARD

ROBB STAUBER

Goaltender

1988 Hobey Baker Award Winner

Robb Stauber was the first goaltender to win the Hobey Baker Award when it was presented to him after his sophomore season in 1988. The Duluth, Minn., native was the backbone of the Golden Gophers that year. He started in each of Minnesota's 44 games, and recorded a then-school-record five shutouts en route to a 2.72 goals against average. He was named First Team All-American and team Most Valuable Performer as well as being a All-WCHA First Team selection. Stauber still holds numerous goaltending records at Minnesota – single-season records for games played, minutes played and saves.

During Stauber's three-year career at Minnesota, the team posted a 102-34-4 record, including back-to-back WCHA Championships in 1988 and 1989. He also led the team to three-straight NCAA final four appearances. His career record during that period was a sterling 73-23-0.

STAUBER'S CAREER STATISTICS

YEAR	G	W-L-T	MIN	GA	GAA	SV	SV%	SO
86-87	20	13-5-0	1072	63	3.53	468	.881	0
87-88	44	34-10-0	2621	119	2.72	1243	.913	5
88-89	34	26-8-0	2024	82	2.43	842	.911	0
Total	98	73-23-0	5717	264	2.77	2553	.906	5



BRIAN BONIN

Center


1996 Hobey Baker Award Winner

The third player in the history of Golden Gopher hockey had his name inscribed on the base of the Hobey Baker Award on March 29, 1996, in Cincinnati, Ohio, when Brian Bonin earned the award he had barely missed out on the previous year. The White Bear Lake, Minn., native led the nation in scoring his senior campaign, and was named a First Team All-American, WCHA Player of the Year, All-WCHA First Team, and team Most Valuable Player in both his junior and senior seasons. Bonin, who became just the second Golden Gopher in the last 11 years to score 80-plus points in a season, also ripped off a 20-game consecutive scoring streak, which extended from the end of his junior season through part of his senior year.

In the course of Bonin's four-year career, the Maroon and Gold made two NCAA final four appearances while compiling a winning percentage of .660 (105-50-17) and winning three WCHA Playoff Championships. Bonin was named to the WCHA All-Academic team three times as he pursued his degree in chemistry.

BONIN'S CAREER STATISTICS

YEAR	GP	G	A	TP	P/PIM	PP	GW	SH	HT
92-93	38	10	18	28	5/10	5	1	0	0
93-94	42	24	20	44	7/14	7	7	1	1
94-95	44	32	31	63	14/28	12	4	2	2
95-96	42	34	47	81	15/30	12	6	4	1
Total	166	100	116	216	41/82	36	18	7	4



HOB EY BAKER AWARD

JORDAN LEOPOLD

Defenseman

2002 Hobey Baker Award Winner

Jordan Leopold capped a remarkable career by becoming the school's fourth Hobey Baker Award winner and then leading his Golden Gophers to the NCAA Championship the following day in St. Paul, Minn. Postponing a potentially lucrative career in the National Hockey League with the Calgary Flames, the Golden Valley, Minn., native returned to Minnesota to finish what he started. Leopold and his fellow seniors became only the third class in school history to increase its win total in each of their four seasons. In the end, it was Leopold and fellow All-American John Pohl who hoisted the school's fourth NCAA Championship Trophy.

Leopold's dominance as a defenseman was balanced by his outstanding ability in the offensive end. He became the school's all-time leader among defensemen with 45 career goals, including a single-season school record 20 during his senior season. The two-time WCHA Defensive Player of the Year finished his career ranked third in school history among blueliners with 144 points and fourth with 99 assists. Leopold became Minnesota's fourth two-time All-American and the first player in school history to win the Hobey Baker and the NCAA Championship in the same season.

LEOPOLD'S CAREER STATISTICS

YEAR	GP	G	A	TP	P/PIM	PP	GW	SH	HT
98-99	39	7	16	23	10/20	1	0	0	0
99-00	39	6	18	24	10/20	4	2	0	0
00-01	42	12	37	49	19/38	4	1	1	0
01-02	44	20	28	48	14/28	8	3	1	0
Total	164	45	99	144	53/106	17	6	2	0



NATIONAL AWARDS

FIRST TEAM ALL-AMERICANS

YEAR	NAME	POSITION
1929	Charles McCabe	Center
1932	Anthony Toth	Forward
1940	John Mariucci	Defense
1940	Harold Paulsen	Forward
1951	Gordon Watters	Center
1951	Larry Ross	Goalie
1953	Jim Mattson	Goalie
1953	John Mayasich	Center
1954	Ken Yackel, Sr.	Defense
1954	Dick Dougherty	Wing
1954	John Mayasich	Center
1955	Ken Yackel, Sr.	Defense
1957	Jack McCartan	Goalie
1958	Jack McCartan	Goalie
1958	Dick Burg	Wing
1959	Murray Williamson	Wing
1963	Lou Nanne	Defense
1964	Craig Falkman	Wing
1965	Doug Woog	Center
1968	Gary Gambucci	Center
1970	Murray McLachlan	Goalie
1970	Wally Olds	Defense
1975	Les Auge	Defense
1975	Mike Polich	Center
1979	Bill Baker	Defense
1980	Tim Harrer	Wing
1981	Neal Broten	Center
1981	Steve Ulseth	Wing
1985	Pat Micheletti	Wing
1988	Robb Stauber	Goalie
1995	Brian Bonin	Center
1996	Brian Bonin	Center
1996	Mike Crowley	Defense
1997	Mike Crowley	Defense
2001	Jordan Leopold	Defense
2002	Jordan Leopold	Defense
2002	John Pohl	Center
2004	Keith Ballard	Defense
2006	Ryan Potulny	Center
2007	Alex Goligoski	Defense
2009	Ryan Stoa	Wing
2014	Mike Reilly	Defense
2015	Mike Reilly	Defense
2017	Tyler Sheehy	Forward
2019	Rem Pitlick	Forward
2021	Jack LaFontaine	Goalie
2021	Sampo Ranta	Forward
2022	Ben Meyers	Center

SECOND TEAM ALL-AMERICANS

YEAR	NAME	POSITION
1930	John Peterson	Defense
1948	Roland DePaul	Center
1952	John Mayasich	Center
1955	John Mayasich	Center
1956	Ken Yackel, Sr.	Wing
1986	Corey Millen	Center
1988	Randy Skarda	Defense
1989	Todd Richards	Defense
1989	Dave Snuggerud	Wing
1992	Doug Zmolek	Defense
1992	Larry Olimb	Center
1994	Chris McAlpine	Defense
1996	Dan Trebil	Defense
2003	Paul Martin	Defense
2004	Thomas Vanek	Wing
2012	Nick Bjugstad	Center
2012	Kent Patterson	Goalie
2013	Nate Schmidt	Defense
2014	Adam Wilcox	Goalie
2014	Kyle Rau	Center
2021	Jackson LaCombe	Defense

MIKE RICHTER AWARD

(NCAA GOALTENDER OF THE YEAR)

YEAR	NAME	POSITION
2021	Jack LaFontaine	Goalie

SPENCER PENROSE AWARD

(DIVISION I MEN'S COACH OF THE YEAR)

YEAR	NAME
1953	John Mariucci

ACADEMIC ALL-AMERICA

YEAR	NAME	TEAM
1994	Jeff Nielsen	Second Team
1996	Dan Trebil	Second Team
2021	Jack LaFontaine	First Team

ALL-TIME CAPTAINS

1921-22	Chet Bros	1970-71	Frank Sanders	2006-07	Danny Irmen
1922-23	Paul Swanson	1971-72	John Thoenke		Mike Vannelli
1923-24	Frank Pond	1972-73	Bill Butters		Kellen Briggs
1924-25	Vic Mann		Jim Gambucci		Alex Goligoski
1925-26	Ed Olsen	1973-74	Brad Shelstad	2007-08	Derek Peltier
1926-27	Phil Scott	1974-75	Robert Harris		Mike Howe
1927-28	Jack Conway	1975-76	Pat Phippen		Evan Kaufmann
1928-29	Joe Brown	1976-77	Joe Micheletti		Ryan Stoa
1929-30	Charles McCabe	1977-78	Rob Larson		Blake Wheeler
1930-31	William Conway	1978-79	Bill Baker	2008-09	Ryan Stoa
1931-32	Marsh Ryman	1979-80	Don Micheletti		Justin Bostrom
1932-33	Harold Carlsen	1980-81	Steve Ulseth		Ryan Flynn
1933-34	Phil LaBatte		Mike Knoke	2009-10	Ryan Flynn
1934-35	Spencer Wagnild	1981-82	Kevin Hartzell		Tony Lucia
1935-36	Charles Wilkinson	1982-83	Bryan Erickson		Jordan Schroeder
	Ted Mitchell		David Jensen		David Fischer
1936-37	Reynold Bjork	1983-84	Jeff Larson	2010-11	Jay Barriball
1937-38	Dick Kroll		Tom Rothstein		Alex Kangas
	Loane Randall	1984-85	Mike Guentzel		Mike Hoeffel
1938-39	Kenneth Anderson	1985-86	Wally Chapman		Aaron Ness
1939-40	John Mariucci		Tony Kellin	2011-12	Taylor Matson
	Frank St. Vincent	1986-87	Tim Bergland		Jake Hansen
1940-41	Harold Paulsen		Corey Millen		Joe Miller
1941-42	Allan Eggleton	1987-88	Paul Broten		Zach Budish
1942-43	Bob Graiziger		Jay Cates	2012-13	Zach Budish (C)
	Don Nolander	1988-89	Todd Richards		Seth Helgeson (A)
1943-44	Patrick John Ryan		Dave Snuggerud		Nick Bjugstad (A)
1944-45	Bob Carley	1989-90	Peter Hankinson		Erik Haula (A)
	Allan Opsahl		Lance Pitlick	2013-14	Nate Condon (C)
1945-46	Bob Carley	1990-91	Ben Hankinson		Kyle Rau (C)
	Allan Opsahl	1991-92	Larry Olimb	2014-15	Kyle Rau (C)
1946-47	John O'Brien	1992-93	Travis Richards		Seth Ambroz (A)
	Allan Opsahl	1993-94	Chris McAlpine		Ben Marshall (A)
1947-48	James Frick		Jeff Nielsen	2015-16	Justin Kloos (C)
1948-49	Roland DePaul	1994-95	Scott Bell		Connor Reilly (A)
1949-50	Robert Harris		Justin McHugh		Hudson Fasching (A)
1950-51	James Sedin	1995-96	Brian Bonin		Jake Bischoff (A)
1951-52	Russ Strom		Dan Trebil	2016-17	Justin Kloos (C)
1952-53	Tom Wiegleitner	1996-97	Mike Crowley		Connor Reilly (A)
1953-54	Gene Campbell		Casey Hankinson		Jake Bischoff (A)
1954-55	John Mayasich	1997-98	Casey Hankinson	2017-18	Tyler Sheehy (C)
	Jim Mattson		Ryan Kraft		Leon Bristedt (A)
1955-56	Ken Yackel Sr.	1998-99	Wyatt Smith		Ryan Lindgren (A)
	George Jetty	1999-2000	Nate Miller		Mike Szmatala (A)
1956-57	John Petroske		Dylan Mills	2018-19	Tyler Sheehy (C)
1957-58	Jack McCartan		Erik Westrum		Brent Gates Jr. (C)
	Robert (Mike) Pearson	2000-01	Dylan Mills		Darian Romanko (A)
1958-59	Gary Alm		John Pohl		Jack Ramsey (A)
	Tom Riley		Erik Westrum	2019-20	Tyler Nanne (C)
1959-60	Myron Grafstrom	2001-02	Jordan Leopold		Sammy Walker (C)
	Jerry Melnychuk		John Pohl	2020-21	Sammy Walker (C)
1960-61	Jerry Norman		Grant Potulny		Jack LaFontaine (A)
	Larry Johnson	2002-03	Grant Potulny		Ben Meyers (A)
1961-62	Richard Young		Nick Anthony		Brannon McManus (A)
1962-63	Lou Nanne		Paul Martin	2021-22	Sammy Walker (C)
1963-64	David Metzzen	2003-04	Grant Potulny		Jack LaFontaine (C)
1964-65	Craig Falkman		Troy Riddle		Ben Meyers (C)
	Larry Stordahl		Keith Ballard	2022-23	Brock Faber (C)
1965-66	Doug Woog	2004-05	Judd Stevens		Ryan Johnson (A)
	John Lothrop		Jake Fleming		Jackson LaCombe (A)
1966-67	James Branch		Barry Tallackson		Jaxon Nelson (A)
1967-68	Gary Gambucci		Chris Harrington		
1968-69	Bill Klatt	2005-06	Gino Guyer		
1969-70	Pat Westrum		Chris Harrington		

TEAM AWARDS

JOHN MARIUCCI MVP

1955-56 Ken Yackel Sr., defense
 1956-57 Jack Petroske, defense
 1957-58 Jack McCartan, goaltender
 1958-59 Murray Williamson, center
 1959-60 Myron Grafstrom, wing
 1960-61 Jerry Norman, wing
 1961-62 Mike Larson, goaltender
 1962-63 Lou Nanne, defense
 1963-64 Craig Falkman, wing
 1964-65 Larry Stordahl, defense
 1965-66 Doug Woog, center
 1966-67 John Dale, center
 1967-68 Murray McLachlan, goaltender
 1968-69 Murray McLachlan, goaltender
 1969-70 Murray McLachlan, goaltender
 1970-71 Frank Sanders, defense
 1971-72 Doug Peltier, center
 1972-73 Jim Gambucci, center
 1973-74 Brad Shelstad, goaltender
 1974-75 Mike Polich, center
 1975-76 Warren Miller, wing
 1976-77 Joe Micheletti, defense
 1977-78 Steve Christoff, center
 1978-79 Steve Janaszak, goaltender
 1979-80 Tim Harrer, wing
 1980-81 Aaron Broten, center
 1981-82 Paul Ostby, goaltender
 1982-83 Scott Bjugstad, center
 1983-84 Tom Rothstein, wing
 1984-85 Pat Micheletti, wing
 1985-86 Corey Millen, center
 1986-87 Dave Snuggerud, wing
 1987-88 Robb Stauber, goaltender
 1988-89 Dave Snuggerud, center
 1989-90 Peter Hankinson, wing
 1990-91 Larry Olimb, center
 1991-92 Larry Olimb, center
 1992-93 Travis Richards, defense
 1993-94 Chris McAlpine, defense
 1994-95 Brian Bonin, center
 1995-96 Brian Bonin, center
 1996-97 Mike Crowley, defense
 1997-98 Wyatt Smith, center
 1998-99 Wyatt Smith, center
 1999-00 Erik Westrum, center
 2000-01 Erik Westrum, center
 2001-02 Jordan Leopold, defense
 2002-03 Thomas Vanek, wing
 2003-04 Keith Ballard, defense
 2004-05 Kellen Briggs, goaltender
 Danny Irmen, wing
 2005-06 Ryan Potulny, center
 2006-07 Alex Goligoski, defense
 2007-08 Alex Kangas, goaltender
 2008-09 Ryan Stoa, wing
 2009-10 Tony Lucia, wing
 2010-11 Kent Patterson, goaltender
 2011-12 Kent Patterson, goaltender
 Nick Bjugstad, center
 2012-13 Nate Schmidt, defense

2013-14 Adam Wilcox, goaltender
 2014-15 Mike Reilly, defense
 2015-16 Justin Kloos, forward
 2016-17 Justin Kloos, forward
 2017-18 Casey Mittelstadt, forward
 2018-19 Rem Pitlick, forward
 2019-20 Sammy Walker, forward
 2020-21 Jack LaFontaine, goaltender
 2021-22 Ben Meyers, forward

MIKE CRUPI MOST DETERMINED PLAYER

1972-73 Brad Buetow, wing
 1973-74 Bruce Carlson, wing
 1974-75 Pat Phippen, wing
 1975-76 Pat Phippen, wing
 Tom Mohr, goaltender
 1976-77 Tom Vannelli, center
 1977-78 Rob McClanahan, wing
 1978-79 Rob McClanahan, wing
 Don Micheletti, wing
 1979-80 Peter Hayek, defense
 1980-81 Mike Knoke, defense
 1981-82 Brian Thoresen, wing
 Dave Dillon, defense
 1982-83 Mike Harrer, wing
 1983-84 Jeff Larson, center
 1984-85 Rick Erdall, center
 Kurt Larson, defense
 1985-86 Gary Shopek, defense
 Eric Dornfeld, defense
 1986-87 Gary Shopek, defense
 1987-88 Peter Hankinson, wing
 1988-89 Brett Strot, wing
 1989-90 Dean Williamson, center
 1990-91 Ken Gernander, wing
 1991-92 Scott Bell, wing
 1992-93 Scott Bell, wing
 1993-94 Justin McHugh, wing
 1994-95 Scott Bell, wing
 1995-96 Charlie Wasley, defense
 1996-97 Dan Hendrickson, wing
 1997-98 Jason Godbout, defense
 Brett Abrahamson, defense
 1998-99 Erik Wendell, wing
 Mike Anderson, wing
 1999-00 John Pohl, center
 2000-01 John Pohl, center/wing
 2001-02 John Pohl, center
 2002-03 Grant Potulny, wing
 2003-04 Grant Potulny, wing
 2004-05 Danny Irmen, wing
 2005-06 Danny Irmen, wing
 2006-07 Brent Solei, goaltender
 2007-08 Brent Solei, goaltender
 2008-09 Justin Bostrom, wing
 2009-10 Taylor Matson, center
 2010-11 Taylor Matson, center
 2011-12 Taylor Matson, center
 2012-13 Kyle Rau, wing
 2013-14 Ryan Reilly, wing

2014-15 Ryan Reilly, wing
 2015-16 Leon Bristedt, forward
 2016-17 Vinni Lettieri, forward
 2017-18 Leon Bristedt, forward
 2018-19 Rem Pitlick, forward
 2019-20 Sampo Ranta, forward
 Ryan Johnson, defense
 2020-21 Ryan Johnson, defense
 Jack LaFontaine, goaltender
 Ben Meyers, forward
 2021-22 Brock Faber, defense

FRANK POND ROOKIE OF THE YEAR AWARD

1972-73 Buzz Schneider, wing
 Dick Spannbauer, defense
 1973-74 John Sheridan, center
 1974-75 Reed Larson, defense
 1975-76 Don Madson, center
 1976-77 Tim Harrer, wing
 1977-78 Steve Ulseth, wing
 1978-79 Neal Broten, center
 1979-80 Aaron Broten, center
 1980-81 Tom Rothstein, wing
 1981-82 Tom Hirsch, defense
 1982-83 Frank Pietrangolo, goaltender
 1983-84 Gary Shopek, defense
 1984-85 John Blue, goaltender
 1985-86 Todd Richards, defense
 1986-87 Peter Hankinson, wing
 1987-88 Grant Bischoff, wing
 1988-89 Tom Pederson, defense
 1989-90 Trent Klatt, wing
 Tom Newman, goaltender
 1990-91 Chris McAlpine, defense
 1991-92 Darby Hendrickson, center
 1992-93 Dan Trebil, defense
 1993-94 Brian LaFleur, defense
 1994-95 Mike Crowley, defense
 1995-96 Erik Rasmussen, wing
 1996-97 Dave Spehar, center
 1997-98 Erik Westrum, center
 1998-99 Jordan Leopold, defense
 1999-00 Jeff Taffe, center
 2000-01 Grant Potulny, wing
 2001-02 Keith Ballard, defense
 2002-03 Thomas Vanek, wing
 2003-04 Kellen Briggs, goaltender
 2004-05 Alex Goligoski, defense
 2005-06 Phil Kessel, center
 2006-07 Kyle Okposo, center
 2007-08 Alex Kangas, goaltender
 2008-09 Jordan Schroeder, center
 2009-10 Nick Leddy, defense
 2010-11 Nick Bjugstad, center
 2011-12 Kyle Rau, center
 2012-13 Adam Wilcox, goaltender
 2013-14 Hudson Fasching, wing
 2014-15 Ryan Collins, defense
 2015-16 Eric Schierhorn, goaltender
 2016-17 Rem Pitlick, forward

TEAM AWARDS

2017-18 Casey Mittelstadt, forward
 2018-19 Sammy Walker, forward
 2019-20 Ben Meyers, forward
 2020-21 Brock Faber, defense
 2021-22 Matthew Knies, forward

ELWIN "DOC" ROMNES LEADERSHIP & SPORTSMANSHIP AWARD

1977-78 Bill Baker, defense
 Mark Lambert, center
 1978-79 Bill Baker, defense
 1979-80 Don Micheletti, wing
 1980-81 Steve Ulseth, wing
 1981-82 Kevin Hartzell, center
 1982-83 Butsy Erickson, wing
 1983-84 Mike Vacanti, goaltender
 1984-85 Mike Guentzel, defense
 1985-86 Wally Chapman, wing
 1986-87 Tim Bergland, defense
 1987-88 Jay Cates, center
 1988-89 David Espe, defense
 1989-90 Ken Gernander, center
 1990-91 Ben Hankinson, wing
 Grant Bischoff, wing
 1991-92 Doug Zmolek, defense
 1992-93 Craig Johnson, center
 1993-94 Eric Means, defense
 1994-95 Justin McHugh, wing
 1995-96 Dan Trebil, defense
 1996-97 Casey Hankinson, forward
 1997-98 Casey Hankinson, forward
 1998-99 Bill Kohn, defense
 1999-00 Nate Miller, forward
 2000-01 Dylan Mills, defense
 2001-02 Jordan Leopold, defense
 John Pohl, center
 2002-03 Grant Potulny, wing
 2003-04 Grant Potulny, wing
 2004-05 Judd Stevens, defense
 2005-06 Gino Guyer, center
 2006-07 Mike Vannelli, defense
 2007-08 Derek Peltier, defense
 2008-09 Ryan Stoa, wing
 2009-10 Tony Lucia, wing
 2010-11 Mike Hoeffel, wing
 2011-12 Taylor Matson, center
 2012-13 Zach Budish, wing
 2013-14 Nate Condon, wing
 2014-15 Kyle Rau, center
 2015-16 Justin Kloos, forward
 2016-17 Jake Bischoff, defense
 Justin Kloos, forward
 2017-18 Mike Szmatala, forward
 2018-19 Tyler Sheehy, forward
 2019-20 Tyler Nanne, defense
 2020-21 Sammy Walker, forward
 2021-22 Ben Meyers, forward

DR. V. GEORGE NAGOBADS UNsung HERO AWARD

1978-79 Phil Verchota, wing
 1979-80 John Meredith, wing
 1980-81 Bob Bergloff, defense
 1981-82 Jeff Teal, wing
 1982-83 Steve Griffith, wing
 1983-84 Mike Guentzel, defense
 1984-85 Tom Parenteau, defense
 1985-86 Tim Bergland, wing
 1986-87 Eric Dornfeld, defense
 1987-88 Brett Nelson, defense
 1988-89 Dean Williamson, center
 Lance Pitlick, defense
 1989-90 Brett Strot, wing
 1990-91 Luke Johnson, defense
 1991-92 Cory Laylin, wing
 1992-93 Tom Newman, goaltender
 1993-94 Tony Bianchi, wing
 1994-95 Dan Trebil, defense
 Jeff Callinan, goaltender
 1995-96 Greg Zwakman, defense
 1996-97 Brian LaFleur, defense
 1997-98 Reggie Berg, forward
 1998-99 Reggie Berg, forward
 Erik Westrum, center
 1999-00 Adam Hauser, goaltender
 2000-01 Matt Koalska, forward
 2001-02 Adam Hauser, goaltender
 2002-03 Jake Fleming, wing
 2003-04 Jon Waibel, wing
 2004-05 Garrett Smaagaard, wing
 2005-06 Ben Gordon, wing
 2006-07 Jay Barriball, wing
 Evan Kaufmann, center
 2007-08 Mike Howe, wing
 2008-09 Justin Bostrom, wing
 Tony Lucia, wing
 2009-10 Jacob Cepis, wing
 2010-11 Kent Patterson, goaltender
 2011-12 Jake Kremer, goaltender
 2012-13 Justin Holl, defense
 2013-14 Michael Shibrowski, goaltender
 2014-15 Jake Bischoff, defense
 2015-16 Jake Bischoff, defense
 Nick Seeler, defense
 2016-17 Jake Bischoff, defense
 2017-18 Jack Ramsey, forward
 2018-19 Jack Sadek, defense
 Eric Schierhorn, goaltender
 2019-20 Ryan Zuhlsdorf, defense
 2020-21 Cullen Munson, forward
 2021-22 Justen Close, goaltender

JOHN MAYASICH OUTSTANDING STUDENT-ATHLETE AWARD

1976-77 Phil Verchota, wing
 1977-78 Phil Verchota, wing
 1978-79 Bill Baker, defense
 1979-80 David Terwilliger, wing
 Kevin Hartzell, center

1980-81 David Terwilliger, wing
 Kevin Hartzell, center
 1981-82 Paul Butters, goaltender
 1982-83 Paul Butters, goaltender
 1983-84 Tony Kellin, defense
 1984-85 Tony Kellin, defense
 1985-86 Craig Mack, defense
 1986-87 Craig Mack, defense
 1987-88 Steve Orth, center
 1988-89 Jason Miller, center
 1989-90 Jason Miller, center
 1990-91 Jason Miller, center
 1991-92 Sean Fabian, defense
 1992-93 Jeff Nielsen, wing
 1993-94 Dan Trebil, defense
 1994-95 Greg Zwakman, defense
 1995-96 Dan Trebil, defense
 1996-97 Brian LaFleur, defense
 1997-98 Ryan Kraft, wing
 1998-99 Nate Miller, wing
 1999-00 Ryan Trebil, defense
 2000-01 Dylan Mills, defense
 2001-02 Erik Wendell, wing
 2002-03 Chad Roberg, wing
 2003-04 Judd Stevens, defense
 2004-05 Judd Stevens, defense
 2005-06 Mike Howe, wing
 2006-07 Tom Pohl, wing
 2007-08 Evan Kaufmann, center
 2008-09 Brian Schack, defense
 2009-10 Nico Sacchetti, center
 2010-11 Nick Larson, center
 2011-12 Nate Condon, wing
 2012-13 Nate Condon, wing
 2013-14 Kyle Rau, center
 2014-15 Kyle Rau, center
 2015-16 Justin Kloos, forward
 2016-17 Jake Bischoff, defense
 2017-18 Leon Bristled, forward
 2018-19 Tyler Nanne, defense
 2019-20 Nathan Burke, forward
 2020-21 Sam Rossini, defense
 2021-22 Colin Schmidt, forward

DONALD M. CLARK COMMUNITY SERVICE AWARD

1998-99 Mike Lyons, defense
 1999-00 Jordan Leopold, defense
 John Pohl, center
 2000-01 Jordan Leopold, defense
 2001-02 Judd Stevens, defense
 2002-03 Justin Johnson, goaltender
 2003-04 Justin Johnson, goaltender
 2004-05 Justin Johnson, goaltender
 2005-06 Gino Guyer, center
 2006-07 Tom Pohl, wing
 2007-08 Tom Pohl, wing
 2008-09 Justin Bostrom, wing
 2009-10 Seth Helgeson, defense
 2010-11 Seth Helgeson, defense
 2011-12 Seth Helgeson, defense

TEAM AWARDS

2012-13 Adam Wilcox, goaltender
2013-14 Jake Parenteau, defense
2014-15 A.J. Michaelson, center
2015-16 Jack Sadek, defense
2016-17 Mitch Rogge, forward
2017-18 Darian Romanko, forward
2018-19 Jack Sadek, defense
2019-20 Ben Brinkman, defense
2021-21 Sammy Walker, forward
2021-22 Ryan Johnson, forward
Colin Schmidt, forward

TOM MOHR PLAYOFF MVP

1999-00 Erik Westrum, center
2000-01 Erik Westrum, center
2001-02 Grant Potulny, wing
2002-03 Thomas Vanek, wing
2003-04 Troy Riddle, wing
2004-05 Barry Tallackson, wing
2005-06 Ryan Potulny, center
2006-07 Blake Wheeler, center
2007-08 Alex Kangas, goaltender
2008-09 Ryan Stoa, wing
2009-10 Alex Kangas, goaltender
2010-11 Kent Patterson, goaltender
2011-12 Erik Haula, center
2012-13 Adam Wilcox, goaltender
2013-14 Adam Wilcox, goaltender
2014-15 Adam Wilcox, goaltender
2015-16 Tyler Sheehy, forward
2016-17 Justin Kloos, forward
2017-18 Casey Mittelstadt, forward
2018-19 Mat Robson, goaltender
2019-20 Jack LaFontaine, goaltender
2020-21 Sampo Ranta, forward
2021-22 Ben Meyers, forward

ALL-TIME LETTERWINNERS

	Years	Pos	GP	G	A	TP	P/PIM	
Abrahamson, Brett	1997-98	D	77	9	18	27	41/114	
Alm, Gary V.	1956,58-59	D	83	6	12	18	11/25	
Alm, Larry R.	1957-59	D	82	8	17	25	37/83	
Alm, Michael R.	1964-65	W	23	1	7	8	3/9	
Alm, Richard Lee	1960-62	D	64	5	13	18	2/12	
Alm, Tim S.	1964	Student Manager						
Alt, Mark	2011-13	D	117	7	32	39	33/85	
Ambroz, Seth	2012-15	W	159	40	30	70	62/135	
Anderson, Dale R.	1957	Student Manager						
Anderson, James M.	1964	D	9	1	0	1	2/4	
Anderson, Jon	1987-90	LW	101	36	32	68	41/101	
Anderson, Michael	1995-99	W	144	34	37	71	90/223	
Anderson, Mike	1982-86	W	109	18	27	45	18/36	
Anderson, Peter G.	1972	RW	30	11	7	18	11/33	
Anderson, R.J.	2006-09	D	151	5	21	26	48/104	
Anderson, Roger H.	1960	Student Manager						
Anderson, Russell V.	1975-76	D	69	4	16	20	76/167	
Anderson, Stuart C.	1958-60	C	39	16	22	38	7/17	
Anderson, Wendell R.	1952-54	D	63	7	18	25	23/46	
Angell, Nick	1999-02	D	156	11	30	41	69/152	
Anthony, Nick	2000-03	W	127	19	29	48	32/64	
Antonovich, Michael	1970-72	C	77	45	40	85	40/99	
Atherton, P.J.	2003-06	D	106	5	12	17	62/146	
Auge, Lester A.	1972-75	D	134	19	85	104	45/98	
Bahr, Mark	1991-94	F	0	0	0	0	0/0	
Ballard, Keith	2002-04	D	123	33	67	100	88/203	
Baker, Joseph W.	1975,77-79	D	106	6	28	34	68/153	
Baker, William R.	1976-79	D	154	30	88	118	67/142	
Barriball, Jay	2007-09, 2011	F	154	51	79	130	57/130	
Bartels, Kurt N.	1985	Student Manager						
Bartholome, Terry E.	1957-58	W	33	16	7	23	11/22	
Bell, Scott	1991-95	RW	146	41	40	81	111/268	
Benson, Roger W.	1958-60	W	23	3	9	12	2/4	
Benson, Ted	1990	Student Manager						
Berg, Reggie	1995-99	C	160	74	84	158	98/234	
Bergland, Tim D.	1984-87	RW	167	40	56	96	43/94	
Bergloff, Robert K.	1978-81	D	154	18	60	78	106/245	
Bergseng, Gary C.	1955	W	25	7	10	17	5/10	
Bertogliat, Jesse	1993-96	W	77	10	10	20	44/99	
Bianchi, Tony	1991-94	C	82	12	37	49	11/22	
Bickel, Stu	2008	D	45	1	6	7	42/92	
Birkholz, Josh	2010	W	36	5	1	6	10/20	
Bischoff, Grant	1988-91	W	180	80	81	161	56/120	
Bischoff, Jake	2014-17	D	139	17	51	68	19/38	
Bjugstad, Nick	2011-13	C	109	54	44	98	48/107	
Bjugstad, Scott B.	1980-83	C	133	86	77	163	45/90	
Blais, Dean C.	1970-73	LW	124	56	83	139	46/95	
Bloom, Richard J.	1963-65	W	37	3	6	9	1/2	
Bloom, Scott	1987-90	C/W	146	42	55	97	57/130	
Bonin, Brian	1992-96	C	166	100	116	216	41/82	
Bonk, Daniel D.	1976-78	LW	104	18	28	46	34/84	
Boo, James	1976-78	D	93	6	28	34	59/140	
Borgen, Brent	2005	W	24	3	4	7	6/15	
Bostrom, Justin	2006-09	W	148	20	18	38	45/101	
Bowe, Roger E.	1983-84,86	LW	63	17	23	40	5/10	
Boyd, Travis	2012-15	C	148	32	64	96	20/40	
Branch, James M.	1965-67	D	80	5	18	23	64/147	
Brill, John	1990-93	W	157	28	43	71	78/180	
Brink, Andy	1992-96	C/D	136	20	47	67	22/55	
Brinkman, Ben	2019-22	D	103	1	14	15	21/42	

ALL-TIME LETTERWINNERS

	Years	Pos	GP	G	A	TP	P/PIM
Bristedt, Leon	2015-18	W	144	42	56	98	64/150
Brodzinski, Bryce	2020-	F	106	27	25	52	18/36
Brodzinski, Michael	2014-16	D	99	18	30	48	31/62
Brooks, David A.	1961-63	C	70	33	30	63	34/77
Brooks, Herbert P.	1957-59	W/D	75	18	27	45	12/24
Brotten, Aaron K.	1980-81	C	86	72	106	178	12/32
Brotten, Neal L.	1979-81	C	76	38	104	142	33/74
Brotten, Paul N.	1985-88	C	172	50	72	122	74/148
Broz, Tristan	2022	F	36	6	5	11	5/10
Buchan, Scott	1968-69	W	56	13	7	20	33/69
Budish, Zach	2010, 2012-13	W	129	35	59	94	41/104
Buetow, Barton M.	1970-72	W	25	3	0	3	2/4
Buetow, Bradley J.	1971-73	LW	53	3	3	6	13/26
Burg, Richard J.	1956-58	W	77	37	30	67	27/63
Burke, Nathan	2019-21	F	84	13	15	28	5/10
Butters, William "Bill"	1971-73	D	89	4	16	20	112/262
Cammarata, Taylor	2014-17	W	149	25	68	93	18/36
Campbell, Gene E.	1952-54	W	80	52	67	119	16/32
Carlson, Bruce A.	1971-74	RW	93	11	13	24	10/20
Carlson, Tim W.	1972-74	C	40	4	3	7	3/6
Carman, Mike	2007-2010	C	135	29	37	66	70/154
Carter, James C.	1968	D	25	3	2	5	20/54
Cates, Jay L.	1986-88	C	136	55	86	141	74/154
Cepis, Jacob	2010-11	W	57	20	28	48	28/56
Chapman, Wally S.	1983-86	LW	144	67	54	121	51/121
Checco, Nick	1993-97	W	166	34	36	70	64/136
Chorske, Thomas P.	1986-88-89	LW	123	51	50	101	32/64
Christenson, Jerry	1967	D	17	1	4	5	4/8
Christoff, Steve M.	1977-79	C	119	77	82	159	40/88
Chucko, Kris	2005-06	W	77	14	20	34	45/101
Clymer, Ben	1997-98	D	29	7	13	20	28/64
Collins, Ryan	2015-17	D	98	4	18	22	33/77
Condon, Nate	2011-14	W	159	40	63	103	25/61
Constantine, Ronald	1961-63	W	73	32	39	71	26/55
Cossalter, Calvin D.	1972-74	RW	97	35	34	69	25/50
Crowley, Michael	1994-97	D	125	37	120	157	56/112
Cruikshank, Grant	2022	F	33	7	8	15	0/0
Crupi, Michael	1966-67	W	54	23	21	44	57/128
Dahlheim, Thomas J.	1972-75	RW	118	11	18	29	15/30
Dale, John B.	1965-67	C	82	26	61	87	36/102
Davidson, James W.	1975	Student Manager					
Davis, Robert M.	1962	Student Manager					
Debol, Jordan	2016	Student Manager					
Delmore, John L.	1957-58	W	32	3	4	7	2/4
DeMarchi, Matt	2000-03	D	158	16	32	48	204/473
Denman, Matt	2019, 21-22	D	16	0	2	2	0/0
Dillon, David H.	1980-82	D	79	8	18	26	17/34
Dorn, Tony R.	1975	D	24	1	1	2	6/12
Dornfeld, Eric T.	1985-87	D	92	6	18	24	39/84
Doshan, Bradley A.	1978-81	C	123	15	34	49	27/57
Dougherty, Richard	1952-54	W	81	109	78	187	50/109
Dufour, Patrick	1967-68	W	55	20	19	39	6/12
Dumais, Donald J.	1970-71	LW	55	7	8	15	5/10
Dunn, James	1983	Student Manager					
Dustin, Bobby	1993-96	W	100	20	16	36	43/102
Dynan, Kevin	2007	Student Manager					
Dziedzic, Joe	1990-94	W	116	33	38	71	94/180
Eckblom, Owen W.	1952	Student Manager					
Edman, Jerry G.	1964-65	D	47	4	18	22	36/75
Enebak, Jake	1987-90	W	64	3	8	11	43/90

ALL-TIME LETTERWINNERS

	Years	Pos	GP	G	A	TP	P/PIM
Erdall, Richard J.	1982-85	C	123	55	113	168	57/114
Erickson, Bryan L.	1980-83	RW	144	109	129	238	44/94
Erickson, Mike	2002	W	25	1	4	5	3/6
Espe, David L.	1986-89	D	162	8	35	43	82/175
Faber, Brock	2021-	D	59	3	23	26	13/26
Fabian, Sean	1988, 90-92	D	126	1	22	23	86/176
Fairchild, Cade	2008-11	D	149	21	72	93	61/122
Falkman, Craig	1963-65	W	83	42	40	82	63/153
Falls, Douglas A.	1972-74	D	72	2	15	17	20/40
Fasching, Hudson	2014-16	W	115	46	48	94	31/62
Ferroni, David M.	1970	Student Manager					
Fichuk, Peter J.	1967-69	W	92	43	58	101	36/72
Fiebelkorn, Jed	1991-95	W	121	17	20	37	81/207
Fischer, David	2007-10	D	157	6	32	38	38/76
Fish, Carl	2021-	D	33	1	8	9	3/6
Fish, Robert G.	1976-77	LW	41	6	3	9	6/12
Fisher, Drew	2008-09	C	41	0	3	3	6/12
Fleming, Jake	2002-05	C	168	24	41	65	54/124
Flynn, Ryan	2007-10	W	156	17	40	57	94/207
Foyt, Ronald J.	1973	Student Manager					
Fraser, Donald J.	1967-69	D	81	11	30	41	23/62
Fredrickson, Bryan W.	1975-76	RW	39	2	3	5	2/4
Freseman, Ray C.	1955	Student Manager					
Furlong, Patrick A.	1963-65	D	58	3	10	13	8/16
Gambucci, Gary A.	1966-68	C	88	52	56	108	33/72
Gambucci, James R.	1971-73	C	98	24	29	53	2/4
Gardiner, Max	2010	W	17	1	2	3	5/24
Gardner, Joel	2003-04	Student Manager					
Gates, Brent Jr.	2016-19	F	148	42	43	85	25/61
Gerebi, Nick	1989-92	C	27	3	0	3	2/4
Gernander, Ken	1988-91	LW	176	78	62	140	32/64
Gersich, Frank	1986-88	D	65	4	7	11	28/56
Glover, Jack	2015-18	D	105	4	19	23	26/63
Godbout, Brent	1997-98	W	29	0	2	2	4/8
Godbout, Jason	1994-98	D	137	11	21	32	60/136
Goligoski, Alex	2005-07	D	118	25	73	98	64/158
Gordon, Ben	2005-08	W	148	39	59	98	60/145
Gorence, Thomas J.	1976-77	RW	79	38	37	75	30/68
Grafstrom, Myron D.	1958-60	W	79	45	34	79	11/22
Grannis, David H.	1985-88	LW	137	26	37	63	51/108
Greeder, Michael D.	1978-79	D	72	4	20	24	67/138
Greseth, Lee	1990-92	Student Manager					
Griffith, Steven J.	1980-83	LW	138	32	63	95	29/66
Grosso, Lorne A.	1964-66	C	73	36	54	90	17/34
Guentzel, Michael L.	1982-85	D	143	12	75	87	46/92
Guertler, Gabe	2014	C	24	2	3	5	5/10
Gurovitsch, David B.	1974	Student Manager					
Gustafson, Paul	1992	Student Manager					
Guter, Benjamin J.	1981	Student Manager					
Guyer, Gino	2003-06	C	170	40	67	107	22/44
Hagemo, Nate	2005-06	D	33	2	8	10	17/34
Haigh, Richard J.	1963-65	C	69	14	32	46	40/101
Hall, Steven D.	1969-71	C	89	26	23	49	7/17
Hamre, John	1988-91	Student Manager					
Hankinson, Ben	1988-91	RW	155	49	51	100	182/400
Hankinson, Casey	1994-98	C	149	50	56	106	126/347
Hankinson, Peter	1987-90	RW	176	82	100	182	55/118
Hansen, Jake	2009-12	W	149	36	41	77	70/165
Harrer, Michael T.	1982-83	RW/C	49	12	9	21	4/8
Harrer, Timothy S.	1977-80	RW	157	117	84	201	75/161

ALL-TIME LETTERWINNERS

	Years	Pos	GP	G	A	TP	P/PIM
Harrington, Chris	2003-06	D	170	14	95	109	106/266
Harris, John R.	1971-74	C	110	21	35	56	6/12
Harris, Robert B.	1972-75	LW	140	42	41	83	24/51
Hartzell, Kevin J.	1979-82	C	140	54	80	134	35/70
Haula, Erik	2011-13	C	114	42	82	124	33/66
Hayek, Peter M.	1977-80	D	95	9	19	28	69/138
Helgeson, Seth	2010-13	D	150	7	20	27	95/222
Hendrickson, Dan	1993-97	W	144	14	28	42	94/230
Hendrickson, Darby	1991-93	C	75	37	45	82	46/98
Hession, Kevin	1990-92	Student Manager					
Hillman, John	1993	W	20	0	0	0	19/46
Hirsch, Thomas W.	1982-83	D	73	15	39	54	58/123
Hirsch, Tyler	2003-06	F	144	31	86	117	59/150
Hoefel, Mike	2008-11	W	149	47	40	87	53/106
Hokanson, Gary L.	1964-65	W	55	20	35	55	22/50
Holl, Justin	2011-14	D	142	8	30	38	38/76
Holmgren, Paul H.	1975	RW	37	10	21	31	46/108
Howe, Mike	2005-08	W	157	32	35	67	41/82
Hughes, Gregory A.	1966-68	C	76	32	35	67	29/58
Huglen, Aaron	2022-	F	37	7	9	16	7/14
Irmen, Danny	2004-06	W	118	54	49	103	73/146
Isackson, Christian	2012-15	C	109	8	23	31	18/39
Jenke, Noel C.	1967-69	W	34	3	7	10	13/45
Jensen, David H.	1980-83	D	135	8	55	63	106/212
Jetty, George W.	1954-56	W/C	82	47	38	85	43/98
Jocketty, Peter M.	1969	W	1	0	0	0	0/0
Johnson, Craig	1991-93	C/W	119	54	81	135	70/172
Johnson, Erik	2007	D	41	4	20	24	25/50
Johnson, Larry	1959-61	D	68	12	25	37	27/60
Johnson, Luke	1988-91	D	120	14	61	75	33/66
Johnson, Richard A.	1955-56	W	57	12	14	26	7/14
Johnson, Robert N.	1953-54	W	46	25	21	46	16/35
Johnson, Ryan	2020-	D	103	5	36	41	23/46
Johnson, Steve	2015-18	D	119	6	34	40	14/28
Jorde, Marvin T.	1956-58	W	70	22	20	42	8/16
Karnuth, Raymond W.	1956	D	29	0	6	6	9/18
Kaufmann, Evan	2005-08	C	147	32	30	62	44/104
Kellin, Anthony J.	1983-86	D	165	37	75	112	122/247
Kennedy, Peter	2003-06	D	57	1	10	11	11/22
Kessel, Phil	2006	C	39	18	33	51	14/28
Klatt, Trent	1989-92	RW	121	68	78	146	66/152
Klatt, William G.	1967-69	W	89	52	55	107	25/50
Kloos, Justin	2014-17	C	155	63	87	150	48/96
Knies, Matthew	2022-	F	33	15	18	33	10/31
Knoke, Michael E.	1980-81	D	82	24	70	94	86/172
Knutson, James P.	1970-71	D	39	3	3	6	9/21
Koalska, Matt	2001-04	C	171	42	94	136	66/140
Kohn, Bill	1997-99	D	128	12	34	46	118/274
Koster, Mike	2021-	D	67	6	20	26	6/12
Kraft, Ryan	1994-98	W	159	62	104	166	55/121
Kroll, Jeff	1999	Student Manager					
Kulstad, Scott	1992	Student Trainer					
Kurth, Alex	2014	Student Manager					
Kurtz, Michael R.	1968-70	W	66	20	24	44	20/40
Labatt, John T.	1984-86	LW	46	7	11	18	12/24
LaCombe, Jackson	2020-	D	103	10	54	64	17/34
LaFleur, Brian	1993-97	D	144	18	52	70	54/127
Lambert, Mark A.	1975-78	C/D	160	42	65	107	26/74
Langevin, Jeffrey R.	1980-82	RW	68	16	14	30	14/28
Larson, Bart D.	1979-81	D/C	123	14	82	96	13/26

ALL-TIME LETTERWINNERS

	Years	Pos	GP	G	A	TP	P/PIM
Larson, Bruce A.	1964-66	W	79	46	25	71	39/81
Larson, David	1992-96	W	136	32	34	66	142/314
Larson, Jared	2011	W	8	0	0	0	3/6
Larson, Jeffrey H.	1981-84	C	139	33	59	92	68/142
Larson, Kurt D.	1982-85	D	151	11	65	76	37/74
Larson, Nick	2009-12	W/C	100	13	12	25	17/34
Larson, Reed D.	1975-77	D	104	34	61	95	76/161
Larson, Robin R.	1975-78	D	131	8	40	48	43/105
Laylin, Cory J.	1989-92	RW	170	58	49	107	53/123
Leddy, Nick	2009-10	D	30	3	8	11	2/4
Leimbek, Matthew	1998-2001	W	108	8	19	27	17/42
Lempe, Eric J.	1983-86	C	74	14	21	35	32/67
Leopold, Jordan	1999-2002	D	164	45	99	144	53/106
Lettieri, Vinni	2014-17	W	149	37	46	83	38/76
Lilyholm, Leonard	1961-63	W	79	22	59	81	18/44
Lind, Bruce R.	1976-77	W	84	16	43	59	66/157
Lindgren, Ryan	2017-18	D	67	3	13	16	43/116
Lofquist, Sam	2009	D	35	1	3	4	15/30
Lucia, Tony	2007-10	W	160	34	48	82	56/134
Lucius, Chaz	2022	F	24	9	10	19	6/23
Lyons, Mike	1997-2000	D	137	3	23	26	86/210
Mack, Craig D.	1984-87	D	110	3	25	28	41/82
MacKinnon, Brett	2002-04	W	44	3	8	11	7/14
MacSwain, Steve	1984-87	LW	139	68	79	147	45/117
Madson, Donald R.	1976	C	42	14	24	38	16/32
Magnusson, Steve	1991-94	C	78	12	46	58	39/94
Mahle, Oscar	1960-61	W	58	37	22	59	34/79
Malmquist, Douglas	1954	Student Manager					
Maloney, Bernard L.	1954	W	28	11	4	15	8/16
Malwitz, James R.	1982-84	LW	101	26	32	58	52/104
Marooney, Joey	2018-20	F	38	0	5	5	9/29
Marshall, Ben	2012-15	D	159	17	44	61	47/127
Martin, Joey	2001-04	D/W	64	3	12	15	22/52
Martin, Paul	2001-03	D	127	20	77	97	31/62
Masters, Rob	2000-01	Student Manager					
Matschke, John M.	1971-74	RW	123	34	61	95	41/82
Matson, Taylor	2009-12	C	108	21	21	42	26-52
May, Christopher M.	1986-88	C	34	6	7	13	9/21
Mayasich, John	1952-55	C	111	144	154	298	37/74
McAlpine, Chris	1991-94	D	157	36	45	81	208/453
McAlpine, Mike	1992	D	26	0	3	3	15/30
McAuliffe, James G.	1965	Student Manager					
McClanahan, Rob B.	1977-79	C	121	45	63	108	34/68
McCoy, James R.	1975	LW	3	0	0	0	2/4
McCoy, Thomas J.	1962-63	D	48	7	12	19	2/4
McHugh, Justin	1991-95	W	160	66	60	126	87/177
McInnis, Matt	2008	Student Manager					
McIntosh, Bruce G.	1969-71	D	73	11	25	36	26/55
McKenzie, William	1954	C	28	5	7	12	3/6
McLaughlin, Blake	2019-22	F	142	38	67	105	43/113
McManus, Brannon	2018-21	F	136	39	48	87	15/30
Meadows, Michael J.	1980-81	D	70	3	23	26	49/104
Means, Eric	1989-94	D	123	8	32	40	54/127
Melnychuk, Gerald M.	1958-60	C	79	38	60	98	22/44
Meredith, John M.	1977-80	RW	116	20	21	41	40/86
Meredith, Richard D.	1952-55	W	110	43	59	102	29/61
Meredith, Robert T.	1954-56	W	68	13	19	32	19/46
Meredith, Wayne B.	1960-62	D	66	5	23	28	29/69
Metzen, David R.	1962-64	D	76	9	17	26	58/131
Meyer, Doug	1999-2000	W	62	5	7	12	18/36

ALL-TIME LETTERWINNERS

	Years	Pos	GP	G	A	TP	P/PIM
Meyers, Ben	2020-22	F	102	39	56	95	19/38
Michaelson, A.J.	2013-16	C	91	5	7	12	12/35
Micheletti, Donald P.	1977-80	LW	127	64	84	148	123/257
Micheletti, Joseph R.	1974-77	D	135	25	81	106	63/153
Micheletti, Patrick J.	1983-86	RW	162	120	149	269	180/403
Miks, George	1992						
Millen, Corey E.	1983-84, 86-87	C	149	119	122	241	98/204
Miller, Cory	1997-98	W	33	1	0	1	11/30
Miller, Jason	1988-91	C	173	53	102	155	24/48
Miller, Joe	2009-12	W	52	3	1	4	6/12
Miller, Nate	1997-2000	W	163	35	42	77	81/186
Miller, Warren F.	1973-76	RW	157	58	71	129	67/148
Mills, Dylan	1998-2001	D	170	13	64	77	84/176
Miskovich, Aaron	1998-2001	W	152	43	47	90	48/115
Mittelstadt, Casey	2018	F	34	11	19	30	5/10
Mogush, Thomas P.	1980-81	RW	3	1	3	4	1/2
Monahan, John W.	1954	C	28	10	13	23	12/24
Morrow, Bradley G.	1973-75	D	91	5	14	19	36/72
Morse, Thomas B.	1961-63	D	37	2	2	4	1/2
Moser, Jay	1994-96	D/W	34	11	13	24	18/47
Muller, Mike	1990-92	D	77	8	16	24	49/104
Munson, Cullen	2019-21	F	50	4	7	11	7/14
Muskat, John R.	1981-82	LW/C	21	3	8	11	1/2
Nanne, Louis V.	1961-63	D	81	22	52	74	54/119
Nanne, Marty L.	1986-88	RW	67	9	12	21	37/77
Nanne, Tyler	2018-20	D	110	13	24	37	20/40
Nelson, Brett M.	1986-89	D	117	10	31	41	50/103
Nelson, Jaxon	2020-	F	90	13	18	31	10/53
NeNovich, Mark	2000	D	51	2	2	4	22/44
Ness, Aaron	2009-11	D	111	6	37	43	35/81
Nevers, Mason	2021-	F	63	8	11	19	2/4
Nevers, Thomas	1997	W	1	0	0	0	0/0
Newkirk, John W.	1956-58	D	72	3	4	7	33/72
Nielsen, Jeff	1991-94	RW	172	76	65	141	128/292
Norby, Charles A.	1966-68	W	86	36	52	88	39/89
Norman, Jerry B.	1959-61	W	79	35	31	66	21/4547
Norman, Ryan	2016-19	F	104	13	7	20	9/18
Norqual, David	1992-93	D	2	0	0	0	1/2
Notermann, Luke	2017	W	12	0	1	1	2/4
Novak, Tommy	2016-19	F	129	18	70	88	13/26
Nystrom, Roy W.	1963-65	W	79	38	42	80	6/12
O'Brien, Jim	2007	C	43	7	8	15	24/51
O'Brien, Thomas D.	1973	C	30	9	12	21	7/22
O'Leary, Patrick	1999-02	W	120	15	9	24	35/78
Okerlund, Todd E.	1984-87	RW	133	44	86	130	74/156
Okposo, Kyle	2007-08	C	58	26	25	51	20/40
Olds, Walter R.	1969-71	D	96	21	36	57	17/34
Olimb, Larry	1989-92	D/C	182	59	159	218	101/218
Orth, Steve P.	1984-88	C	160	33	40	73	29/59
Pagel, Rico	1997-99	C	100	17	27	44	19/38
Paradise, Lawrence P.	1968-70	W	65	8	16	24	4/8
Paradise, Richard D.	1966-68	D	87	11	43	54	119/271
Parenteau, Jake	2011-14	D	113	4	18	22	21/56
Parenteau, Thomas E.	1982, 85	D	95	12	41	53	78/164
Pauletti, Jeff	1987-89	D	7	0	1	1	0/0
Pearson, Robert (Mike)	1956-58	C	78	38	43	81	34/82
Pederson, Tom S.	1989-91	D	121	25	74	99	66/150
Peltier, Derek	2005-08	D	173	15	58	73	59/118
Peltier, Douglas B.	1970-72	RW	98	47	40	87	44/99
Peltier, Ronald J.	1969-71	C	93	15	50	65	34/68

ALL-TIME LETTERWINNERS

	Years	Pos	GP	G	A	TP	P/PIM
Peloquin, Jim	1988	Student Manager					
Peluso, Gino A.	1980-83	D	35	1	8	9	15/30
Pepper, Stephen C.	1978-79	D	66	3	18	21	12/24
Perbix, Jack	2020-22	F	103	11	17	28	21/42
Perpich, John G.	1972-74	D	86	8	19	27	28/56
Peterson, C. Kyle	1952-53	C	32	6	4	10	3/6
Petroske, John "Jack"	1954-57	D	100	21	23	44	39/81
Phillips, Clayton	2018-19	D	45	1	9	10	15/41
Phippen, Michael K.	1974	RW	2	0	0	0	0/0
Phippen, Patrick J.	1974-76	LW	123	46	85	131	46/108
Pitlick, Lance	1987-90	D	144	10	29	39	138/285
Pitlick, Rem	2017-19	F	112	47	61	108	42/84
Pitlick, Rhett	2022-	F	30	5	13	18	6/12
Pohl, John	1999-02	C	165	71	129	200	43/94
Pohl, Tom	2005-08	W	73	4	11	15	10/20
Polich, Michael J.	1972-75	C	148	70	89	159	61/168
Potulny, Grant	2001-04	W	146	68	48	116	58/116
Potulny, Ryan	2004-06	C	100	68	50	118	25/61
Preuss, David C.	1982-84	RW	81	15	16	31	90/200
Rainey, Timothy J.	1976-77	C	54	2	2	4	11/25
Ramsay, William B.	1962-64	W	76	20	19	39	27/73
Ramsey, Jack	2016-19	F	143	8	16	24	6/12
Ramsey, Michael A.	1979	D	34	7	17	24	19/38
Ranta, Sampo	2019-21	F	102	37	30	67	19/49
Rantz, Jim	1958-60	W	78	28	44	72	7/14
Rasmussen, Dale A.	1960-61	W	58	8	16	24	4/8
Rasmussen, Erik	1995-97	W	74	31	44	75	70/178
Rau, Kyle	2012-15	W	160	67	97	164	37/85
Reedy, Scott	2018-21	F	132	40	37	77	30/71
Reidhead Jr., John "Jack"	1952	D	26	0	2	2	11/22
Reilly, Connor	2014-17	W	129	24	32	56	17/34
Reilly, Michael J.	1980-81	RW	36	9	12	21	15/30
Reilly, Mike	2013-15	D	117	18	71	89	26/74
Reilly, Ryan	2013-16	W	34	1	3	4	6/12
Reinholz, Jerrid	2003-05	C/W	104	9	18	27	7/14
Richards, Todd	1986-89	D	167	30	128	158	89/194
Richards, Travis	1990-93	D	176	35	98	133	79/185
Riddle, Troy	2001-04	W	171	82	96	178	93/197
Riley, Thomas P.	1957-59	D	81	10	12	22	7/14
Roberg, Chad	2002-03	W	9	0	0	0	0/0
Rodda, David L.	1956-57	D	37	4	2	6	6/12
Roddy, David T.	1968-69	W	62	7	5	12	7/14
Rogge, Mitch	2017	W	1	0	0	0	0/0
Romanko, Darian	2016-19	F	137	7	14	21	24/59
Ross, Stephen J.	1968-70	D	80	5	17	22	34/76
Rossini, Sam	2018-22	D	52	3	11	14	17/64
Rothstein, Thomas G.	1981-85	LW	158	67	94	161	109/235
Rovick, David P.	1959-60	W	53	24	20	44	8/16
Rovick, Roger L.	1959-60	C	53	18	16	34	6/12
Rowe, Richard C.	1963	Student Manager					
Ryman, Mark P.	1964-66	W	76	3	8	11	0/0
Sacchetti, Nico	2009-12	F	128	15	18	33	35/81
Sadek, Jack	2016-19	D	125	10	33	43	49/98
Sanders, Frank B.	1969-71	D	93	10	19	29	54/161
Sarner, Craig B.	1969-71	LW	90	30	29	59	10/23
Sathre, Thomas G.	1969-71	RW	86	12	21	33	25/55
Schack, Brian	2007-2010	D/W	69	2	10	12	39/105
Schlaefge, William C.	1958	Student Manager					
Schmalzbauer, Gary	1961-63	W	82	44	36	80	9/18
Schmidt, Colin	2021-	F	10	0	1	1	0/0

ALL-TIME LETTERWINNERS

	Years	Pos	GP	G	A	TP	P/PIM
Schmidt, Nate	2011-13	D	96	12	62	74	18/36
Schmidt, Robert H.	1955-57	D	88	12	15	27	29/51
Schneider, William "Buzz"	1973-75	LW	115	50	41	91	62/127
Schroeder, Jordan	2009-10	C	72	22	51	73	16/43
Schroeder, Timothy M.	1972	RW	11	1	3	4	3/6
Seeler, Nick	2016	D	36	0	10	10	16/43
Senden, Stuart	1998-2001	W	140	23	19	42	40/88
Serratore, Tom	2011-13	W	105	12	3	15	28/56
Sertich, Andy	2003-06	W/D	172	27	40	67	28/56
Shattuck, Robert R.	1966-68	W	81	33	31	64	45/97
Sheehy, Tyler	2016-19	F	149	56	93	149	26/68
Shelstad, Dixon N.	1971-72	D	36	0	4	4	9/18
Sheridan, John M.	1974	C	38	24	14	38	17/42
Shopek, Gary J.	1984-87	D	173	24	93	117	98/207
Shutte, Bruce J.	1954-55	D	52	5	10	15	13/26
Skarda, Randy	1987-89	D	128	28	60	88	118/270
Skjei, Brady	2013-15	D	109	8	19	27	38/76
Smaagaard, Garrett	2002-05	W	117	14	31	45	21/42
Smith, Larry H.	1960-62	C	70	29	21	50	6/12
Smith, Wyatt	1995-99	C	152	67	62	129	82/175
Snuggerud, David W.	1986-87, 89	LW	126	73	67	140	59/124
Sorenson, Jonny	2020-22	F	100	15	7	22	8/16
Spada, Richard N.	1968	Student Manager					
Spannbauer, Richard J.	1973-74	D	73	5	21	26	70/159
Spehar, Dave	1997-2000	W	160	61	68	129	60/120
Staudacher, Matt	2020-	D	96	1	15	16	24/70
Steege, Brandon	1991-94	W	53	5	9	14	28/56
Stevens, Judd	2002-05	D	172	11	34	45	40/80
Stinson, Thomas M.	1961	Student Manager					
Stoa, Ryan	2006-09	W	120	47	50	97	66/165
Stordahl, James	1961-63	C	82	29	39	68	8/24
Stordahl, Larry D.	1962-63, 65	W	77	33	43	76	26/68
Strobel, Eric M.	1977-79	RW	120	52	54	106	38/76
Strot, Brett	1987-90	RW	125	22	32	54	27/60
Stucker, Robbie	2019-21	D	79	2	14	16	6/12
Sundberg, Thomas	1973	RW	23	1	5	6	7/14
Suss, William	1966-67	C	27	1	2	3	4/16
Swanson, William R.	1955-57	C	86	24	24	48	7/14
Swersey, Brandon	2019	Student Manager					
Szmatula, Mike	2017-18	W	66	19	21	40	13/26
Taffe, Jeff	2000-02	W/C	120	56	57	113	67/164
Tallackson, Barry	2002-05	W	156	43	48	91	77/162
Taylor, Jake	2004	D	39	2	6	8	34/68
Teal, Jeffrey B.	1979-82	LW/C	157	40	37	77	63/126
Telander, Bruce N.	1956	Student Manager					
Terwilliger, David	1978-81	LW	121	8	16	24	61/128
Tharp, Ben	2000-01	D	70	4	16	20	25/50
Thoemke, Jack P.	1966, 71-72	D	73	3	15	18	29/61
Thomas, John C.	1972	D	13	0	1	1	2/4
Thompson, Blake	2012-13	D	5	0	2	2	7/25
Thoresen, Brian P.	1980-82	W	52	12	24	36	12/27
Thorvig, Perry J.	1967	Student Manager					
Tollund, Steven P.	1979	Student Manager					
Torrell, John A.	1964-65	W	23	2	1	3	2/4
Trebil, Dan	1992-96	D	164	24	100	124	42/84
Trebil, Ryan	1997-99	D	68	3	5	8	57/144
Tschida, James R.	1952-53	D	39	2	7	9	27/57
Turk, Robert A.	1956-58	W	84	21	32	53	11/25
Ulseth, Steven J.	1978-81	LW	148	84	118	202	24/48
Vanek, Thomas	2003-04	W	83	57	56	113	62/132

ALL-TIME LETTERWINNERS

	Years	Pos	GP	G	A	TP	P/PIM
Vannelli, Mike	2004-07	D	151	23	60	83	59/129
Vannelli, Thomas P.	1974-77	C	138	69	111	180	61/154
Verchota, Phillip J.	1976-79	LW	161	59	61	120	81/184
Virant, Michael J.	1975	C	33	1	3	4	1/2
Waibel, Jon	2001-04	W	128	20	28	48	59/134
Wait, Garrett	2019-20	F	40	3	7	10	3/6
Walker, Sammy	2019-22	F	144	48	64	112	35/81
Walls, Elmer D.	1959-60	D	36	1	2	3	3/6
Ward, Thomas C.	1983-85	D	70	1	6	7	36/72
Warning, Sam	2012-15	W	146	40	57	97	36/80
Wasko, Robert J.	1960	D	18	1	2	3	2/4
Wasley, Charlie	1992-96	D	148	6	28	34	105/222
Watts, David B.	1959	W	2	0	0	0	0/0
Weber, Noah	2021	F	0	0	0	0	0/0
Wehrs, Kevin	2008-11	D	147	5	31	36	79/169
Welch, Dan	2000, 02	W	73	15	20	35	22/55
Wellen, Kenneth J.	1956-57	W	56	16	17	33	8/16
Wendell, Erik	1999-02	W	150	24	20	44	76/152
Werness, Lance	1988-91	RW	55	12	11	23	19/38
Westby, Gerald L.	1960-62	W	79	18	33	51	12/24
Westby, James A.	1958, 62-63	D	69	20	13	33	6/12
Westlund, Todd	1992	W	26	1	3	4	7/14
Westrum, Erik	1998-2001	C	161	69	99	168	125/307
Westrum, Patrick D.	1968-70	D	90	3	14	17	18/47
Wheeler, Blake	2006-08	W/C	127	42	54	96	61/155
White, Adam C.	1978	Student Manager					
White, Patrick	2008-11	W/C	147	27	26	53	35/70
Williamson, Dean	1987-90	C	79	20	22	42	28/56
Williamson, Murray	1957-59	W	76	32	47	79	21/63
Woog, Dan	1993-97	C	162	20	60	80	70/149
Woog, Douglas W.	1964-66	C	80	48	53	101	35/89
Yackel, Kenneth J. Jr.	1975-77	RW	84	21	13	34	33/83
Yackel, Kenneth J. Sr.	1952-56	D/W	112	70	78	148	89/255
Yon, William A.	1982-85	RW	133	35	23	58	36/72
Young, Richard G.	1960-62	D	73	3	12	15	26/55
Youngmans, Thomas A.	1975-76	RW	66	32	39	71	54/116
Yurich, Richard J.	1968-69	W	38	24	24	48	17/34
Zacho, Dennis H.	1965-67	W	80	38	38	76	35/84
Zins, Brian G.	1979-83	D	81	2	14	16	30/62
Zmolek, Douglas	1990-92	D	126	10	46	56	113/234
Zuhlsdorf, Ryan	2017-20	D	147	4	27	31	38/106
Zwakman, Greg	1992-96	D	163	3	19	22	71/142
Zywiec, Frank A.	1964-66	D	82	7	20	27	23/49

EARLY LETTER WINNERS

Abra, John E., 1930	Eggleton, Allan F. 1940	Larson, Frank A. 1951	Russ, Lloyd A. 1928
Adams, Henry H. Jr. 1951	Eldredge, W. B. 1922	Leavitt, Theodore W. 1926	Ryan, Patrick J. 1943
Adams, John W. 1944	Engelstad, Calvin J. 1946	Leckie, Charles D. 1943	Ryman, Marshall W. 1930
Alley, James W. 1947		Lindegard, Jerry H. 1947	
Allison, David C. 1926	Falk, Martin L. 1939	Lowther, Wilfred W. 1925	Scanlon, John P. 1933
Amatuzio, John 1949	Fenton, Ransford W. 1930	Lundeen, Warren J. 1943	Schade, Frederick L. 1923
Anderson, Kenneth M. 1937	Finnegan, Patrick H. 1946		Schaeffer, Gordon 1932
Anderson, William E. 1939	Fischer, Ray E. 1940	MacInnes, Alex F. 1932	Schneider, Samuel J. 1942
Arnold, Robert E. 1941	Flaatan, Percy H. 1925	Magnus, James C. 1941	Schwab, Joe 1936
Atkins, Jack M. 1927	Fleming, Robert W. 1946	Malkerson, Lester A. 1935	Scott, Phillip C. 1926
Austin, Kenneth L. 1947	Frick, James E. 1946	Maloney, John P. Jr. 1942	Sedin, James W. 1950
		Mann, V.I. 1923	Seidel, Glen E. 1936
Bagley, Donald S. 1924	Galligan, William D. 1941	Mariucci, John P. 1937	Smith, B. Willis 1935
Baker, Ridgway R. 1936	Galob, Ignatius R. 1928	Massie, Charles G. 1950	Smith, Robert A. 1942
Bartholdi, Herbert G. 1929	Ganley, John E. 1936	McCabe, Charles J. 1928	Snapp, Donald R. 1942
Bartlett, V. Leland 1922	Gibbs, Howard 1931	McCabe, Robert 1945	Soltau, Gordon 1949
Beard, D. 1922	Gilbreath, V.L. 1925	McCollow, John S. 1942	St. Vincent, Frank 1938
Behrendt, John D. Jr. 1942	Goodman, Roger W. 1946	McCollow, Robert 1942	Stuerwald, Peter H. 1952
Bergeron, Virgil D. 1930	Gould, Fred W. 1930	McDermid, Ray 1946	Strom, Russell E.Y. 1950
Bergman, Dennis H. 1947	Graham, William A.P. 1923	McEwan, John C. 1948	Suomi, John 1932
Bergquist, E.G. 1922	Graiziger, Robert A. 1942	McGlone, John J. 1934	Swanson, Paul H. 1922
Berry, Frank R. 1936	Gray, Russell H. 1933	McKenzie, Robert C. 1939	
Billing, Osborne F. 1928	Gustafson, John M. 1926	McNair, Harvey Jr 1939	Taft, Walter L. 1936
Bjork, Reynold E. 1935	Gustafson, Reuben W. 1924	Merkeley, Garth H. 1938	Taylor, Eugene E. 1940
Bjorkman, Ruben E. 1949	Gutterson, Granville D. 1944	Metz, Thomas 1945	Taylor, Fred S. 1933
Bodin, Donald J. 1950		Meyer, Rudolph 1947	Taylor, William L. 1922
Bolla, John 1942	Hackett, Donald G. 1943	Mitchell, T.F. 1935	Tergesen, Sven J. 1946
Bonhus, John S. 1942	Hansen, Steiner D. 1924	Moran, Robert T. 1950	Thayer, J.Mack 1943
Bonner, John L. 1949	Harris, Robert V. 1947	Morrison, James M. 1928	Thompson, Clifford R. 1924
Boos, George W. 1926	Heiseke, Fred H. 1942	Munns, William 1933	Thompson, Orville T. 1939
Boyle, Kenneth D. 1939	Henry, Alfred J. 1942		Thompson, Preston B. 1945
Bratnobar, Harry L. Jr. 1944	Higgins, Preston 1922	Nolander, Donald A. 1942	Tilton, W. Leo 1929
Bredesen, William P. 1936	Hitchcock, Thomas M. 1947	Norby, Richard G. 1944	Todd, George L. 1931
Bros, Ben M. 1922	Hodgins, William 1947	Nyhus, Robert E. 1950	Toth, Anthony J. 1932
Bros, C.W. 1922	Hollingsworth, Edward 1930		Troumbly, Kenneth C. 1949
Bros, Kenneth D. 1923	Hunter, Richard C. 1936	O'Brien, John O. 1946	Tuohy, Edward B. 1928
Brown, Joseph M. 1927	Hussey, Roger L. 1927	Olsen, Edward G. 1924	
Brude, Roger S. 1936		Opsahl, Allan W. 1944	Van, Allen 1945
Burman, Allan G. 1946	Jacobson, E. Raymond 1923	Owen, E. Edwyn 1929	Vosbeck, R. Randall 1951
Byerly, Kenneth R. 1930	Jacobson, Loren N. 1922		
Byers, Fred D. 1927	Jensen, Arthur M. 1928	Page, Joseph H. 1942	Wagnild, Spencer 1933
	Johnson, C. Howard 1948	Parker, Laurie 1932	Walker, Frank E. 1949
Cairncross, A.W. 1935	Johnson, Robert S. 1937	Paulsen, Harold W. 1939	Walker, Walter D. 1950
Carley, Robert L. Jr. 1943	Johnson, Russell H. 1931	Paulsen, Ray C. 1929	Wallace, Ray H. 1937
Carlsen, Harold S. 1931	Jones, Howard R. 1931	Paulson, Clarence E 1925	Walson, Leland A. 1929
Carlson, James E. Jr. 1936	Joseph, Burton M. 1941	Peterson, John A. 1942	Watters, Gordon 1951
Carlson, Robert L. 1936	Junger, Fred F. 1940	Peterson, John H. 1928	Wegleitner, Thomas J. 1951
Christie, R.S. 1930		Peterson, Melvin G. 1950	Weil, Fred Jr. 1943
Clark, Lawrence S. Jr. 1945	Kalin, Louis 1944	Petrich, Earl 1938	Westin, Lloyd J. 1929
Clausen, George E. 1932	Karakas, Thomas V. 1947	Pickering, Hayden. Jr. 1939	Wilcken, C.L. 1926
Connelly, Thomas A. 1950	Katz, Gerald A. 1929	Pond, Frank R. 1923	Wild, John J. 1944
Conrad, Frederick D. 1948	Kelley, Richard G. 1943		Wild, Paul A. 1945
Constantine, Ben P. 1931	Keranen, Edward 1939	Randall, Loane J. 1937	Wilkenson, Charles B. 1935
Conway, John H. 1926	Keys, George H. 1951	Reggan, George 1925	Willett, Donald S. 1944
Conway, William E. 1929	Klatt, William G. Sr. 1945	Remole, Gerald M. 1947	Williams, Milton A. 1943
Cramp, Kenneth W. 1939	Klein, William K. 1938	Rheinberger, Robert E. 1938	Wilson, G. Curtis 1939
	Kroll, Richard J. 1936	Roberts, Richard B. 1946	Wyatt, Alvin S. 1922
Davis, Robert D. 1930	Kuhlman, H.J. 1925	Rolle, Dennis E. 1946	
DeForest, Merle G. 1923		Ross, Lawrence "Larry" 1951	Youngbauer, Walter E. 1923
DePaul, Roland 1946	LaBatte, Phil 1932	Rossman, Robert 1934	
Dickinson, Wesley A. 1935	Lampton, David 1940	Rundell, Curtis G. 1931	Zieske, William F. 1933
Drake, Everett A. 1931	Langford, Cary 1924	Russ, Clyde 1933	

ALL-TIME GOALTENDERS (1952-PRES.)

GOALTENDER	YEARS	GP	GA	SV%	GAA	W-L-T
Blue, John	1985-87	96	290	.889	3.19	64-25-1
Briggs, Kellen	2004-07	132	307	.906	2.45	84-35-8
Butters, Paul N.	1980-83	65	244	.876	3.86	44-20-0
Callinan, Jeff	1991-95	96	282	.878	3.19	47-22-13
Close, Justen	2020-	29	43	.919	2.11	14-5-0
Coyne, Ryan	2014-16	2	0	-	0.00	0-0-0
Day, Erik	1998	9	24	.857	3.70	3-2-0
DeBus, Steve	1995-98	96	282	.891	3.07	54-39-1
Docken, Ronald L.	1968-70	11	46	.898	3.91	
Doyle, P. Michael	1959-61	27	108	.879	3.59	
Erickson, Dennis H.	1971-72	31	128	.880	4.10	
Fabian, William F.	1963	5	16	.868	3.20	
Frazee, Jeff	2006-08	46	110	.901	2.53	26-13-3
Fritsinger, Al	1988-89	11	15	.826	5.67	1-1-0
Green, Steve	1993-94	1	0	1.000	0.00	0-0-0
Groth, Roger W.	1963	26	76	.894	2.92	
Hastings, Douglas D.	1972-73	23	99	.881	4.25	
Hauser, Adam	1999-2002	151	421	.899	2.86	83-50-16
Holt, Charles W.	1967	5	34	.776	6.80	
Janaszak, Steve J.	1976-79	90	344	.898	3.94	50-31-5
Jetland, James K.	1979-82	61	206	.871	3.97	37-16-1
Johnson, Justin	2002-05	46	103	.890	2.88	22-9-3
Joswiak, Paul R.	1977-78	24	101	.883	4.23	13-10-1
Kangas, Alex	2008-11	108	271	.912	2.56	47-41-16
Kautz, Brock	2016-19	2	2	.818	3.34	0-0-0
Kremer, Jake	2009-12	1	0	.000	0.00	0-0-0
LaFontaine, Jack	2020-22	74	162	.920	2.29	43-24-6
LaRue, Rob	1999	5	2	.943	1.91	0-0-0
Larson, Michael J.	1961-62	48	155	.888	3.23	
Lechtman, Michael	1967	6	36	.850	4.68	
Lehr, Nick	2015-18	6	11	.851	4.13	1-1-0
Lothrop, John L.	1964-66	83	328	.883	3.96	
Marvin, Willy	1997	7	4	.826	3.88	0-0-0
Mattson, James V.	1952-55	91	265	.895	2.87	
McCartan, John "Jack" W.	1956-58	67	199	.908	2.95	
McLachlan, Murray C.	1968-70	82	269	.902	3.30	
Moe, Jared	2020-21	20	42	.907	2.60	9-5-1
Moen, Jeff	1993-96	53	149	.882	3.14	28-17-4
Moen, William L.	1974-75	14	61	.867	4.10	
Mohr, Thomas H.	1976	12	33	.905	2.70	8-3-1
Nelson, Scott	1990	5	9	.862	3.20	2-1-0
Newman, Thomas	1990-93	91	259	.869	3.44	50-20-6
Ostby, Paul R.	1981-82	25	80	.902	3.20	14-8-1
Patterson, Kent	2009-12	88	201	.913	2.32	44-29-9
Pietrangolo, Frank	1983-86	85	274	.882	3.51	51-23-4
Pulicchio, Fred R.	1954-55	9	16	.890	1.60	
Robson, Mat	2018-19	45	110	.924	2.57	21-17-5
Roussopoulos, Peter J.	1967	12	49	.873	4.08	
Samargia, Pete	2000-01	11	19	.893	2.81	1-3-0
Schierhorn, Eric	2016-19	112	285	.905	2.65	59-45-4
Shelstad, Bradley J.	1971-74	77	276	.896	3.50	
Shibrowski, Michael	2012-14	9	13	.906	2.44	3-2-0
Solei, Brent	2005-08	1	1	.966	1.00	1-0-0
Stauber, Robb	1987-89	98	264	.906	2.77	73-23-0
Steinweg, Charles A.	1960-62	27	93	.883	3.65	
Stolp, Jeff	1989-92	94	258	.880	3.13	56-20-6
Thayer, J. Larry	1975	23	61	.904	2.60	19-3-1
Tscherne, Jeff A.	1975-77	53	194	.890	3.80	32-19-1
Vacanti, Michael J.	1983-84	30	84	.899	3.13	18-6-2
Vaia, Donald E.	1956-57, 59	33	106	.903	3.40	
Weber, Travis	2002-03	44	108	.896	2.64	24-8-7
Wilcox, Adam	2013-15	115	91	.922	2.09	73-26-14
Young, Erik	2000	3	11	.851	4.76	0-3-0

ALL-TIME NUMBERS

This all-time numbers list is based on rosters from 1948-present.

#1	Justen Close (Kindersley, Sask.)	2019-	James Westby (Minneapolis, Minn.)	1957-58	Blake Thompson (Eden Prairie, Minn.)	2011
	Brock Kautz (Rochester, Minn.)	2015-19	Jack Petroske (Hibbing, Minn.)	1953-55, 56-57	Nick Leddy (Eden Prairie, Minn.)	2009-10
	Michael Shibrowski (Andover, Minn.)	2011-14	Tom Wegleitner (St. Paul, Minn.)	1950-53	Derek Peltier (Plymouth, Minn.)	2004-08
	Jeff Frazee (Burnsville, Minn.)	2005-08	Calvin Engelstad (Hallock, Minn.)	1948-50	Jon Waibel (Baudette, Minn.)	2000-04
	Adam Hauser (Bovey, Minn.)	1998-2002	#3		Ryan Trebil (Bloomington, Minn.)	1997-2000
	Robb Stauber (Duluth, Minn.)	1986-89	Robbie Stucker (St. Paul, Minn.)	2018-21	Dan Trebil (Bloomington, Minn.)	1992-96
	Frank Pietrangelo (Port Robinson, Ont.)	1982-86	Jack Glover (Golden Valley, Minn.)	2014-18	Nick Gerebi (Roseville, Minn.)	1989-92
	James Jetland (Grand Rapids, Minn.)	1979-82	Blake Thompson (Eden Prairie, Minn.)	2012-13	Steve Orth (St. Cloud, Minn.)	1984-88
	Steve Janaszak (White Bear Lake, Minn.)	1975-79	Chris Student (Edina, Minn.)	2011	Gary Shopek (Minneapolis, Minn.)	1983-84
	William Moen (Proctor, Minn.)	1974-75	Sam Lofquist (Somerset, Wis.)	2008-09	Steve Schoen (New Hope, Minn.)	1981-83
	Brad Shelstad (Minneapolis, Minn.)	1970-74	Chris Harrington (St. Cloud, Minn.)	2002-06	Michael Knoke (Minneapolis, Minn.)	1979-81
	Ronald Docken (Minneapolis, Minn.)	1967-70	Jordan Leopold (Golden Valley, Minn.)	1998-2002	Joseph Baker (White Bear Lake, Minn.)	1974-79
	Peter Roussopoulos (West St. Paul, Minn.)	1966-67	Michael McAlpine (South St. Paul, Minn.)	1992-94	John Thoenke (Roseville, Minn.)	1970-72
	Al Wiederhold (St. Paul, Minn.)	1965-66	David Norqual (St. Paul, Minn.)	1990-91	Patrick Westrum (Minneapolis, Minn.)	1968-70
	Charles Holt (Minneapolis, Minn.)	1965-67	Jeff Pauletti (Hastings, Minn.)	1986-90	Donald Fraser (Toronto, Ont.)	1967-68
	James Anderson (Minneapolis, Minn.)	1965-66	Wally Chapman (Edina, Minn.)	1983-86	Richard Chopp (Grand Rapids, Minn.)	1966-67
	Tom Hoff (Minneapolis, Minn.)	1964-65	Brian Zins (Hoyt Lakes, Minn.)	1980-83	William Suss (Minneapolis, Minn.)	1965-66
	Gary McAlpine (South St. Paul, Minn.)	1963-64	Steve Pepper (Edina, Minn.)	1977-80	Richard Bloom (Warroad, Minn.)	1963-65
	John Lothrop (Coleraine, Minn.)	1963-66	Joe Micheletti (Hibbing, Minn.)	1974-77	David Brooks (St. Paul, Minn.)	1962-63
	James Boosalis (Minneapolis, Minn.)	1963-64	Bill Butters (White Bear Lake, Minn.)	1970-73	James Nyholm (Minneapolis, Minn.)	1961-62
	Roger Groth (St. Paul, Minn.)	1962-63	Steve Ross (International Falls, Minn.)	1967-70	Richard Alm (Minneapolis, Minn.)	1960-61
	William Fabian (St. Paul, Minn.)	1962-63	Donald Fraser (Toronto, Ont.)	1966-67	Richard Young (North St. Paul, Minn.)	1959-60
	Michael Larson (St. Paul, Minn.)	1961-62	Doug Woog (South St. Paul, Minn.)	1963-66	Herb Brooks (St. Paul, Minn.)	1958-59
	Ronald Braatz (St. Paul, Minn.)	1961-62	Gary Schmalzbauer (St. Paul, Minn.)	1962-63	Marvin Jorde (Thief River Falls, Minn.)	1955-58
	Charles Steinweg (Edina, Minn.)	1959-62	Gerald Westby (Minneapolis, Minn.)	1959-62	Bruce Shutte (Eveleth, Minn.)	1953-55
	Dick Gaudette (Minneapolis, Minn.)	1958-59	Larry Alm (Minneapolis, Minn.)	1956-59	Russell Strom (Duluth, Minn.)	1951-52
	Mike Doyle (Minneapolis, Minn.)	1957-61	George Jetty (Hibbing, Minn.)	1953-56	Gordon Watters (Winnipeg, Man.)	1950-51
	Charles Holmes (Minneapolis, Minn.)	1956-57	Charles Kyle Peterson (St. Paul, Minn.)	1951-53	Henry Adams (Minneapolis, Minn.)	1949-50
	Don Vaia (Hibbing, Minn.)	1954-57, 58-59	Robert Nyhus (Duluth, Minn.)	1950-51	Roland DePaul (Eveleth, Minn.)	1948-49
	Jack McCartan (St. Paul, Minn.)	1954-58	Dennis Bergman (Winnipeg, Man.)	1948-49	#6	
	Fred Pulicchio (Int'l Falls, Minn.)	1953-55, 57-58	#4		Mike Koster (Chaska, Minn.)	2020-22
	Warren Strelow (St. Paul, Minn.)	1952-53	Ben Brinkman (Edina, Minn.)	2018-22	Clayton Phillips (Edina, Minn.)	2017-18
	Jim Mattson (St. Louis Park, Minn.)	1951-55	Steve Johnson (Excelsior, Minn.)	2014-18	Ryan Collins (Bloomington, Minn.)	2014-17
	Lawrence Ross (Duluth, Minn.)	1951-52	Seth Helgeson (Faribault, Minn.)	2009-13	Jake Parenteau (Shafer, Minn.)	2010-14
	George McCormack (Fort William, Ont.)	1951-52	Stu Bickel (Chanhausen Minn.)	2007-08	R.J. Anderson (Lino Lakes, Minn.)	2005-09
	Robert Moran (Minneapolis, Minn.)	1950-51	Erik Johnson (Bloomington, Minn.)	2006-07	Judd Stevens (Wayzata, Minn.)	2001-05
	Kenneth Austin (Roseau, Minn.)	1948-49	P.J. Atherton (Edina, Minn.)	2002-06	Brad Timmons (Circle Pines, Minn.)	1998-99
#2			Dylan Mills (Duluth, Minn.)	1997-2001	Charlie Wasley (Edina, Minn.)	1992-96
	Jackson LaCombe (Eden Prairie, Minn.)	2020-	Brian LaFleur (Bloomington, Minn.)	1994-97	Andrew Mills (Minneapolis, Minn.)	1990-92
	Tyler Nanne (Edina, Minn.)	2019-20	Chris McAlpine (Roseville, Minn.)	1990-94	Lance Pitlick (New Hope, Minn.)	1986-90
	Jack Sadek (Lakeville, Minn.)	2015-19	Bill Nelson (White Bear Lake, Minn.)	1984-89	Tony Kellin (Grand Rapids, Minn.)	1985-86
	Brady Skjei (Lakeville, Minn.)	2012-15	Robert Alexander (Apple Valley, Minn.)	1983-84	Tom Parenteau (North St. Paul, Minn.)	1981-85
	Kevin Wehrs (Plymouth, Minn.)	2007-11	Gino Peluso (Pengilly, Minn.)	1979-83	Michael Meadows (Hibbing, Minn.)	1979-81
	Peter Kennedy (Brookfield, N.S.)	2002-06	Michael Ramsey (Minneapolis, Minn.)	1978-79	Bill Baker (Grand Rapids, Minn.)	1975-79
	Mark Nenovich (Plymouth, Minn.)	1998-2001	Robin Larson (Roseville, Minn.)	1974-78	Les Augé (St. Paul, Minn.)	1971-75
	Greg Zwakman (Edina, Minn.)	1992-96	Frank Sanders (North St. Paul, Minn.)	1968-71	Walter Olds (Baudette, Minn.)	1968-71
	Sean Fabian (St. Paul, Minn.)	1987-92	Charles Norby (Grand Forks, N.D.)	1966-68	Patrick Dufour (St. Louis Park, Minn.)	1966-68
	Barry Nelson (Willmar, Minn.)	1985-87	Frank Zywiec (St. Paul, Minn.)	1963-66	Bruce Larson (St. Paul, Minn.)	1963-66
	Tom Ward (Richfield, Minn.)	1983-85	James Westby (Minneapolis, Minn.)	1961-63	Len Lilyholm (Robbinsdale, Minn.)	1960-63
	Eric Lempe (Grand Rapids, Minn.)	1982-83	Dale Olson (Roseau, Minn.)	1960-61	Roger Benson (Winona, Minn.)	1956-58
	Scott Richart (New Brighton, Minn.)	1980-83	Gerald Melynchuk (Fort Frances, Ont.)	1957-60	James Rantz (St. Paul, Minn.)	1957-60
	John Muskat (Duluth, Minn.)	1980-82	Bill Swanson (Minneapolis, Minn.)	1954-55, 56-57	Richard Johnson (Minneapolis, Minn.)	1954-56
	Peter Hayek (Robbinston, Minn.)	1976-80	Ken Yackel, Sr. (St. Paul, Minn.)	1951-53	Dick Dougherty (International Falls, Minn.)	1951-54
	Brad Morrow (Anoka, Minn.)	1973-76	Leo Goslin (Minneapolis, Minn.)	1950-51	Calvin Engelstad (Hallock, Minn.)	1950-51
	Bruce McIntosh (Eden Prairie, Minn.)	1969-71	John O'Brien (Winnipeg, Man.)	1948-49	James Alley (Roseau, Minn.)	1948-49
	Donald Fraser (Toronto, Ont.)	1968-69	#5		#7	
	Richard Paradise (St. Paul, Minn.)	1965-68	Matt Denman (Prior Lake, Minn.)	2018-22	Aaron Huglen (Roseau, Minn.)	2021-
	Jerry Edman (Cloquet, Minn.)	1964-65	Ryan Lindgren (Minneapolis, Minn.)	2016-2018	Brannon McManus (Newport Beach, Calif.)	2017-21
	David Metzgen (South St. Paul, Minn.)	1963-64	Mike Reilly (Chanhausen, Minn.)	2012-15	Kyle Rau (Eden Prairie, Minn.)	2011-15
	Lou Nanne (Sault Ste. Marie, Ont.)	1960-63			Patrick White (Grand Rapids, Minn.)	2007-11

ALL-TIME NUMBERS

Gino Guyer (Coleraine, Minn.)	2002-06
Erik Westrum (Apple Valley, Minn.)	1998-2001
Ryan Kraft (Moorhead, Minn.)	1994-98
Darby Hendrickson (Richfield, Minn.)	1991-93
Thomas Pederson (Bloomington, Minn.)	1988-91
Paul Broten (Roseau, Minn.)	1985-88
Richard Erdall (Minneapolis, Minn.)	1981-85
Neal Broten (Roseau, Minn.)	1980-81
Scott Lynch (North St. Paul, Minn.)	1979-80
Rob McClanahan (St. Paul, Minn.)	1976-79
Donald Madson (Grand Rapids, Minn.)	1975-76
Michael Polich (Hibbing, Minn.)	1971-75
Ronald Peltier (St. Paul, Minn.)	1968-71
Greg Hughes (St. Paul, Minn.)	1966-68
Charles Norby (Grand Forks, N.D.)	1965-66
Larry Stordahl (Roseau, Minn.)	1961-65
Robert Wasko (St. Paul, Minn.)	1959-60
Doug Larson (Minneapolis, Minn.)	1958-59
Terry Bartholome (St. Louis Park, Minn.)	1956-58
Ken Wellen (Roseau, Minn.)	1955-57
John Delaney (White Bear Lake, Minn.)	1954-55
Ben Maloney (St. Paul, Minn.)	1953-54
Don Antonuk (Calgary, Alta.)	1951-52
Edwin Broughton (Roseau, Minn.)	1950-51

#8

Number retired in honor of John Mayasich

Brett Abrahamson (Oakdale, Minn.)	1995-98
Joseph Pankratz (Bloomington, Minn.)	1994-95
Eric Means (Rochester, Minn.)	1991-94
Ken Germander (Coleraine, Minn.)	1987-91
Eric Lempe (Grand Rapids, Minn.)	1983-84
Corey Millen (Cloquet, Minn.)	1982-83, 84-87
David Dillon (Bloomington, Minn.)	1979-82
Perry Ardito (Sault Ste. Marie, Ont.)	1977-79
Randy Lucas (St. Paul Park, Minn.)	1976-77
Tony Dorn (Thief River Falls, Minn.)	1974-76
Dick Spannbauer (St. Paul, Minn.)	1972-74
Doug Peltier (St. Paul, Minn.)	1969-72
Craig Sarner (North St. Paul, Minn.)	1968-69
Gary Gambucci (Hibbing, Minn.)	1965-68
Patrick Furlong (Hibbing, Minn.)	1963-65
James Stordahl (Roseau, Minn.)	1961-63
Larry Johnson (Edina, Minn.)	1960-61
Mervyn Meredith (Minneapolis, Minn.)	1959-60
Richard Alm (Minneapolis, Minn.)	1958-60
Bob Turk (St. Paul, Minn.)	1955-58
John Mayasich (Eveleth, Minn.)	1951-55
John Amatuzio (Duluth, Minn.)	1950-51
Howard Johnson (St. Paul, Minn.)	1948-49

#9

Sammy Walker (Edina, Minn.)	2018-22
Mike Szmatala (Commerce Twp, Mich.)	2016-18
Ryan Reilly (Chanhassen, Minn.)	2012-16
Taylor Matson (Mound, Minn.)	2008-12
Kyle Okposo (St. Paul, Minn.)	2006-08
Andy Sertich (Coleraine, Minn.)	2002-06
John Pohl (Red Wing, Minn.)	1998-2002
Casey Hankinson (Edina, Minn.)	1994-98
Joe Dziedzic (Minneapolis, Minn.)	1990-94
Peter Hankinson (Edina, Minn.)	1986-90
Tom Chorske (Minneapolis, Minn.)	1985-86

Mike Guentzel (Marble, Minn.)	1984-85
Steve MacSwain (Anchorage, Alaska)	1983-84
Ben Belde (St. Paul, Minn.)	1980-83
Tim Harrer (Bloomington, Minn.)	1976-80
Tom Youngmans (St. Paul, Minn.)	1974-76
Craig Sarner (North St. Paul, Minn.)	1969-71
Peter Fichuk (International Falls, Minn.)	1966-69
Lorne Grosso (Sault Ste. Marie, Ont.)	1964-66
Dean Carlson (Mineapolis, Minn.)	1963-64
Tom Morse (International Falls, Minn.)	1962-63
Richard Young (North St. Paul, Minn.)	1960-62
Jerry Norman (Eveleth, Minn.)	1958-59
Herb Brooks (St. Paul, Minn.)	1956-58
Ray Karnuth (St. Paul, Minn.)	1955-56
Peter Passolt (Minneapolis, Minn.)	1954-55
Jack Delaney (White Bear Lake, Minn.)	1953-54
Richard Hedenstrom (St. Paul, Minn.)	1952-53
George Keys (St. Paul, Minn.)	1951-52
Earl Glidden (Hallock, Minn.)	1950-51
Robert Harris (Roseau, Minn.)	1948-50

#10

Tristan Broz (Bloomington, Minn.)	2021-22
Brent Gates Jr. (Grand Rapids, Mich.)	2015-19
Ben Marshall (Mahtomedi, Minn.)	2011-15
Aaron Ness (Roseau, Minn.)	2008-11
Alex Goligoski (Grand Rapids, Minn.)	2004-07
Paul Martin (Elk River, Minn.)	2000-03
Mike Anderson (Bloomington, Minn.)	1995-99
Scott Bell (Inver Grove Hts, Minn.)	1990-93, 94-95
Randy Skarda (West St. Paul, Minn.)	1986-89
Tom Ward (Richfield, Minn.)	1985-86
Paul Broten (Roseau, Minn.)	1984-85
Scott Knutson (Roosevelt, Minn.)	1982-84
Paul Butters (Rochester, Minn.)	1981-82
Aaron Broten (Roseau, Minn.)	1979-81
Eric Strobel (Rochester, Minn.)	1976-79
Warren Miller (South St. Paul, Minn.)	1973-76
James Ebbitt (Montreal, Que.)	1970-71
Larry Paradise (St. Paul, Minn.)	1967-70
Jerry Troioen (St. Paul, Minn.)	1966-67
Jack Thoemke (Roseville, Minn.)	1965-66
Roy Nystrom (Eveleth, Minn.)	1963-65
David Metzen (South St. Paul, Minn.)	1962-63
William Ramsay (Minneapolis, Minn.)	1961-62
James Stordahl (Roseau, Minn.)	1960-61
Stuart Anderson (St. Paul, Minn.)	1958-60
Mike Pearson (Fort Frances, Ont.)	1955-58
James Carroll (White Bear Lake, Minn.)	1954-55
Bob Johnson (Minneapolis, Minn.)	1952-54
William Newman (Portage la Prairie, Man.)	1951-52
George Keys (St. Paul, Minn.)	1950-51
Ken Troumbly (Taconite, Minn.)	1948-50

#11

Jonny Sorenson (St. Louis Park, Minn.)	2019-22
Luke Notermann (Blaine, Minn.)	2016-18
Nick Seeler (Eden Prairie, Minn.)	2015-16
Sam Warning (Chesterfield, Mo.)	2011-15
Mike Hoefel (North Oaks, Minn.)	2007-11
Nate Hagemo (Edina, Minn.)	2004-06
Dan Welch (Hastings, Minn.)	2002-03
Erik Wendell (Brooklyn Park, Minn.)	1998-2002

Dave Spehar (Duluth, Minn.)	1996-98
Bobby Dustin (Roseville, Minn.)	1992-96
Dean Williamson (Edina, Minn.)	1988-90
Todd Okerlund (Burnsville, Minn.)	1983-87
Steve Griffith (Roseville, Minn.)	1979-83
Steve Christoff (Richfield, Minn.)	1976-79
Patrick Phippen (Roseville, Minn.)	1973-76
James Gambucci (Grand Forks, N.D.)	1970-73
Richard Yurich (Sault Ste. Marie, Ont.)	1968-70
Robert Shattuck (St. Paul, Minn.)	1965-68
Richard Haigh (St. Paul, Minn.)	1963-65
Gary Bloedel (St. Paul, Minn.)	1962-63
Larry Smith (Minneapolis, Minn.)	1959-62
Wayne Meredith (Minneapolis, Minn.)	1958-60
Dick Burg (Minneapolis, Minn.)	1955-58
Dick Meredith (Minneapolis, Minn.)	1951-55
Ruben Bjorkman (Roseau, Minn.)	1950-51
John Bonner (Virginia, Minn.)	1948-50

#12

Joey Maroonay (Chaska, Minn.)	2016-20
Mike Szmatala (Commerce Twp, Mich.)	2015-16
Nick Seeler (Eden Prairie, Minn.)	2014-15
Justin Holl (Tonka Bay, Minn.)	2010-14
Tony Lucia (Plymouth, Minn.)	2006-10
Matt Koalska (St. Paul, Minn.)	2000-01
Doug Meyer (Bloomington, Minn.)	1998-2000
Rico Pagel (Minnetonka, Minn.)	1996-97
Jason Seils (St. Paul, Minn.)	1994-96
Brian La Fleur (Bloomington, Minn.)	1993-94
Cory Laylin (St. Cloud, Minn.)	1988-92
David Grannis (South St. Paul, Minn.)	1984-88
David Preuss (White Bear Lake, Minn.)	1981-84
Michael Reilly (Roseville, Minn.)	1979-81
Phil Verchota (Duluth, Minn.)	1975-79
Paul Holmgren (St. Paul, Minn.)	1974-75
Michael Antonovich (Calumet, Minn.)	1969-72
Michael Kurtz (St. Paul, Minn.)	1968-69
John Jesky (St. Paul, Minn.)	1967-69
Michael Crupi (St. Paul, Minn.)	1965-67
Craig Falkman (St. Paul, Minn.)	1963-65
Richard Kasner (Minneapolis, Minn.)	1962-63
Don Norquay (St. Paul, Minn.)	1961-62
Jerry Norman (Eveleth, Minn.)	1960-61
Dave Rovick (Minneapolis, Minn.)	1958-60
Dave Rodda (Eveleth, Minn.)	1955-58
Gary Bergseng (Minneapolis, Minn.)	1954-55
Wendell Anderson (St. Paul, Minn.)	1952-54
Frank Larson (St. Paul, Minn.)	1950-52
Jerry Lindgard (Hallock, Minn.)	1948-49

#13

Cullen Munson (Edina, Minn.)	2017-21
Taylor Cammarata (Plymouth, Minn.)	2013-17
Nico Sacchetti (Virginia, Minn.)	2008-12
Ben Gordon (International Falls, Minn.)	2004-08
Keith Ballard (Baudette, Minn.)	2001-04
Nate Miller (Anoka, Minn.)	1996-2000
Jay Moser (Cottage Grove, Minn.)	1994-96
Brandon Steege (Burnsville, Minn.)	1991-94
Craig Johnson (St. Paul, Minn.)	1990-91
Craig Mack (East Grand Forks, Minn.)	1984-87
James MacKay (Pembina, N.D.)	1965-66

ALL-TIME NUMBERS

William Ronning (Minneapolis, Minn.) 1964-65
 Richard Swenson (Minneapolis, Minn.) 1963-64
 Tom McCoy (Minneapolis, Minn.) 1961-63
 Oscar Mahle (International Falls, Minn.) 1960-61
 Roger Bertelson (St. Paul, Minn.) 1957-58
 Bob Nyhus (Duluth, Minn.) 1949-50

#14

Brock Faber (Maple Grove, Minn.) 2020-
 Garrett Wait (Edina, Minn.) 2018-19
 Curt Simonson (Grand Rapids, Minn.) 2015-17
 Tom Serratore (Colorado Springs, Colo.) 2010-14
 Justin Bostrom (Vadnais Heights, Minn.) 2005-09
 Jake Taylor (Byron, Minn.) 2003-04
 Chad Roberg (Duluth, Minn.) 1999-03
 Cory Miller (Bloomington, Minn.) 1996-99
 Wyatt Smith (Warroad, Minn.) 1995-96
 Craig Johnson (St. Paul, Minn.) 1991-93
 Trent Klatt (Osseo, Minn.) 1989-91
 Jay Cates (Stillwater, Minn.) 1985-88
 Sean Regan (North St. Paul, Minn.) 1984-85
 John LaBatt (Minnetonka, Minn.) 1983-84
 Butsy Erickson (Roseau, Minn.) 1979-83
 Neal Broten (Roseau, Minn.) 1978-79
 Mark Lambert (St. Paul, Minn.) 1974-78
 Thomas Sathre (Minneapolis, Minn.) 1970-71
 Michael Kurtz (St. Paul, Minn.) 1969-70
 Scott Buchan (White Bear Lake, Minn.) 1968-69
 David Roddy (Bloomington, Minn.) 1967-68
 Keith Bolin (International Falls, Minn.) 1966-67
 Greg Hughes (St. Paul, Minn.) 1965-66
 Gary Hokanson (Warroad, Minn.) 1963-65
 Craig Falkman (St. Paul, Minn.) 1962-63
 Gary Schmalzbauer (St. Paul, Minn.) 1960-62
 Larry Johnson (Edina, Minn.) 1959-60
 Roger Benson (Winona, Minn.) 1958-59
 John Delmore (Roseau, Minn.) 1956-58
 Terry Bartholome (St. Louis Park, Minn.) 1955-56
 Jack Knip (Minneapolis, Minn.) 1954-55
 Jack Monahan (Minneapolis, Minn.) 1953-54
 Peter Steuerwald (Taconite, Minn.) 1952-53
 John Reidhead (Wayzata, Minn.) 1951-52
 James Sedin (St. Paul, Minn.) 1950-51

#15

Rem Pitlick (Plymouth, Minn.) 2016-19
 A.J. Michaelson (Apple Valley, Minn.) 2012-16
 Joe Miller (Plymouth, Minn.) 2008-12
 Mike Vannelli (St. Paul, Minn.) 2003-07
 Mike Erickson (Eden Prairie, Minn.) 2001-02
 Stuart Senden (Alexandria, Minn.) 1997-2001
 Ryan Trebil (Bloomington, Minn.) 1996-97
 Clint Johnson (Duluth, Minn.) 1994-95
 Steve Magnusson (Dayton, Minn.) 1991-94
 Jake Enebak (Northfield, Minn.) 1988-91
 Christopher May (Minneapolis, Minn.) 1986-88
 Eric Lempe (Grand Rapids, Minn.) 1984-86
 James Malwitz (Grand Rapids, Minn.) 1981-84
 David Terwilliger (Edina, Minn.) 1977-81
 Tom Vannelli (St. Paul, Minn.) 1974-77
 Donald Dumais (Silver Bay, Minn.) 1969-72
 Richard Nelson (Grand Forks, N.D.) 1968-69
 Tom Phillips (Minneapolis, Minn.) 1967-68

John Dale (St. Paul, Minn.) 1964-67
 Ron Constantine (Eveleth, Minn.) 1960-63
 Roger Rovick (Minneapolis, Minn.) 1958-60
 William Pedersen (St. Paul, Minn.) 1957-58
 Chet Lundsten (Williams, Minn.) 1955-57
 Herbert Sellars (Hibbing, Minn.) 1954-55
 Bill McKenzie (Virginia, Minn.) 1953-54
 James Tschida (Minneapolis, Minn.) 1951-53
 Charles Massie (Minneapolis, Minn.) 1950-51

#16

Colin Schmidt (Wayzata, Minn.) 2020-
 Jack Ramsey (Chanhassen, Minn.) 2015-19
 Nate Condon (Wausau, Wis.) 2010-14
 Mike Carman (Apple Valley, Minn.) 2006-10
 Ryan Potulny (Grand Forks, N.D.) 2003-06
 Nick Anthony (Faribault, Minn.) 1999-2003
 Tom Nevers (Edina, Minn.) 1995-96
 Brandon Steege (Burnsville, Minn.) 1994-95
 John Brill (Grand Rapids, Minn.) 1989-93
 Todd Richards (Crystal, Minn.) 1985-89
 Roger Bowe (Lauderdale, Minn.) 1983-85
 Tom Ward (Richfield, Minn.) 1982-83
 Mark Huglen (Roseau, Minn.) 1980-82
 Paul Lundeen (Minneapolis, Minn.) 1979-80
 Dean Blais (International Falls, Minn.) 1969-73
 David Roddy (Bloomington, Minn.) 1968-69
 Richard Yurich (Sault Ste. Marie, Ont.) 1967-68
 James Branch (Richfield, Minn.) 1964-67
 James Anderson (Minneapolis, Minn.) 1963-64
 Roy Nystrom (Eveleth, Minn.) 1962-63
 David Metzen (South St. Paul, Minn.) 1961-62
 Dale Rasmussen (Minneapolis, Minn.) 1959-61
 Roger Benson (Winona, Minn.) 1959-60
 Gary Alm (Minneapolis, Minn.) 1955-56, 57-59
 Stan Hubbard (Minneapolis, Minn.) 1953-54
 Charles Logan (Minneapolis, Minn.) 1951-52
 Russell Strom (Duluth, Minn.) 1949-51
 James Sedin (St. Paul, Minn.) 1948-49

#17

Tommy Novak (River Falls, Wis.) 2015-19
 Seth Ambroz (New Prague, Minn.) 2011-15
 Jacob Cepis (Parma, Ohio) 2009-11
 Blake Wheeler (Plymouth, Minn.) 2005-08
 Garrett Smaagaard (Eden Prairie, Minn.) 2001-05
 Evan Kaufmann (Plymouth, Minn.) 1996-99
 David Larson (St. Paul, Minn.) 1992-96
 Larry Olimb (Warroad, Minn.) 1988-92
 Tom Chorske (Minneapolis, Minn.) 1986-87
 John Labatt (Minnetonka, Minn.) 1984-86
 Sean Regan (North St. Paul, Minn.) 1983-84
 Wally Chapman (Edina, Minn.) 1982-83
 Brian Thoresen (Minnetonka, Minn.) 1981-82
 Paul Lundeen (Minneapolis, Minn.) 1980-81
 Don Micheletti (Hibbing, Minn.) 1976-80
 Russell Anderson (Minneapolis, Minn.) 1974-76
 Steve Hall (Minneapolis, Minn.) 1968-71
 James Johnson (Minneapolis, Minn.) 1967-68
 Dennis Zacho (White Bear Lake, Minn.) 1966-67
 Bruce Melander (Minneapolis, Minn.) 1964-66
 Michael Alm (Minneapolis, Minn.) 1963-65
 John Delmore (Roseau, Minn.) 1961-62

Larry Smith (Minneapolis, Minn.) 1958-59
 Stuart Anderson (St. Paul, Minn.) 1957-58
 Robert Schmidt (St. Paul, Minn.) 1954-57
 Gene Campbell (Minneapolis, Minn.) 1951-54
 Melvin Peterson (Eveleth, Minn.) 1950-51
 Ruben Bjorkman (Roseau, Minn.) 1948-49

#18

Mason Nevers (Edina, Minn.) 2020-
 Clayton Phillips (Edina, Minn.) 2018-19
 Leon Bristedt (Stockholm, Sweden) 2014-18
 Christian Horn (Plymouth, Minn.) 2012-13
 Nick Larson (Stillwater, Minn.) 2008-12
 Jim O'Brien (Maplewood, Minn.) 2006-07
 Kris Chucko (Burnaby, B.C.) 2004-06
 Grant Potulny (Grand Forks, N.D.) 2000-04
 Aaron Miskovich (Grand Rapids, Minn.) 1997-98
 Andy Brink (Bemidji, Minn.) 1993-96
 John O'Connell (Apple Valley, Minn.) 1991-93
 Jeff Nielsen (Grand Rapids, Minn.) 1990-91
 Dave Snuggerd (Minnetonka, Minn.) 1985-87, 88-89
 William Yon (Roseau, Minn.) 1981-85
 Steve Ulseth (Roseville, Minn.) 1977-81
 Tom Gorence (St. Paul, Minn.) 1975-77
 James McCoy (Colorado Springs, Colo.) 1973-75
 James Knutson (Edina, Minn.) 1969-73
 Mark Barbato (Hibbing, Minn.) 1968-69
 Scott Buchan (White Bear Lake, Minn.) 1967-68
 Jerry Christenson (Lauderdale, Minn.) 1966-67
 Tom Toebe (Roseville, Minn.) 1964-66
 Rolf Vignes (St. Paul, Minn.) 1964-65
 William Ramsay (Minneapolis, Minn.) 1962-64
 Wayne Meredith (Minneapolis, Minn.) 1960-62
 Murray Williamson (Winnipeg, Man.) 1956-59
 Ken Yackel, Sr. (St. Paul, Minn.) 1954-56
 Parker Stroem (Hallock, Minn.) 1952-53
 Pete Steuerwald (Taconite, Minn.) 1951-52
 Donald Bodin (Duluth, Minn.) 1950-51
 Ruben Bjorkman (Roseau, Minn.) 1949-50
 Bud Frick (Winnipeg, Man.) 1948-49

#19

Scott Reedy (Prior Lake, Minn.) 2017-21
 Vinni Lettieri (Excelsior, Minn.) 2013-17
 Erik Haula (Pori, Finland) 2010-13
 Jordan Schroeder (Prior Lake, Minn.) 2008-10
 Evan Kaufmann (Plymouth, Minn.) 2006-08
 Danny Irmen (Fargo, N.D.) 2003-06
 Matt DeMarchi (Bemidji, Minn.) 1999-2003
 Reggie Berg (Anoka, Minn.) 1995-99
 Justin McHugh (Minnetonka, Minn.) 1991-95
 Ben Hankinson (Edina, Minn.) 1987-91
 Steve MacSwain (Anchorage, Alaska) 1985-87
 Tony Kellin (Grand Rapids, Minn.) 1982-85
 Kevin Hartzell (St. Paul, Minn.) 1978-82
 Robert Fish (Warroad, Minn.) 1975-78
 Robert Harris (Roseau, Minn.) 1971-75
 Bart Buetow (St. Paul, Minn.) 1969-72
 James Ebbitt (Montreal, Que.) 1969-70
 William Klatt (St. Paul, Minn.) 1966-69
 Barry Bloomgren (Richfield, Minn.) 1965-66
 John Torrell (Eveleth, Minn.) 1964-65
 Lorne Grosso (Sault Ste. Marie, Ont.) 1963-64

ALL-TIME NUMBERS

Dave Brooks (St. Paul, Minn.)	1960-62	Dick Johnson (Minneapolis, Minn.)	1953-54	Timothy Rainey (Bloomington, Minn.)	1975-77
Myron Grafstrom (Roseau, Minn.)	1957-60	George Roehrdanz (Minneapolis, Minn.)	1952-53	Buzz Schneider (Babbitt, Minn.)	1973-75
Earl Glidden (Hallock, Minn.)	1951-52	Jerome Reichel (Minneapolis, Minn.)	1951-52	Bruce Carlson (Edina, Minn.)	1970-74
Jerome Reichel (Minneapolis, Minn.)	1950-51	Kyle Peterson (Minneapolis, Minn.)	1950-51	Melvin Peterson (Eveleth, Minn.)	1949-50
Robert Moran (Minneapolis, Minn.)	1949-50				
John McEwen (Port Arthur, Ont.)	1948-49				
#20		#22		#25	
Ryan Zuhlsdorf (Edina, Minn.)	2016-20	Bryce Brodzinski (Blaine, Minn.)	2019-	Jack Perbix (Elk River, Minn.)	2019-22
Michael Brodzinski (Ham Lake, Minn.)	2013-16	Tyler Sheehy (Burnsville, Minn.)	2015-19	Justin Kloos (Lakeville, Minn.)	2013-17
Mark Alt (St. Paul, Minn.)	2010-13	Travis Boyd (Hopkins, Minn.)	2011-15	Drew Fisher (International Falls, Minn.)	2007-09
David Fischer (Apple Valley, Minn.)	2006-10	Max Gardiner (Edina, Minn.)	2010-11	Jerrid Reinholz (Ramsey, Minn.)	2002-05
Evan Kaufmann (Plymouth, Minn.)	2004-06	Ryan Flynn (Lino Lakes, Minn.)	2006-10	Pat O'Leary (Plymouth, Minn.)	1998-2002
Joev Martin (Rogers, Minn.)	2000-04	Brent Borgen (Mahtomedi, Minn.)	2004-06	Brent Godbout (Woodbury, Minn.)	1993-95, 96-98
Shawn Roed (White Bear Lake, Minn.)	1999-2000	Jeff Taffe (Hastings, Minn.)	1999-2002	Matthew Steljes (Osseo, Minn.)	1992-93
Mike Crowley (Bloomington, Minn.)	1994-97	Ben Clymer (Bloomington, Minn.)	1996-98	Peter Helgeson (Roseau, Minn.)	1991-92
Jeff Nielsen (Grand Rapids, Minn.)	1991-94	Jesse Bertogliati (Cloquet, Minn.)	1992-96	Paul Schwab (Crookston, Minn.)	1990-91
Lance Werness (Burnsville, Minn.)	1987-91	Trent Klatt (Osseo, Minn.)	1991-92	Scott Bloom (Burnsville, Minn.)	1987-90
Blaine Rude (Fergus Falls, Minn.)	1986-87	Grant Bischoff (Grand Rapids, Minn.)	1987-91	Gary Shopek (Minneapolis, Minn.)	1984-87
Michael Anderson (Maplewood, Minn.)	1982-86	Michael Luckraft (Burnsville, Minn.)	1985-87	Steve Orth (St. Cloud, Minn.)	1983-84
Jeff Teal (Rochester, Minn.)	1978-82	Craig Mack (East Grand Forks, Minn.)	1983-84	Michael Harrer (Bloomington, Minn.)	1981-83
James Boo (Mahtomedi, Minn.)	1975-78	Thomas Hirsch (Minneapolis, Minn.)	1981-83	Brian Zins (Hoyt Lakes, Minn.)	1978-80
Tom Dahlheim (Bloomington, Minn.)	1972-75	Brad Doshan (Hastings, Minn.)	1977-81	Daniel Bonk (South St. Paul, Minn.)	1975-78
John Harris (Roseau, Minn.)	1970-74	Ken Yackel, Jr. (South St. Paul, Minn.)	1974-77	Michael Virant (Aurora, Minn.)	1972-75
Thomas Sathre (Minneapolis, Minn.)	1969-70	Mark Barbato (Hibbing, Minn.)	1969-71		
Robert Gustafson (Edina, Minn.)	1968-69	Jerry Norman (Eveleth, Minn.)	1959-60	#26	
Patrick Westrum (Minneapolis, Minn.)	1967-68	Richard Young (North St. Paul, Minn.)	1958-59	Carl Fish (St. Paul, Minn.)	2020-
William Suss (Minneapolis, Minn.)	1966-67	John Newkirk (Minneapolis, Minn.)	1955-58	Darian Romanko (Shoreview, Minn.)	2015-19
Mark Ryman (Minneapolis, Minn.)	1963-66	Rodney Magnuson (St. Paul, Minn.)	1954-55	Christian Isackson (West St. Paul, Minn.)	2011-15
Richard Bloom (Warroad, Minn.)	1962-63	Jack Erickson (Thief River Falls, Minn.)	1953-54	Jay Barriball (Prior Lake, Minn.)	2006-11
Tom Morse (International Falls, Minn.)	1960-62	Linder Peterson (Minneapolis, Minn.)	1952-54	Phil Kessel (Madison, Wis.)	2005-06
Elmer Walls (International Falls, Minn.)	1958-59	James Sedin (St. Paul, Minn.)	1949-50	Thomas Vanek (Graz, Austria)	2002-04
Dave Watts (Oldwick, N.J.)	1957-58			Nick Angell (Duluth, Minn.)	1998-2002
Bob Meredith (Minneapolis, Minn.)	1953-56	#23		Jason Godbout (Woodbury, Minn.)	1995-98
Wendell Anderson (St. Paul, Minn.)	1951-52	Ryan Johnson (Irvine, Calif.)	2019-	James Hillman (Blaine, Minn.)	1992-94
Leonard Johnson (Minneapolis, Minn.)	1950-51	Ryan Norman (Maplewood, Minn.)	2015-19	Jason Miller (Bloomington, Minn.)	1987-91
Robert Fleming (Winnipeg, Man.)	1948-49	Jared Larson (Apple Valley, Minn.)	2010-2013	Scott Bloom (Burnsville, Minn.)	1986-87
		Josh Birkholz (Maple Grove, Minn.)	2009-10	Pat Micheletti (Hibbing, Minn.)	1982-86
		Tyler Hirsch (Bloomington, Minn.)	2002-06	Jeff Langevin (St. Paul, Minn.)	1980-82
		Dan Welch (Hastings, Minn.)	1999-2000, 01-02	Wayne Larson (Minneapolis, Minn.)	1977-80
		Dan Woog (St. Paul, Minn.)	1992-97	Reed Larson (Minneapolis, Minn.)	1974-77
		Doug Zmolek (Rochester, Minn.)	1989-91		
		Frank Gersich (Duluth, Minn.)	1986-88	#27	
		Roger Bowe (Lauderdale, Minn.)	1985-86	Blake McLaughlin (Grand Rapids, Minn.)	2018-22
		Tom Rothstein (Grand Rapids, Minn.)	1980-85	Mitch Rogge (Eden Prairie, Minn.)	2014-17
		John Meredith (Minneapolis, Minn.)	1976-80	Gabe Guertler (Fort Lauderdale, Fla.)	2013-14
		Bryan Fredrickson (Minneapolis, Minn.)	1973-76	Nick Bjugstad (Blaine, Minn.)	2010-13
		John Matschke (White Bear Lake, Minn.)	1970-74	Brian Schack (Lino Lakes, Minn.)	2006-10
				Barry Tallackson (Detroit Lakes, Minn.)	2001-05
		#24		Aaron Miskovich (Grand Rapids, Minn.)	1998-2001
		Jaxon Nelson (Magnolia, Minn.)	2019-	Erik Rasmussen (St. Louis Park, Minn.)	1995-97
		Nate Knoepke (Farmington, Minn.)	2017-18	Fred Fiebelkorn (Maple Grove, Minn.)	1991-95
		Hudson Fasching (Burnsville, Minn.)	2013-16	Luke Johnson (Brooklyn Park, Minn.)	1987-91
		Zach Budish (Edina, Minn.)	2009-13	Tim Bergland (Thief River Falls, Minn.)	1983-87
		Michael Dorr (Roseville, Minn.)	2008	Scott Bjugstad (New Brighton, Minn.)	1979-83
		Mike Howe (St. Cloud, Minn.)	2004-08	Glen Letourneau (Rochester, Minn.)	1977-79
		Matt Koalska (St. Paul, Minn.)	2001-04	John Amatuzio (Duluth, Minn.)	1949-50
		Ben Sharp (Hastings, Minn.)	1999-01		
		Bill Kohn (Roseville, Minn.)	1995-2000	#28	
		John Hillman (Blaine, Minn.)	1993-2004	Sam Rossini (Burnsville, Minn.)	2017-22
		Travis Richards (Crystal, Minn.)	1989-93	Jake Bischoff (Grand Rapids, Minn.)	2013-17
		David Espe (White Bear Lake, Minn.)	1985-89	Cade Fairchild (Duluth, Minn.)	2007-11
		Steve MacSwain (Anchorage, Alaska)	1984-85	Brett MacKinnon (Wayzata Minn.)	2001-04
		Mike Guentzel (Marble, Minn.)	1981-84	Matt Leimbek (Rochester, Minn.)	1997-2001
		Robert Bergloff (Bloomington, Minn.)	1977-81	Clint Johnson (Duluth, Minn.)	1995-96

ALL-TIME NUMBERS

Jason Godbout (Woodbury, Minn.)	1994-95	Kurt Larson (Moorhead, Minn.)	1981-82	#51	Noah Weber (Eagle River, Wis.)	2019-21
Tony Bianchi (Bloomington, Minn.)	1992-94			#55	Matt Staudacher (Fenton, Mich.)	2019-
Eric Means (Rochester, Minn.)	1989-91	#33			John Amatuzio (Duluth, Minn.)	1948-49
Marty Nanne (Edina, Minn.)	1985-88	Brennan Boynton (Champlin, Minn.)	2021-22			
Richard Geist (St. Paul, Minn.)	1983-85	Alex Kangas (Rochester, Minn.)	2007-11			
David Jensen (Crystal, Minn.)	1979-83	Justin Johnson (Ham Lake, Minn.)	2001-05			
Michael Greeder (Mahtomedi, Minn.)	1977-79	Dave Spehar (Duluth, Minn.)	1998-2000			
		Erik Westrum (Apple Valley, Minn.)	1997-98	#57	Charles Massie (Minneapolis, Minn.)	1949-50
#29		Nick Checco (Bloomington, Minn.)	1993-97			
Chaz Lucius (Grant, Minn.)	2021-22	Doug Zmolek (Rochester, Minn.)	1991-92	#58	Sampo Ranta (Naantali, Finland)	2018-21
Tyler Nanne (Edina, Minn.)	2016-19	Layne Leitner (St. Paul, Minn.)	1990-91			
Robin Hoglund (Molndal, Sweden)	2014-16	Brett Strot (Osseo, Minn.)	1986-90			
Nate Schmidt (St. Cloud, Minn.)	2010-13	Frank Gersich (Duluth, Minn.)	1985-86	#61	Len Johnson (Minneapolis, Minn.)	1949-50
Ryan Stoa (Bloomington, Minn.)	2005-09	John Blue (San Jose, Calif.)	1984-85			
Jake Fleming (Osseo, Minn.)	2001-05	Michael Vacanti (Edina, Minn.)	1982-84			
Dax Leepart (Forest Lake, Minn.)	2000-01	Paul Ostby (Elk River, Minn.)	1979-82	#71	Donald Bodin (Duluth, Minn.)	1949-50
Rico Pagel (Minnetonka, Minn.)	1997-2000			#77	Rhett Pitlick (Plymouth, Minn.)	2021-
Dan Hendrickson (Richfield, Minn.)	1993-97	#34				
Thomas Newman (Blaine, Minn.)	1989-93	Nick Lehr (Roseville, Minn.)	2014-18	#89	Matthew Knies (Phoenix, Ariz.)	2021-
Travis Richards (Crystal, Minn.)	1988-89	Kellen Briggs (Colorado Springs, Colo.)	2003-07			
John Blue (San Jose, Calif.)	1985-87	Dustin Smieja (St. Paul, Minn.)	2002-03			
Eric Dornfeld (Stillwater, Minn.)	1984-85	Pete Samargia (Eveleth, Minn.)	1999-2001			
Jeff Larson (White Bear Lake, Minn.)	1981-84	Steve DeBus (Rochester, Minn.)	1995-98			
Scott Schreifels (New Brighton, Minn.)	1980-81	Brett Abrahamson (Oakdale, Minn.)	1993-94			
Jay Larson (Minneapolis, Minn.)	1978-80	Todd Westlund (Burnsville, Minn.)	1990-93			
		Jon Anderson (White Bear Lake, Minn.)	1986-90			
#30						
Matt LaPrade (Chanhasseen, Minn.)	2012-13	#35				
Jake Kremer (Eden Prairie, Minn.)	2008-12	Kent Patterson (Plymouth, Minn.)	2008-12			
Erik Young (White Bear Lake, Minn.)	1999-2001	Brent Solei (Coon Rapids, Minn.)	2004-08			
Ryan Westrum (Apple Valley, Minn.)	1998-99	Erik Day (Elk River, Minn.)	1996-99			
Jeff Moen (Roseville, Minn.)	1992-96	Steve DeBus (Rochester, Minn.)	1994-95			
Jeff Stolp (Nashwauk, Minn.)	1988-92	Steve Green (Minneapolis, Minn.)	1990-91, 93-94			
Timothy Cortes (Duluth, Minn.)	1987-88	Scott Nelson (Grand Rapids, Minn.)	1989-90			
Jon Brekken (Crookston, Minn.)	1985-86	Al Fritsinger (Coon Rapids, Minn.)	1987-89			
John Colombo (Bloomington, Minn.)	1980-83	David Lamb (Horace, N.D.)	1986-87			
David Gatherum (Thunder Bay, Ont.)	1979-80	Paul Butters (Rochester, Minn.)	1982-83			
James Jetland (Grand Rapids, Minn.)	1978-79	Brad Johnson (Red Wing, Minn.)	1981-82			
Paul Joswiak (Mahtomedi, Minn.)	1976-78	Paul Butters (Rochester, Minn.)	1979-81			
Tom Mohr (Hopkins, Minn.)	1975-76	Michael Burkhardt (Minneapolis, Minn.)	1977-78			
Jeff Tscherne (Edina, Minn.)	1974-75	Jeff Tscherne (Edina, Minn.)	1975-77			
William Bidon (Grand Forks, N.D.)	1969-71	Larry Thayer (Edina, Minn.)	1974-75			
Tom Connelly (St. Paul, Minn.)	1949-50	Tom Mohr (Hopkins, Minn.)	1973-75			
#31		#36				
Owen Bartoszkiewicz (Northville, Mich.)	2022-	Tony Bianchi (Bloomington, Minn.)	1991-92			
Jared Moe (New Prague, Minn.)	2019-21			#37		
Ryan Coyne (Plymouth, Minn.)	2012-16			Eric Schierhorn (Anchorage, Alaska)	2015-19	
Alex Fons (Minnetonka, Minn.)	2011					
Travis Weber (Hibbing, Minn.)	2001-03	#39				
Willy Marvin (Warroad, Minn.)	1995-99	Ben Meyers (Delano, Minn.)	2019-22			
Jeff Callinan (Mound, Minn.)	1991-95			#40		
James Anderson (Roseville, Minn.)	1990-91			Mat Robson (Mississauga, Ont.)	2017-19	
Jake Enebak (Northfield, Minn.)	1987-88			#45		
				Jack LaFontaine (Mississauga, Ont.)	2019-22	
#32				#48		
Adam Wilcox (South St. Paul, Minn.)	2012-15			Donald Rogers (Minneapolis, Minn.)	1948-49	
Grant Scott (Sewickley, Pa.)	2008					
Dustin Smieja (St. Paul, Minn.)	2003-04					
Rob LaRue (Minnetonka, Minn.)	1998-99					
Mark Birmingham (Minneapolis, Minn.)	1998-99					
William Anderson (White Bear Lake, Minn.)	1994-95					
Joseph Hartwell (Mahtomedi, Minn.)	1987-88					

ALL-TIME NHL ENTRY DRAFT PICKS

Player	Team	Year	Rd.	Pick	Player	Team	Year	Rd.	Pick
Logan Cooley	Arizona Coyotes	2022	1	3	Seth Helgeson	New Jersey Devils	2009	4	114
Jimmy Snuggerud	St. Louis Blues	2022	1	23	Erik Haula	Minnesota Wild	2009	7	182
Ryan Chesley	Washington Capitals	2022	2	37	Aaron Ness	New York Islanders	2008	2	40
Connor Kurth	Tampa Bay Lightning	2022	6	192	Nate Condon	Colorado Avalanche	2008	7	200
Chaz Lucius	Winnipeg Jets	2021	1	18	Patrick White	Vancouver Canucks	2007	1	25
Matthew Knies	Toronto Maple Leafs	2021	2	47	Jim O'Brien	Ottawa Senators	2007	1	29
Tristan Broz	Pittsburgh Penguins	2021	2	48	Nico Sacchetti	Dallas Stars	2007	2	50
Brody Lamb	New York Rangers	2021	4	104	Mike Hoeffel	New Jersey Devils	2007	2	57
Cal Thomas	Arizona Coyotes	2021	6	171	Jake Hansen	Columbus Blue Jackets	2007	3	86
Brock Faber	Los Angeles Kings	2020	2	45	Cade Fairchild	St. Louis Blues	2007	4	96
Ryan Johnson	Buffalo Sabres	2019	1	31	Kent Patterson	Colorado Avalanche	2007	4	113
Jackson LaCombe	Anaheim Ducks	2019	2	39	Taylor Matson	Vancouver Canucks	2007	6	176
Aaron Huglen	Buffalo Sabres	2019	4	102	Nick Larson	Washington Capitals	2007	7	185
Rhett Pitlick	Montreal Canadiens	2019	5	131	Erik Johnson	St. Louis Blues	2006	1	1
Mike Koster	Toronto Maple Leafs	2019	5	146	Phil Kessel	Boston Bruins	2006	1	5
Ben Brinkman	Dallas Stars	2019	6	173	Kyle Okposo	New York Islanders	2006	1	7
Bryce Brodzinski	Philadelphia Flyers	2019	7	196	David Fischer	Montreal Canadiens	2006	1	20
Sampo Ranta	Colorado Avalanche	2018	3	78	Mike Carman	Colorado Avalanche	2006	3	81
Blake McLaughlin	Anaheim Ducks	2018	3	79	Alex Kangas	Atlanta Thrashers	2006	5	135
Jack Perbix	Anaheim Ducks	2018	4	116	Ryan Flynn	Nashville Predators	2006	6	176
Jared Moe	Winnipeg Jets	2018	6	184	Jay Barringall	San Jose Sharks	2006	7	203
Casey Mittelstadt	Buffalo Sabres	2017	1	8	Ryan Stoa	Colorado Avalanche	2005	2	34
Clayton Phillips	Pittsburgh Penguins	2017	3	93	Jeff Frazee	New Jersey Devils	2005	2	38
Scott Reedy	San Jose Sharks	2017	4	102	Nate Hagemo	Carolina Hurricanes	2005	2	58
Sammy Walker	Tampa Bay Lightning	2017	7	200	Tony Lucia	San Jose Sharks	2005	6	193
Robbie Stucker	Columbus Blue Jackets	2017	7	210	Blake Wheeler	Phoenix Coyotes	2004	1	5
Ryan Lindgren	Boston Bruins	2016	2	49	Kris Churko	Calgary Flames	2004	1	24
Jack LaFontaine	Carolina Hurricanes	2016	3	75	Alex Goligoski	Pittsburgh Penguins	2004	2	61
Rem Pitlick	Nashville Predators	2016	3	76	R.J. Anderson	Philadelphia Flyers	2004	4	101
Brent Gates Jr.	Anaheim Ducks	2015	3	80	Derek Peltier	Colorado Avalanche	2004	6	184
Tommy Novak	Nashville Predators	2015	3	85	Thomas Vanek	Buffalo Sabres	2003	1	5
Ryan Zuhlsdorf	Tampa Bay Lightning	2015	5	150	Danny Irmen	Minnesota Wild	2003	3	78
Jack Sadek	Minnesota Wild	2015	7	204	Ryan Potulny	Philadelphia Flyers	2003	3	87
Ryan Collins	Columbus Blue Jackets	2014	2	47	Mike Vannelli	Atlanta Thrashers	2003	4	136
Jack Glover	Winnipeg Jets	2014	3	69	Gino Guyer	Dallas Stars	2003	5	165
Steve Johnson	Los Angeles King	2014	4	120	Keith Ballard	Buffalo Sabres	2002	1	11
Tyler Nanne	New York Rangers	2014	5	142	Barry Tallackson	New Jersey Devils	2002	2	53
Taylor Cammarata	New York Islanders	2013	3	76	Mike Erickson	Minnesota Wild	2002	3	72
Hudson Fasching	Los Angeles Kings	2013	4	118	Andy Sertich	Pittsburgh Penguins	2002	5	136
Michael Brodzinski	San Jose Sharks	2013	5	141	P.J. Atherton	Tampa Bay Lightning	2002	6	170
Brady Skjei	New York Rangers	2012	1	28	Jake Taylor	New York Rangers	2002	6	177
Jake Bischoff	New York Islanders	2012	7	185	Jeff Taffe	St. Louis Blues	2000	1	30
Kyle Rau	Florida Panthers	2011	3	91	Matt DeMarchi	New Jersey Devils	2000	2	57
Mike Reilly	Columbus Blue Jackets	2011	4	98	Paul Martin	New Jersey Devils	2000	2	62
Seth Ambroz	Columbus Blue Jackets	2011	5	128	Troy Riddle	St. Louis Blues	2000	4	129
Nick Seeler	Minnesota Wild	2011	5	131	Matt Koalska	Nashville Predators	2000	5	154
Travis Boyd	Washington Capitals	2011	6	177	Grant Potulny	Ottawa Senators	2000	5	157
Adam Wilcox	Tampa Bay Lightning	2011	6	178	Joey Martin	Chicago Blackhawks	2000	6	193
Nick Bjugstad	Florida Panthers	2010	1	19	Dan Welch	Los Angeles Kings	2000	8	245
Mark Alt	Carolina Hurricanes	2010	2	53	Jordan Leopold	Anaheim Mighty Ducks	1999	2	44
Justin Holl	Chicago Blackhawks	2010	2	54	Adam Hauser	Edmonton Oilers	1999	3	81
Max Gardiner	St. Louis Blues	2010	3	74	Doug Meyer	Pittsburgh Penguins	1999	6	176
Ben Marshall	Detroit Red Wings	2010	7	201	Pat O'Leary	Phoenix Coyotes	1998	3	73
Christian Isackson	Buffalo Sabres	2010	7	203	Erik Wendell	Washington Capitals	1998	5	125
Nick Leddy	Minnesota Wild	2009	1	16	Erik Westrum	Phoenix Coyotes	1998	7	187
Jordan Schroeder	Vancouver Canucks	2009	1	22	John Pohl	St. Louis Blues	1998	9	255
Zach Budish	Nashville Predators	2009	2	41	Ben Clymer	Boston Bruins	1997	2	27
Josh Birkholz	Florida Panthers	2009	3	67	Aaron Miskovich	Colorado Avalanche	1997	5	133

ALL-TIME NHL ENTRY DRAFT PICKS

Player	Team	Year	Rd.	Pick	Player	Team	Year	Rd.	Pick
Wyatt Smith	Phoenix Coyotes	1997	9	233	Frank Pietrangelo	Pittsburgh Penguins	1983	4	63
Erik Rasmussen	Buffalo Sabres	1996	1	7	Tim Bergland	Washington Capitals	1983	4	75
Reggie Berg	Toronto Maple Leafs	1996	7	178	Craig Mack	Quebec Nordiques	1983	7	132
Mike Anderson	Washington Capitals	1996	7	180	Steve Orth	New York Rangers	1983	7	133
Ryan Kraft	San Jose Sharks	1995	8	194	John Labatt	Vancouver Canucks	1983	8	150
Casey Hankinson	Chicago Blackhawks	1995	8	201	Mike Anderson	Buffalo Sabres	1982	2	26
Jason Godbout	Pittsburgh Penguins	1994	9	232	Corey Millen	New York Rangers	1982	3	57
Nick Checco	Quebec Nordiques	1993	6	137	Wally Chapman	Minnesota North Stars	1982	3	59
Mike Crowley	Philadelphia Flyers	1993	6	140	Todd Okerlund	New York Islanders	1982	8	168
Dan Hendrickson	Washington Capitals	1993	7	173	Tom Ward	Winnipeg Jets	1982	9	180
John Hillman	Quebec Nordiques	1993	11	283	Pat Micheletti	Minnesota North Stars	1982	9	185
Charlie Wasley	Quebec Nordiques	1992	5	100	Richard Erdall	Calgary Flames	1982	11	219
Dan Trebil	New Jersey Devils	1992	6	138	Tom Hirsch	Minnesota North Stars	1981	2	33
Greg Zwakman	Hartford Whalers	1992	9	201	David Preuss	Minnesota North Stars	1981	2	34
Brian Bonin	Pittsburgh Penguins	1992	9	211	Anthony Kellin	Washington Capitals	1981	4	68
Jeff Moen	Minnesota North Stars	1992	11	250	James Malwitz	Minnesota North Stars	1981	4	76
Steve Magusson	Calgary Flames	1991	4	85	Mike Guentzel	New York Rangers	1981	7	135
Jeff Callinan	St. Louis Blues	1991	5	109	Scott Bjugstad	Minnesota North Stars	1981	9	181
Jay Moser	Boston Bruins	1991	8	172	Jeff Teal	Montreal Canadiens	1980	4	82
Jed Fiebelkorn	St. Louis Blues	1991	9	197	David Jensen	Minnesota North Stars	1980	5	100
Craig Johnson	St. Louis Blues	1990	2	33	Aaron Broten	Colorado Rockies	1980	6	106
Mike Muller	Winnipeg Jets	1990	2	35	Mike Ramsey	Buffalo Sabres	1979	1	11
Joe Dziedzic	Pittsburgh Penguins	1990	3	61	Neal Broten	Minnesota North Stars	1979	3	42
Jeff Nielsen	New York Rangers	1990	4	69	Steve Christoff	Minnesota North Stars	1978	2	24
Darby Hendrickson	Toronto Maple Leafs	1990	4	73	Rob McClanahan	Buffalo Sabres	1978	3	49
Chris McAlpine	New Jersey Devils	1990	7	137	Bob Bergloff	Minnesota North Stars	1978	6	87
Doug Zmolek	Minnesota North Stars	1989	1	7	Eric Strobel	Buffalo Sabres	1978	8	133
John Brill	Pittsburgh Penguins	1989	3	58	Paul Joswiak	New York Islanders	1978	9	152
Trent Klatt	Washington Capitals	1989	4	82	Tom Gorence	Philadelphia Flyers	1977	2	35
Tom Nevers	Pittsburgh Penguins	1989	5	100	Mike Greeder	Philadelphia Flyers	1977	8	139
Tom Newman	Los Angeles Kings	1989	5	103	Mike Reilly	Montreal Canadiens	1977	8	140
Tom Pederson	Minnesota North Stars	1989	11	217	Don Micheletti	Washington Capitals	1977	9	143
Peter Hankinson	Winnipeg Jets	1989	*	4	Tim Harrer	Atlanta Flames	1977	9	148
Jon Anderson	Winnipeg Jets	1989	*	9	Reed Larson	Detroit Red Wings	1976	2	22
Jeff Stolp	Minnesota North Stars	1988	4	64	Bill Baker	Montreal Canadiens	1976	3	54
Travis Richards	Minnesota North Stars	1988	9	169	Phil Verchota	Minnesota North Stars	1976	5	75
Grant Bischoff	Minnesota North Stars	1988	11	211	Russ Anderson	Pittsburgh Penguins	1975	2	31
Cory Laylin	Pittsburgh Penguins	1988	11	214	Paul Holmgren	Philadelphia Flyers	1975	6	108
Sean Fabian	Vancouver Canucks	1987	5	87	Joe Baker	Kansas City Scouts	1975	8	128
Ken Gernander	Winnipeg Jets	1987	5	96	Robin Larson	Detroit Red Wings	1975	11	178
Ben Hankinson	New Jersey Devils	1987	6	107	Robert Fish	Los Angeles Kings	1975	14	207
Jake Enebak	Quebec Nordiques	1987	8	156	Don Madson	Montreal Canadiens	1975	15	214
Lance Werness	Chicago Blackhawks	1987	9	176	Dick Spannbauer	Atlanta Flames	1974	3	46
Larry Olimb	Minnesota North Stars	1987	10	193	Tom Sundberg	California Seals	1974	6	93
Jeff Pauletti	Edmonton Oilers	1987	11	231	John Sheridan	Minnesota North Stars	1974	6	96
Dave Snuggerud	Buffalo Sabres	1987	*	2	William Schneider	Pittsburgh Penguins	1974	6	98
Scott Bloom	Calgary Flames	1986	5	100	Bill Moen	Atlanta Flames	1974	6	100
Robb Stauber	Los Angeles Kings	1986	6	107	Joe Micheletti	Montreal Canadiens	1974	7	123
Randy Skarda	St. Louis Blues	1986	8	157	Brad Morrow	Philadelphia Flyers	1974	13	211
Marty Nanne	Chicago Blackhawks	1986	8	161	Warren Miller	New York Rangers	1974	21	241
Lance Pitlick	Minnesota North Stars	1986	9	180	Dean Blais	Chicago Blackhawks	1971	5	68
John Blue	Winnipeg Jets	1986	10	197	Mike Antonovich	Minnesota North Stars	1971	9	113
Steve MacSwain	Calgary Flames	1986	*	4	Wally Olds	Detroit Red Wings	1969	5	57
Tom Chorske	Montreal Canadiens	1985	1	16					
Todd Richards	Montreal Canadiens	1985	2	33					
David Espe	Quebec Nordiques	1985	4	78					
Paul Broten	New York Rangers	1984	4	77					
David Grannis	Los Angeles Kings	1984	5	87					

Draft picks represent only current and past Gophers.

* indicates NHL Supplemental Draft

ALL-TIME NHL ENTRY DRAFT PICKS

WHA DRAFT PICKS

<u>Player</u>	<u>Team</u>	<u>Year</u>	<u>Rd.</u>	<u>Pick</u>
Tom Gorence	Calgary Cowboys	1977	2	13
Don Micheletti	Calgary Cowboys	1977	6	50
Tim Harrer	Calgary Cowboys	1977	9	78
Bill Baker	New England Whalers	1976	5	49
Phil Verchota	Calgary Cowboys	1976	7	79
Russ Anderson	Winnipeg Jets	1975	2	22
Dick Spannbauer	Houston Aeros	1974	1	15
Paul Holmgren	Edmonton Oilers	1974	5	67
William Schneider	Minnesota Fighting Saints	1974	5	73
Joe Micheletti	Cincinnati Stingers	1974	8	106
John Sheridan	Indianapolis Racers	1974	9	121
Tom Sundberg	Edmonton Oilers	1974	9	126
Warren Miller	New England Whalers	1974	11	161
Robin Larson	Minnesota Fighting Saints	1974	13	188
Joe Baker	Minnesota Fighting Saints	1974	14	201
Tony Dorn	Minnesota Fighting Saints	1974	15	212
Reed Larson	Minnesota Fighting Saints	1974	16	220
Pat Phippen	Minnesota Fighting Saints	1973	10	173

ALL-TIME NHL ROSTER

FORWARDS AND DEFENSEMEN

Stats are regular season totals only

Year	Team	GP	G	A	Pts	PIM
MARK ALT (2014-21)						
2014-15	Philadelphia Flyers	1	0	0	0	0
2017-18	Philadelphia Flyers	8	0	0	0	2
2017-18	Colorado Avalanche	7	0	0	0	0
2018-19	Colorado Avalanche	2	0	0	0	0
2020-21	Los Angeles Kings	2	0	0	0	0
Totals		20	0	0	0	2

RUSSELL ANDERSON (1976-85)

1976-77	Pittsburgh Penguins	66	2	11	13	81
1977-78	Pittsburgh Penguins	74	2	16	18	150
1978-79	Pittsburgh Penguins	72	3	13	16	93
1979-80	Pittsburgh Penguins	76	5	22	27	150
1980-81	Pittsburgh Penguins	34	3	14	17	112
1981-82	Pittsburgh Penguins	31	0	1	1	98
	Hartford Whalers	25	1	3	4	85
1982-83	Hartford Whalers	57	0	6	6	171
1983-84	Los Angeles Kings	70	5	12	17	126
1984-85	Los Angeles Kings	14	1	1	2	20
Totals		519	22	99	121	1086

MIKE ANTONOVICH (1972-84)

1972-73	Minnesota Fighting Saints	75	20	19	39	46
1973-74	Minnesota Fighting Saints	68	21	29	50	4
1974-75	Minnesota Fighting Saints	67	24	26	50	20
1975-76	Minnesota Fighting Saints	57	25	21	46	18
	Minnesota North Stars	12	0	2	2	8
1976-77	New England Whalers	26	12	9	21	10
	Edmonton Oilers	7	1	1	2	0
	Minnesota Fighting Saints	42	27	21	48	28
1977-78	New England Whalers	75	32	35	67	32
1978-79	New England Whalers	69	20	27	47	35
1979-80	Hartford Whalers	5	0	1	1	2
1981-82	Minnesota North Stars	2	0	0	0	0
1982-83	New Jersey Devils	30	7	7	14	11
1983-84	New Jersey Devils	38	3	5	8	16
Totals		573	192	203	395	235

LES AUGE (1980-81)

1980-81	Colorado Rockies	6	0	3	3	4
Totals		6	0	3	3	4

BILL BAKER (1980-83)

1980-81	Montreal Canadiens	11	0	0	0	32
	Colorado Rockies	13	0	3	3	12
1981-82	St. Louis Blues	35	3	5	8	50
1982-83	New York Rangers	70	4	14	18	64
Totals		143	7	25	32	175

KEITH BALLARD (2005-15)

2005-06	Phoenix Coyotes	82	8	31	39	99
2006-07	Phoenix Coyotes	69	5	22	27	59
2007-08	Phoenix Coyotes	82	6	15	21	85
2008-09	Florida Panthers	82	6	28	34	72
2009-10	Florida Panthers	82	8	20	28	88
2010-11	Vancouver Canucks	65	2	5	7	53
2011-12	Vancouver Canucks	47	1	6	7	64
2012-13	Vancouver Canucks	36	0	2	2	29
2013-14	Minnesota Wild	45	2	7	9	37
2014-15	Minnesota Wild	14	0	1	1	26
Totals		604	38	137	175	612

Year	Team	GP	G	A	Pts	PIM
TIM BERGLAND (1989-94)						
1989-90	Washington Capitals	32	2	5	7	31
1990-91	Washington Capitals	47	5	9	14	21
1991-92	Washington Capitals	22	1	4	5	2
1992-93	Tampa Bay Lightning	27	3	3	6	11
1993-94	Tampa Bay Lightning	51	6	5	11	6
	Washington Capitals	3	0	0	0	4
Totals		182	17	26	43	75

ROBERT BERGLOFF (1982-83)

1982-83	Minnesota North Stars	2	0	0	0	5
Totals		2	0	0	0	5

STU BICKEL (2011-15)

2011-12	New York Rangers	51	0	9	9	108
2012-13	New York Rangers	16	0	0	0	42
2014-15	Minnesota Wild	9	0	1	1	46
Totals		76	0	10	10	203

JAKE BISCHOFF (2019-20)

2019-20	Vegas Golden Knights	4	0	0	0	4
Totals		4	0	0	0	4

NICK BJUGSTAD (2012-PRES.)

2012-13	Florida Panthers	11	1	0	1	2
2013-14	Florida Panthers	76	16	22	38	16
2014-15	Florida Panthers	72	24	19	43	38
2015-16	Florida Panthers	67	15	19	34	41
2016-17	Florida Panthers	54	7	7	14	22
2017-18	Florida Panthers	82	19	30	49	41
2018-19	Florida Panthers	32	5	7	12	16
	Pittsburgh Penguins	32	9	5	14	14
2019-20	Pittsburgh Penguins	13	1	1	2	8
2020-21	Minnesota Wild	44	6	11	17	17
2021-22	Minnesota Wild	57	7	6	13	20
Totals		540	110	127	237	235

SCOTT BJUGSTAD (1983-92)

1983-84	Minnesota North Stars	5	0	0	0	2
1984-85	Minnesota North Stars	72	11	4	15	32
1985-86	Minnesota North Stars	80	43	33	76	24
1986-87	Minnesota North Stars	39	4	9	13	43
1987-88	Minnesota North Stars	33	10	12	22	15
1988-89	Pittsburgh Penguins	24	3	0	3	4
1989-90	Los Angeles Kings	11	1	2	3	2
1990-91	Los Angeles Kings	31	2	4	6	12
1991-92	Los Angeles Kings	22	2	4	6	10
Totals		317	76	68	144	144

BRIAN BONIN (1998-2001)

1998-99	Pittsburgh Penguins	5	0	0	0	0
2000-01	Minnesota Wild	7	0	0	0	0
Totals		12	0	0	0	0

JIM BOO (1977-78)

1977-78	Minnesota North Stars	6	0	0	0	22
Totals		6	0	0	0	22

TRAVIS BOYD (2017-PRES.)

2017-18	Washington Capitals	8	0	1	1	2
2018-19	Washington Capitals	53	5	15	20	6
2019-20	Washington Capitals	24	3	7	10	2
2020-21	Toronto Maple Leafs	20	3	5	8	2
	Vancouver Canucks	19	2	0	2	0

ALL-TIME NHL ROSTER

Year	Team	GP	G	A	Pts	PIM
2021-22	Arizona Coyotes	74	17	18	35	34
Totals		198	30	46	76	46

AARON BROTEN (1980-92)

1980-81	Colorado Rockies	2	0	0	0	0
1981-82	Colorado Rockies	58	15	24	39	6
1982-83	New Jersey Devils	73	16	39	55	28
1983-84	New Jersey Devils	80	13	23	36	36
1984-85	New Jersey Devils	80	22	35	57	38
1985-86	New Jersey Devils	66	18	25	43	26
1986-87	New Jersey Devils	80	26	53	79	36
1987-88	New Jersey Devils	80	26	57	83	80
1988-89	New Jersey Devils	80	16	43	59	81
1989-90	New Jersey Devils	42	10	8	18	36
	Minnesota North Stars	35	9	9	18	22
1990-91	Quebec Nordiques	20	5	4	9	6
	Toronto Maple Leafs	27	6	4	10	32
1991-92	Winnipeg Jets	25	4	5	9	14
Totals		748	186	329	515	441

NEAL BROTEN (1980-97)

1980-81	Minnesota North Stars	3	2	0	2	12
1981-82	Minnesota North Stars	73	38	60	98	42
1982-83	Minnesota North Stars	79	32	45	77	43
1983-84	Minnesota North Stars	76	28	61	89	43
1984-85	Minnesota North Stars	80	19	37	56	39
1985-86	Minnesota North Stars	80	29	76	105	47
1986-87	Minnesota North Stars	46	18	35	53	35
1987-88	Minnesota North Stars	54	9	30	39	32
1988-89	Minnesota North Stars	68	18	38	56	57
1989-90	Minnesota North Stars	80	23	62	85	45
1990-91	Minnesota North Stars	79	13	56	69	26
1991-92	Minnesota North Stars	76	8	26	34	16
1992-93	Minnesota North Stars	82	12	21	33	22
1993-94	Dallas Stars	79	17	35	52	62
1994-95	Dallas Stars	17	0	4	4	4
	New Jersey Devils	30	8	20	28	20
1995-96	New Jersey Devils	55	7	16	23	14
1996-97	New Jersey Devils	3	0	1	1	0
	Los Angeles Kings	19	0	4	4	0
	Dallas Stars	20	8	7	15	12
Totals		1099	289	634	923	571

PAUL BROTEN (1989-96)

1989-90	New York Rangers	32	5	3	8	26
1990-91	New York Rangers	28	4	6	10	18
1991-92	New York Rangers	74	13	15	28	102
1992-93	New York Rangers	60	5	9	14	48
1993-94	Dallas Stars	64	12	12	24	30
1994-95	Dallas Stars	47	7	9	16	36
1995-96	St. Louis Blues	17	0	1	1	4
Totals		322	46	55	101	264

BRAD BUETOW (1973-74)

1973-74	Cleveland Crusaders	25	0	0	0	4
Totals		25	0	0	0	4

BILL BUTTERS (1974-79)

1974-75	Minnesota Fighting Saints	24	2	2	4	58
1975-76	Minnesota Fighting Saints	59	0	15	15	170
	Houston Aeros	14	0	4	4	18
1976-77	Minnesota Fighting Saints	42	0	7	7	133
	Edmonton Oilers	7	0	2	2	17
	New England Whalers	26	1	8	9	65

Year	Team	GP	G	A	Pts	PIM
1977-78	New England Whalers	45	1	13	14	69
	Minnesota North Stars	23	1	0	1	30
1978-79	Minnesota North Stars	49	0	4	4	47
Totals		289	5	55	60	607

TOM CHORSKE (1989-2000)

1989-90	Montreal Canadiens	14	3	1	4	2
1990-91	Montreal Canadiens	57	9	11	20	32
1991-92	New Jersey Devils	76	19	17	36	32
1992-93	New Jersey Devils	50	7	12	19	25
1993-94	New Jersey Devils	76	21	20	41	32
1994-95	New Jersey Devils	42	10	8	18	16
1995-96	Ottawa Senators	72	15	14	29	21
1996-97	Ottawa Senators	68	18	8	26	16
1997-98	New York Islanders	82	12	23	35	39
1998-99	New York Islanders	2	0	1	1	2
	Washington Capitals	17	0	2	2	4
	Calgary Flames	7	0	0	0	2
1999-00	Pittsburgh Penguins	33	1	5	6	2
Totals		596	115	122	237	225

STEVE CHRISTOFF (1979-84)

1979-80	Minnesota North Stars	20	8	7	15	19
1980-81	Minnesota North Stars	56	26	13	39	58
1981-82	Minnesota North Stars	69	26	29	55	14
1982-83	Calgary Flames	45	9	8	17	4
1983-84	Los Angeles Kings	58	8	7	15	13
Totals		248	77	64	141	108

KRIS CHUCKO (2008-09)

2008-09	Calgary Flames	2	0	0	0	2
Totals		2	0	0	0	2

BEN CLYMER (1999-2007)

1999-00	Tampa Bay Lightning	60	2	6	8	87
2000-01	Tampa Bay Lightning	23	5	1	6	21
2001-02	Tampa Bay Lightning	81	14	20	34	36
2002-03	Tampa Bay Lightning	65	6	12	18	57
2003-04	Tampa Bay Lightning	66	2	8	10	50
2005-06	Washington Capitals	77	16	17	33	72
2006-07	Washington Capitals	66	7	13	20	44
Totals		438	52	77	129	367

MIKE CROWLEY (1997-2001)

1997-98	Anaheim Mighty Ducks	8	2	2	4	8
1998-99	Anaheim Mighty Ducks	20	2	3	5	16
2000-01	Anaheim Mighty Ducks	39	1	10	11	20
Totals		67	5	15	20	44

ROBERT DAVIS (1932-33)

1932-33	Detroit Red Wings	3	0	0	0	4
Totals		3	0	0	0	4

JOE DZIEDZIC (1995-99)

1995-96	Pittsburgh Penguins	69	5	5	10	68
1996-97	Pittsburgh Penguins	59	9	9	18	63
1998-99	Phoenix Coyotes	2	0	0	0	0
Totals		130	14	14	28	131

BRYAN "BUTSY" ERICKSON (1983-94)

1983-84	Washington Capitals	45	12	17	29	16
1984-85	Washington Capitals	57	15	13	28	23
1985-86	Los Angeles Kings	55	20	23	43	36
1986-87	Los Angeles Kings	68	20	30	50	26

ALL-TIME NHL ROSTER

Year	Team	GP	G	A	Pts	PIM
1987-88	Los Angeles Kings	42	6	15	21	20
	Pittsburgh Penguins	11	1	4	5	0
1990-91	Winnipeg Jets	6	0	7	7	0
1991-92	Winnipeg Jets	10	2	4	6	0
1992-93	Winnipeg Jets	41	4	12	16	14
1993-94	Winnipeg Jets	16	0	0	0	6
Totals		351	80	125	205	141

CADE FAIRCHILD (2011-12)

2011-12	St. Louis Blues	5	0	1	1	0
Totals		5	0	1	1	0

CRAIG FALKMAN (1972-73)

1972-73	Minnesota Fighting Saints	45	1	5	6	12
Totals		45	1	5	6	12

HUDSON FASCHING (2015-PRES.)

2015-16	Buffalo Sabres	7	1	1	2	4
2016-17	Buffalo Sabres	10	0	1	1	2
2017-18	Buffalo Sabres	5	0	0	0	2
2020-21	Arizona Coyotes	5	0	0	0	0
2021-22	Arizona Coyotes	11	0	0	0	0
Totals		38	1	2	3	8

GARY GAMBUCCI (1971-76)

1971-72	Minnesota North Stars	9	1	0	1	0
1973-74	Minnesota North Stars	42	1	7	8	9
1974-75	Minnesota Fighting Saints	68	19	18	37	19
1975-76	Minnesota Fighting Saints	45	10	6	16	14
Totals		164	31	31	62	42

KEN GERNANDER (1995-2004)

1995-96	New York Rangers	10	2	3	5	4
2003-04	New York Rangers	2	0	0	0	2
Totals		12	2	3	5	6

ALEX GOLIGOSKI (2007-PRES.)

2007-08	Pittsburgh Penguins	3	0	2	2	2
2008-09	Pittsburgh Penguins	45	6	14	20	16
2009-10	Pittsburgh Penguins	69	8	29	37	22
2010-11	Pittsburgh Penguins	60	9	22	31	28
	Dallas Stars	23	5	10	15	12
2011-12	Dallas Stars	71	9	21	30	16
2012-13	Dallas Stars	47	3	24	27	18
2013-14	Dallas Stars	81	6	36	42	28
2014-15	Dallas Stars	81	4	32	36	24
2015-16	Dallas Stars	82	5	32	37	34
2016-17	Arizona Coyotes	82	6	30	36	28
2017-18	Arizona Coyotes	78	12	23	35	26
2018-19	Arizona Coyotes	76	3	24	24	27
2019-20	Arizona Coyotes	70	4	28	32	24
2020-21	Arizona Coyotes	56	3	19	22	14
2021-22	Minnesota Wild	72	2	28	30	34
Totals		996	85	374	459	342

TOM GORENCE (1978-84)

1978-79	Philadelphia Flyers	42	13	6	19	10
1979-80	Philadelphia Flyers	51	8	13	21	15
1980-81	Philadelphia Flyers	79	24	18	42	46
1981-82	Philadelphia Flyers	66	5	8	13	8
1982-83	Philadelphia Flyers	53	7	7	14	10
1983-84	Edmonton Oilers	12	1	1	2	0
Totals		303	58	53	111	89

Year	Team	GP	G	A	Pts	PIM
BEN HANKINSON (1992-95)						
1992-93	New Jersey Devils	4	2	1	3	9
1993-94	New Jersey Devils	13	1	0	1	23
1994-95	New Jersey Devils	8	0	0	0	7
1994-95	Tampa Bay Lightning	18	0	2	2	6
Totals		43	3	3	6	45

CASEY HANKINSON (2000-04)

2000-01	Chicago Blackhawks	11	0	1	1	9
2001-02	Chicago Blackhawks	3	0	0	0	0
2003-04	Anaheim Mighty Ducks	4	0	0	0	4
Totals		18	0	1	1	13

TIM HARRER (1982-83)

1982-83	Calgary Flames	3	0	0	0	2
Totals		3	0	0	0	2

ERIK HAULA (2013-PRES.)

2013-14	Minnesota Wild	46	6	9	15	29
2014-15	Minnesota Wild	72	7	7	14	32
2015-16	Minnesota Wild	76	14	20	34	24
2016-17	Minnesota Wild	72	15	11	26	28
2017-18	Vegas Golden Knights	76	29	26	55	37
2018-19	Vegas Golden Knights	15	2	5	7	10
2019-20	Carolina Hurricanes	41	12	10	22	20
	Florida Panthers	7	0	2	2	2
2020-21	Nashville Predators	51	9	12	21	14
2021-22	Boston Bruins	78	18	26	44	47
Totals		534	112	128	240	243

SETH HELGESON (2014-17)

2014-15	New Jersey Devils	22	0	2	2	18
2015-16	New Jersey Devils	19	0	1	1	17
2016-17	New Jersey Devils	9	1	0	1	15
Totals		50	1	3	5	50

DARBY HENDRICKSON (1994-2004)

1994-95	Toronto Maple Leafs	8	0	1	1	4
1995-96	Toronto Maple Leafs	46	6	6	12	47
	New York Islanders	16	1	4	5	33
1996-97	Toronto Maple Leafs	64	11	6	17	47
1997-98	Toronto Maple Leafs	80	8	4	12	67
1998-99	Toronto Maple Leafs	35	2	3	5	30
	Vancouver Canucks	27	2	2	4	22
1999-00	Vancouver Canucks	40	5	4	9	14
2000-01	Minnesota Wild	72	18	11	29	36
2001-02	Minnesota Wild	68	9	15	24	50
2002-03	Minnesota Wild	28	1	5	6	8
2003-04	Minnesota Wild	14	1	0	1	6
	Colorado Avalanche	20	1	3	4	6
Totals		518	65	64	129	370

TOM HIRSCH (1983-88)

1983-84	Minnesota North Stars	15	1	3	4	20
1984-85	Minnesota North Stars	15	0	4	4	10
1987-88	Minnesota North Stars	1	0	0	0	0
Totals		31	1	7	8	30

JUSTIN HOLL (2017-PRES.)

2017-18	Toronto Maple Leafs	2	2	0	2	0
2018-19	Toronto Maple Leafs	11	0	1	1	2
2019-20	Toronto Maple Leafs	68	2	16	18	43
2020-21	Toronto Maple Leafs	55	2	18	20	25
2021-22	Toronto Maple Leafs	69	3	20	23	41
Totals		205	9	55	64	111

ALL-TIME NHL ROSTER

Year	Team	GP	G	A	Pts	PIM
PAUL HOLMGREN (1975-85)						
1975-76	Minnesota Fighting Saints	51	14	16	30	121
	Philadelphia Flyers	1	0	0	0	2
1976-77	Philadelphia Flyers	59	14	12	26	201
1977-78	Philadelphia Flyers	62	16	18	34	190
1978-79	Philadelphia Flyers	57	19	10	29	168
1979-80	Philadelphia Flyers	74	30	35	65	267
1980-81	Philadelphia Flyers	77	22	37	59	306
1981-82	Philadelphia Flyers	41	9	22	31	183
1982-83	Philadelphia Flyers	77	19	24	43	178
1983-84	Philadelphia Flyers	52	9	13	22	105
	Minnesota North Stars	11	2	5	7	46
1984-85	Minnesota North Stars	16	4	3	7	38
Totals		578	158	195	353	1805

Year	Team	GP	G	A	Pts	PIM
DANNY IRMEN (2009-10)						
2009-10	Minnesota Wild	2	0	0	0	0
Totals		2	0	0	0	0

Year	Team	GP	G	A	Pts	PIM
DAVID JENSEN (1983-86)						
1983-84	Minnesota North Stars	8	0	1	1	0
1984-85	Minnesota North Stars	5	0	1	1	4
1985-86	Minnesota North Stars	5	0	0	0	7
Totals		18	0	2	2	11

Year	Team	GP	G	A	Pts	PIM
CRAIG JOHNSON (1994-2004)						
1994-95	St. Louis Blues	15	3	3	6	6
1995-96	St. Louis Blues	49	8	7	15	30
	Los Angeles Kings	11	5	4	9	6
1996-97	Los Angeles Kings	31	4	3	7	26
1997-98	Los Angeles Kings	74	17	21	38	42
1998-99	Los Angeles Kings	69	7	12	19	32
1999-00	Los Angeles Kings	76	9	14	23	28
2000-01	Los Angeles Kings	26	4	5	9	16
2001-02	Los Angeles Kings	72	13	14	27	24
2002-03	Los Angeles Kings	70	3	6	9	22
2003-04	Anaheim Mighty Ducks	39	1	2	3	14
	Toronto Maple Leafs	10	1	1	2	6
	Washington Capitals	15	0	6	6	8
Totals		557	75	98	173	260

Year	Team	GP	G	A	Pts	PIM
ERIK JOHNSON (2007-PRES.)						
2007-08	St. Louis Blues	69	5	28	33	28
2009-10	St. Louis Blues	79	10	29	39	79
2010-11	St. Louis Blues	56	5	14	19	37
	Colorado Avalanche	22	3	7	10	19
2011-12	Colorado Avalanche	73	4	22	26	26
2012-13	Colorado Avalanche	31	0	4	4	18
2013-14	Colorado Avalanche	80	9	30	39	61
2014-15	Colorado Avalanche	47	12	11	23	33
2015-16	Colorado Avalanche	73	11	16	27	50
2016-17	Colorado Avalanche	46	2	15	17	9
2017-18	Colorado Avalanche	62	9	16	25	58
2018-19	Colorado Avalanche	80	7	18	25	44
2019-20	Colorado Avalanche	59	3	13	16	20
2020-21	Colorado Avalanche	4	0	1	1	2
2021-22	Colorado Avalanche	77	8	17	25	24
Totals		857	88	241	329	502

Year	Team	GP	G	A	Pts	PIM
PHIL KESSEL (2006-PRES.)						
2006-07	Boston Bruins	70	11	18	29	12
2007-08	Boston Bruins	82	19	18	37	28
2008-09	Boston Bruins	70	36	24	60	16
2009-10	Toronto Maple Leafs	70	30	25	55	21

Year	Team	GP	G	A	Pts	PIM
2010-11	Toronto Maple Leafs	82	32	32	64	24
2011-12	Toronto Maple Leafs	82	37	45	82	20
2012-13	Toronto Maple Leafs	48	20	32	52	18
2013-14	Toronto Maple Leafs	82	37	43	80	27
2014-15	Toronto Maple Leafs	82	25	36	61	30
2015-16	Pittsburgh Penguins	82	26	33	59	18
2016-17	Pittsburgh Penguins	82	23	47	70	20
2017-18	Pittsburgh Penguins	82	34	58	92	36
2018-19	Pittsburgh Penguins	82	27	55	82	28
2019-20	Arizona Coyotes	70	14	24	38	22
2020-21	Arizona Coyotes	56	20	23	43	12
2021-22	Arizona Coyotes	82	8	44	52	40
Totals		1,204	399	557	956	372

Year	Team	GP	G	A	Pts	PIM
BILL KLATT (1972-74)						
1972-73	Minnesota Fighting Saints	78	36	22	58	22
1973-74	Minnesota Fighting Saints	65	14	6	20	12
Totals		143	50	28	78	34

Year	Team	GP	G	A	Pts	PIM
TRENT KLATT (1992-2004)						
1992-93	Minnesota North Stars	47	4	19	23	38
1993-94	Dallas Stars	61	14	24	38	30
1994-95	Dallas Stars	47	12	10	22	26
1995-96	Dallas Stars	22	4	4	8	23
	Philadelphia Flyers	49	3	8	11	21
1996-97	Philadelphia Flyers	76	24	21	45	20
1997-98	Philadelphia Flyers	82	14	28	42	16
1998-99	Philadelphia Flyers	2	0	0	0	0
	Vancouver Canucks	73	4	10	14	12
1999-00	Vancouver Canucks	47	10	10	20	26
2000-01	Vancouver Canucks	77	13	20	33	31
2001-02	Vancouver Canucks	34	8	7	15	10
2002-03	Vancouver Canucks	82	16	13	29	8
2003-04	Los Angeles Kings	82	17	26	43	46
Totals		781	143	200	343	307

Year	Team	GP	G	A	Pts	PIM
JUSTIN KLOOS (2017-19)						
2017-18	Minnesota Wild	1	0	0	0	2
2018-19	Anaheim Ducks	1	0	0	0	0
Totals		2	0	0	0	2

Year	Team	GP	G	A	Pts	PIM
MATT KOALSKA (2005-06)						
2005-06	New York Islanders	3	0	0	0	2
Totals		3	0	0	0	2

Year	Team	GP	G	A	Pts	PIM
RYAN KRAFT (2002-03)						
2002-03	San Jose Sharks	7	0	1	1	0
Totals		7	0	1	1	0

Year	Team	GP	G	A	Pts	PIM
REED LARSON (1976-90)						
1976-77	Detroit Red Wings	14	0	1	1	23
1977-78	Detroit Red Wings	75	19	41	60	95
1978-79	Detroit Red Wings	79	18	49	67	169
1979-80	Detroit Red Wings	80	22	44	66	101
1980-81	Detroit Red Wings	78	27	31	58	153
1981-82	Detroit Red Wings	80	21	39	60	112
1982-83	Detroit Red Wings	80	22	52	74	104
1983-84	Detroit Red Wings	78	23	39	62	122
1984-85	Detroit Red Wings	77	17	45	62	139
1985-86	Detroit Red Wings	67	19	41	60	109
	Boston Bruins	13	3	4	7	8
1986-87	Boston Bruins	66	12	24	36	95
1987-88	Boston Bruins	62	10	24	34	93
1988-89	Edmonton Oilers	10	2	7	9	15

ALL-TIME NHL ROSTER

Year	Team	GP	G	A	Pts	PIM
	New York Islanders	33	7	13	20	35
	Minnesota North Stars	11	0	9	9	18
1989-90	Buffalo Sabres	1	0	0	0	0
Totals		904	222	463	685	1391

NICK LEDDY (2010-PRES.)

2010-11	Chicago Blackhawks	46	4	3	7	4
2011-12	Chicago Blackhawks	82	3	34	37	10
2012-13	Chicago Blackhawks	48	6	12	18	10
2013-14	Chicago Blackhawks	82	7	24	31	10
2014-15	New York Islanders	78	10	27	37	14
2015-16	New York Islanders	81	5	35	40	25
2016-17	New York Islanders	81	11	35	46	12
2017-18	New York Islanders	80	10	32	42	20
2018-19	New York Islanders	82	4	22	26	18
2019-20	New York Islanders	60	3	18	21	14
2020-21	New York Islanders	56	2	29	31	8
2021-22	Detroit Red Wings	55	1	15	16	16
	St. Louis Blues	20	2	6	8	6
Totals		851	68	292	360	167

JORDAN LEOPOLD (2002-15)

2002-03	Calgary Flames	58	4	10	14	12
2003-04	Calgary Flames	82	9	24	33	24
2005-06	Calgary Flames	74	2	18	20	68
2006-07	Colorado Avalanche	15	2	3	5	14
2007-08	Colorado Avalanche	43	5	8	13	20
2008-09	Colorado Avalanche	64	6	14	20	18
	Calgary Flames	19	1	3	4	6
2009-10	Florida Panthers	61	7	11	18	22
	Pittsburgh Penguins	20	4	4	8	6
2010-11	Buffalo Sabres	71	13	22	35	26
2011-12	Buffalo Sabres	79	10	14	24	28
2012-13	Buffalo Sabres	24	2	6	8	14
	St. Louis Blues	15	0	2	2	0
2013-14	St. Louis Blues	27	1	5	6	6
2014-15	St. Louis Blues	7	0	0	0	2
	Columbus Blue Jackets	18	1	2	3	9
	Minnesota Wild	18	0	1	1	8
Totals		695	67	147	214	293

VINNI LETTIERI (2017-PRES.)

2017-18	New York Rangers	19	1	4	5	0
2018-19	New York Rangers	27	1	2	3	14
2020-21	Anaheim Ducks	5	0	0	0	0
2021-22	Anaheim Ducks	31	5	5	10	6
Totals		82	7	11	18	20

RYAN LINDGREN (2018-PRES.)

2018-19	New York Rangers	5	0	0	0	8
2019-20	New York Rangers	60	1	13	14	47
2020-21	New York Rangers	51	1	15	16	35
2021-22	New York Rangers	78	4	11	15	48
Totals		194	6	39	45	138

LEN LILYHOLM (1972-73)

1972-73	Minnesota Fighting Saints	77	8	13	21	37
Totals		77	8	13	21	37

JOHN MARIUCCI (1940-48)

1940-41	Chicago Blackhawks	24	0	5	5	33
1941-42	Chicago Blackhawks	46	5	8	13	64
1945-46	Chicago Blackhawks	50	3	8	11	58
1946-47	Chicago Blackhawks	52	2	9	11	110

Year	Team	GP	G	A	Pts	PIM
1947-48	Chicago Blackhawks	51	1	4	5	63
Totals		223	11	34	45	328

PAUL MARTIN (2003-18)

2003-04	New Jersey Devils	70	6	18	24	4
2005-06	New Jersey Devils	80	5	32	37	32
2006-07	New Jersey Devils	82	3	23	26	18
2007-08	New Jersey Devils	73	5	27	32	22
2008-09	New Jersey Devils	73	5	28	33	36
2009-10	New Jersey Devils	22	2	9	11	2
2010-11	Pittsburgh Penguins	77	3	21	24	16
2011-12	Pittsburgh Penguins	73	2	25	27	18
2012-13	Pittsburgh Penguins	34	6	17	23	16
2013-14	Pittsburgh Penguins	39	3	12	15	10
2014-15	Pittsburgh Penguins	74	3	17	20	20
2015-16	San Jose Sharks	78	3	17	20	22
2016-17	San Jose Sharks	81	4	22	26	20
2017-18	San Jose Sharks	14	0	2	2	2
Totals		870	50	270	320	238

BEN MEYERS (2022-PRES.)

2021-22	Colorado Avalanche	5	1	0	1	0
Totals		5	1	0	1	0

CHRIS McALPINE (1994-2003)

1994-95	New Jersey Devils	24	0	3	3	17
1996-97	St. Louis Blues	15	0	0	0	24
1997-98	St. Louis Blues	54	3	7	10	36
1998-99	St. Louis Blues	51	1	1	2	50
1999-00	St. Louis Blues	21	1	1	2	14
	Tampa Bay Lightning	10	1	1	2	10
	Atlanta Thrashers	3	0	0	0	2
2000-01	Chicago Blackhawks	50	0	6	6	32
2001-02	Chicago Blackhawks	40	0	3	3	36
2002-03	Los Angeles Kings	21	0	2	2	24
Totals		289	6	24	30	245

ROB McCLANAHAN (1979-84)

1979-80	Buffalo Sabres	13	2	5	7	0
1980-81	Buffalo Sabres	53	3	12	15	38
1981-82	New York Rangers	22	5	9	14	10
1982-83	New York Rangers	78	22	26	48	46
1983-84	New York Rangers	41	6	8	14	21
Totals		224	38	63	101	126

BRUCE McINTOSH (1972-73)

1972-73	Minnesota North Stars	2	0	0	0	0
Totals		2	0	0	0	0

JOE MICHELETTI (1976-82)

1976-77	Calgary Cowboys	14	3	3	6	10
1977-78	Edmonton Oilers	56	14	34	48	56
1978-79	Edmonton Oilers	72	14	33	47	85
1979-80	St. Louis Blues	54	2	16	18	29
1980-81	St. Louis Blues	63	4	27	31	53
1981-82	St. Louis Blues	20	3	11	14	28
	Colorado Rockies	21	2	6	8	4
Totals		300	42	130	172	265

PAT MICHELETTI (1987-88)

1987-88	Minnesota North Stars	12	2	0	2	8
Totals		12	2	0	2	8

ALL-TIME NHL ROSTER

Year	Team	GP	G	A	Pts	PIM
COREY MILLEN (1989-97)						
1989-90	New York Rangers	4	0	0	0	2
1990-91	New York Rangers	4	3	1	4	0
1991-92	New York Rangers	11	1	4	5	10
	Los Angeles Kings	46	20	21	41	44
1992-93	Los Angeles Kings	42	23	16	39	42
1993-94	New Jersey Devils	78	20	30	50	52
1994-95	New Jersey Devils	17	2	3	5	8
	Dallas Stars	28	3	15	18	28
1995-96	Dallas Stars	13	3	4	7	8
	Calgary Flames	31	4	10	14	10
1996-97	Calgary Flames	61	11	15	26	32
Totals		335	90	119	209	236

WARREN MILLER (1975-83)

1975-76	Calgary Cowboys	3	0	0	0	0
1976-77	Calgary Cowboys	80	23	32	55	51
1977-78	Edmonton Oilers	18	2	4	6	18
	Quebec Nordiques	60	14	24	38	50
1978-79	New England Whalers	77	26	23	49	44
1979-80	New York Rangers	55	7	6	13	17
1980-81	Hartford Whalers	77	22	22	44	37
1981-82	Hartford Whalers	74	10	12	22	68
1982-83	Hartford Whalers	56	1	10	11	15
Totals		500	105	133	238	300

CASEY MITTELSTADT (2017-PRES.)

2017-18	Buffalo Sabres	6	1	4	5	2
2018-19	Buffalo Sabres	77	12	13	25	10
2019-20	Buffalo Sabres	31	4	5	9	2
2020-21	Buffalo Sabres	41	10	12	22	10
2021-22	Buffalo Sabres	40	6	13	19	4
Totals		195	33	47	80	28

LOU NANNE (1967-78)

1967-68	Minnesota North Stars	2	0	1	1	0
1968-69	Minnesota North Stars	41	2	12	14	47
1969-70	Minnesota North Stars	74	3	20	23	75
1970-71	Minnesota North Stars	68	5	11	16	22
1972-72	Minnesota North Stars	78	21	28	49	27
1972-73	Minnesota North Stars	74	15	20	35	39
1973-74	Minnesota North Stars	76	11	21	32	46
1974-75	Minnesota North Stars	49	6	9	15	35
1975-76	Minnesota North Stars	79	3	14	17	45
1976-77	Minnesota North Stars	68	2	20	22	12
1977-78	Minnesota North Stars	26	0	1	1	8
Totals		635	68	157	225	356

AARON NESS (2012-21)

2011-12	New York Islanders	9	0	0	0	2
2013-14	New York Islanders	20	1	2	3	10
2015-16	Washington Capitals	8	0	2	2	2
2016-17	Washington Capitals	2	0	0	0	0
2017-18	Washington Capitals	8	0	1	1	8
2019-20	Arizona Coyotes	24	0	1	1	0
2020-21	Arizona Coyotes	1	0	0	0	0
Totals		72	1	6	7	22

JEFF NIELSEN (1996-2001)

1996-97	New York Rangers	2	0	0	0	2
1997-98	Anaheim Mighty Ducks	32	4	5	9	16
1998-99	Anaheim Mighty Ducks	80	5	4	9	34
1999-00	Anaheim Mighty Ducks	79	8	10	18	14
2000-01	Minnesota Wild	59	3	8	11	4
Totals		252	20	27	47	70

Year	Team	GP	G	A	Pts	PIM
TOMMY NOVAK (2021-PRES.)						
2021-22	Nashville Predators	27	1	6	7	2
Totals		27	1	6	7	2

JIM O'BRIEN (2010-18)

2010-11	Ottawa Senators	6	0	0	0	2
2011-12	Ottawa Senators	28	3	3	6	4
2012-13	Ottawa Senators	29	5	1	6	8
2015-16	New Jersey Devils	4	0	0	0	2
2017-18	Ottawa Senators	10	0	1	1	0
Totals		77	8	5	13	16

TODD OKERLUND (1987-88)

1987-88	New York Islanders	4	0	0	0	2
Totals		4	0	0	0	2

KYLE OKPOSO (2007-PRES.)

2007-08	New York Islanders	9	2	3	5	2
2008-09	New York Islanders	65	18	21	39	36
2009-10	New York Islanders	80	19	33	52	34
2010-11	New York Islanders	38	5	15	20	40
2011-12	New York Islanders	79	24	21	45	46
2012-13	New York Islanders	48	4	20	24	38
2013-14	New York Islanders	71	27	42	69	51
2014-15	New York Islanders	60	18	33	51	12
2015-16	New York Islanders	79	22	42	64	51
2016-17	Buffalo Sabres	65	19	26	45	24
2017-18	Buffalo Sabres	76	15	29	44	40
2018-19	Buffalo Sabres	78	14	15	29	41
2019-20	Buffalo Sabres	52	9	10	19	28
2020-21	Buffalo Sabres	35	2	11	13	0
2021-22	Buffalo Sabres	74	21	24	45	43
Totals		909	219	345	564	486

WALLY OLDS (1972-76)

1972-73	New York Raiders	61	5	7	12	4
1975-76	Calgary Cowboys	28	0	5	5	6
Totals		89	5	12	17	10

DICK PARADISE (1972-74)

1972-73	Minnesota Fighting Saints	77	3	15	18	189
1973-74	Minnesota Fighting Saints	67	2	7	9	71
Totals		144	5	22	27	260

TOM PEDERSON (1992-97)

1992-93	San Jose Sharks	44	7	13	20	31
1993-94	San Jose Sharks	74	6	19	25	31
1994-95	San Jose Sharks	47	5	11	16	31
1995-96	San Jose Sharks	60	1	4	5	40
1996-97	Toronto Maple Leafs	15	1	2	3	9
Totals		240	20	49	69	142

DEREK PELTIER (2008-10)

2008-09	Colorado Avalanche	11	0	0	0	2
2009-10	Colorado Avalanche	3	0	0	0	0
Totals		14	0	0	0	2

LANCE PITLICK (1994-2002)

1994-95	Ottawa Senators	15	0	1	1	6
1995-96	Ottawa Senators	28	1	6	7	20
1996-97	Ottawa Senators	66	5	5	10	91
1997-98	Ottawa Senators	69	2	7	9	50
1998-99	Ottawa Senators	50	3	6	9	33
1999-00	Florida Panthers	62	3	5	8	44
2000-01	Florida Panthers	68	1	2	3	42

ALL-TIME NHL ROSTER

Year	Team	GP	G	A	Pts	PIM
2001-02	Florida Panthers	35	1	1	2	12
Totals		393	16	33	49	298

REM PITLICK (2018-PRES.)

2018-19	Nashville Predators	1	0	0	0	2
2020-21	Nashville Predators	10	0	2	2	4
2021-22	Minnesota Wild	20	6	5	11	12
	Montreal Canadiens	46	9	17	26	12
Totals		77	15	24	39	30

JOHN POHL (2003-08)

2003-04	St. Louis Blues	1	0	0	0	0
2005-06	Toronto Maple Leafs	7	3	1	4	4
2006-07	Toronto Maple Leafs	74	13	16	29	10
2007-08	Toronto Maple Leafs	33	1	4	5	10
Totals		115	17	21	38	24

MIKE POLICH (1977-81)

1977-78	Montreal Canadiens	1	0	0	0	0
1978-79	Minnesota North Stars	73	6	10	16	18
1979-80	Minnesota North Stars	78	10	14	24	20
1980-81	Minnesota North Stars	74	8	5	13	19
Totals		226	24	29	53	57

RYAN POTULNY (2005-11)

2005-06	Philadelphia Flyers	2	0	1	1	0
2006-07	Philadelphia Flyers	35	7	5	12	22
2007-08	Philadelphia Flyers	7	0	1	1	4
2008-09	Edmonton Oilers	8	0	3	3	0
2009-10	Edmonton Oilers	64	15	17	32	28
2010-11	Chicago Blackhawks	3	0	0	0	0
	Ottawa Senators	7	0	0	0	0
Totals		126	22	27	49	54

SAMPO RANTA (2021-PRES.)

2021-22	Colorado Avalanche	10	0	0	0	2
Totals		10	0	0	0	2

MIKE RAMSEY (1979-97)

1979-80	Buffalo Sabres	13	1	6	7	6
1980-81	Buffalo Sabres	72	3	14	17	56
1981-82	Buffalo Sabres	80	7	23	30	56
1982-83	Buffalo Sabres	77	8	30	38	55
1983-84	Buffalo Sabres	72	9	22	31	82
1984-85	Buffalo Sabres	79	8	22	30	102
1985-86	Buffalo Sabres	76	7	21	28	117
1986-87	Buffalo Sabres	80	8	31	39	109
1987-88	Buffalo Sabres	63	5	16	21	77
1988-89	Buffalo Sabres	56	2	14	16	84
1989-90	Buffalo Sabres	73	4	21	25	47
1990-91	Buffalo Sabres	71	6	14	20	46
1991-92	Buffalo Sabres	66	3	14	17	67
1992-93	Buffalo Sabres	33	2	8	10	20
	Pittsburgh Penguins	12	1	2	3	8
1993-94	Pittsburgh Penguins	65	2	2	4	22
1994-95	Detroit Red Wings	33	1	2	3	23
1995-96	Detroit Red Wings	47	2	4	6	35
1996-97	Detroit Red Wings	2	0	0	0	0
Totals		1070	79	266	345	1012

ERIK RASMUSSEN (1997-2007)

1997-98	Buffalo Sabres	21	2	3	5	14
1998-99	Buffalo Sabres	42	3	7	10	37
1999-00	Buffalo Sabres	67	8	6	14	43

Year	Team	GP	G	A	Pts	PIM
2000-01	Buffalo Sabres	82	12	19	31	51
2001-02	Buffalo Sabres	69	8	11	19	34
2002-03	Los Angeles Kings	57	4	12	16	28
2003-04	New Jersey Devils	69	7	6	13	41
2005-06	New Jersey Devils	67	5	5	10	32
2006-07	New Jersey Devils	71	3	7	10	25
Totals		545	52	76	128	305

KYLE RAU (2015-PRES.)

2015-16	Florida Panthers	9	0	0	0	2
2016-17	Florida Panthers	24	2	1	3	4
2017-18	Minnesota Wild	3	0	1	1	0
2018-19	Minnesota Wild	6	0	1	1	0
2020-21	Minnesota Wild	14	0	2	2	9
2021-22	Minnesota Wild	5	0	0	0	0
Totals		61	2	5	7	15

SCOTT REEDY (2021-PRES.)

2021-22	San Jose Sharks	35	7	2	9	10
Totals		35	7	2	9	10

MIKE REILLY (2015-PRES.)

2015-16	Minnesota Wild	29	1	6	7	8
2016-17	Minnesota Wild	17	1	0	1	2
2017-18	Minnesota Wild	38	2	8	10	18
	Montreal Canadiens	19	0	8	8	8
2018-19	Montreal Canadiens	57	3	8	11	16
2019-20	Montreal Canadiens	14	0	4	4	6
	Ottawa Senators	30	1	11	12	18
2020-21	Ottawa Senators	40	0	19	19	18
	Boston Bruins	15	0	8	8	4
2021-22	Boston Bruins	70	4	13	17	32
Totals		329	12	85	97	130

TODD RICHARDS (1990-92)

1990-91	Hartford Whalers	2	0	4	4	2
1991-92	Hartford Whalers	6	0	0	0	2
Totals		8	0	4	4	4

TRAVIS RICHARDS (1994-96)

1994-95	Dallas Stars	2	0	0	0	0
1995-96	Dallas Stars	1	0	0	0	2
Totals		3	0	0	0	2

FRANK SANDERS (1972-73)

1972-73	Minnesota Fighting Saints	76	8	8	16	94
Totals		76	8	8	16	94

CRAIG SARNER (1974-76)

1974-75	Boston Bruins	7	0	0	0	0
1975-76	Minnesota Fighting Saints	1	0	0	0	0
Totals		8	0	0	0	0

NATE SCHMIDT (2013-PRES.)

2013-14	Washington Capitals	29	2	4	6	6
2014-15	Washington Capitals	39	1	3	4	10
2015-16	Washington Capitals	72	2	14	16	16
2016-17	Washington Capitals	60	3	14	17	16
2017-18	Vegas Golden Knights	76	5	31	36	16
2018-19	Vegas Golden Knights	61	9	21	30	8
2019-20	Vegas Golden Knights	59	7	24	31	12
2020-21	Vancouver Canucks	54	5	10	15	4
2021-22	Winnipeg Jets	77	4	28	32	10
Totals		527	38	149	187	98

ALL-TIME NHL ROSTER

Year	Team	GP	G	A	Pts	PIM
JORDAN SCHROEDER (2012-18)						
2012-13	Vancouver Canucks	31	3	6	9	4
2013-14	Vancouver Canucks	25	3	3	6	2
2014-15	Minnesota Wild	25	3	5	8	2
2015-16	Minnesota Wild	26	2	2	4	2
2016-17	Minnesota Wild	37	6	7	13	0
2017-18	Columbus Blue Jackets	21	1	1	2	4
Totals		165	18	24	42	14
NICK SEELER (2017-PRES.)						
2017-18	Minnesota Wild	22	0	4	4	21
2018-19	Minnesota Wild	71	2	5	7	64
2019-20	Minnesota Wild	6	0	0	0	8
	Chicago Blackhawks	6	0	1	1	7
2021-22	Philadelphia Flyers	43	1	2	3	29
Totals		148	3	12	15	129
JOHN SHERIDAN (1974-76)						
1974-75	Indianapolis Racers	58	17	11	28	20
1975-76	Indianapolis Racers	11	1	2	3	0
Totals		69	18	13	31	20
RANDY SKARDA (1989-92)						
1989-90	St. Louis Blues	25	0	5	5	11
1991-92	St. Louis Blues	1	0	0	0	0
Totals		26	0	5	5	11
BRADY SKJEI (2015-PRES.)						
2015-16	New York Rangers	7	0	0	0	4
2016-17	New York Rangers	80	5	34	39	42
2017-18	New York Rangers	82	4	21	25	39
2018-19	New York Rangers	78	8	17	25	44
2019-20	New York Rangers	60	8	15	23	41
	Carolina Hurricanes	7	0	1	1	4
2020-21	Carolina Hurricanes	52	3	7	10	30
2021-22	Carolina Hurricanes	82	9	30	39	48
Totals		448	37	125	162	252
WYATT SMITH (1999-2008)						
1999-00	Phoenix Coyotes	2	0	0	0	0
2000-01	Phoenix Coyotes	42	3	7	10	13
2001-02	Phoenix Coyotes	10	0	0	0	0
2002-03	Nashville Predators	11	1	0	1	0
2003-04	Nashville Predators	18	3	1	4	2
2005-06	New York Islanders	42	0	8	8	26
2006-07	Minnesota Wild	61	3	3	6	16
2007-08	Colorado Avalanche	26	0	3	3	8
Totals		212	10	22	32	65
DAVE SNUGGERUD (1989-93)						
1989-90	Buffalo Sabres	80	14	16	30	41
1990-91	Buffalo Sabres	80	9	15	24	32
1991-92	Buffalo Sabres	55	3	15	18	
	San Jose Sharks	11	0	1	1	4
1992-93	San Jose Sharks	25	4	5	9	14
	Philadelphia Flyers	14	0	2	2	0
Totals		265	30	54	84	127
GLEN SONMOR (1953-55)						
1953-54	New York Rangers	15	2	0	2	17
1954-55	New York Rangers	13	0	0	0	4
Totals		28	2	0	2	21

Year	Team	GP	G	A	Pts	PIM
RYAN STOA (2009-14)						
2009-10	Colorado Avalanche	12	2	1	3	0
2010-11	Colorado Avalanche	25	2	2	4	20
2013-14	Washington Capitals	3	0	0	0	0
Totals		40	4	3	7	20
JEFF TAFFE (2002-12)						
2002-03	Phoenix Coyotes	20	3	1	4	4
2003-04	Phoenix Coyotes	59	8	10	18	20
2005-06	Phoenix Coyotes	2	0	0	0	0
	New York Rangers	2	0	0	0	0
2006-07	Phoenix Coyotes	17	4	2	6	2
2007-08	Pittsburgh Penguins	45	5	7	12	8
2008-09	Pittsburgh Penguins	8	0	2	2	2
2009-10	Florida Panthers	21	1	1	2	4
2010-11	Chicago Blackhawks	1	0	0	0	0
2011-12	Minnesota Wild	5	0	2	2	0
Totals		180	21	25	46	40
BARRY TALLACKSON (2005-09)						
2005-06	New Jersey Devils	10	1	1	2	2
2006-07	New Jersey Devils	3	0	0	0	0
2007-08	New Jersey Devils	3	0	0	0	0
2008-09	New Jersey Devils	4	0	0	0	0
Totals		20	1	1	2	2
JEFF TEAL (1984-85)						
1984-85	Montreal Canadiens	6	0	1	1	0
Totals		6	0	1	1	0
DAN TREBIL (1996-2002)						
1996-97	Anaheim Mighty Ducks	29	3	3	6	23
1997-98	Anaheim Mighty Ducks	21	0	1	1	2
1998-99	Anaheim Mighty Ducks	6	0	0	0	0
1999-00	Pittsburgh Penguins	3	1	0	1	0
2000-01	Pittsburgh Penguins	16	0	0	0	7
2001-02	St. Louis Blues	10	0	0	0	0
Totals		85	4	4	8	32
THOMAS VANEK (2005-19)						
2005-06	Buffalo Sabres	81	25	23	48	72
2006-07	Buffalo Sabres	82	43	41	84	40
2007-08	Buffalo Sabres	82	36	28	64	64
2008-09	Buffalo Sabres	73	40	24	64	44
2009-10	Buffalo Sabres	71	28	25	53	42
2010-11	Buffalo Sabres	80	32	41	73	24
2011-12	Buffalo Sabres	78	26	35	61	52
2012-13	Buffalo Sabres	38	20	21	41	20
2013-14	Buffalo Sabres	13	4	5	9	4
	New York Islanders	47	17	27	44	34
	Montreal Canadiens	18	6	9	15	8
2014-15	Minnesota Wild	80	21	31	52	37
2015-16	Minnesota Wild	74	18	23	41	22
2016-17	Detroit Red Wings	48	15	23	38	16
	Florida Panthers	20	2	8	10	6
2017-18	Vancouver Canucks	61	17	24	32	13
	Columbus Blue Jackets	19	7	8	15	8
2018-19	Detroit Red Wings	64	16	20	36	26
Totals		1,029	373	416	789	547

ALL-TIME NHL ROSTER

Year	Team	GP	G	A	Pts	PIM
ERIK WESTRUM (2003-07)						
2003-04	Phoenix Coyotes	15	1	1	2	20
2005-06	Minnesota Wild	10	0	1	1	2
2006-07	Toronto Maple Leafs	2	0	0	0	0
Totals		27	1	2	3	22

PAT WESTRUM (1974-78)						
1974-75	Minnesota Fighting Saints	23	0	3	3	48
1975-76	Calgary Cowboys	9	0	2	2	23
	Minnesota Fighting Saints	54	3	10	13	98
1976-77	Minnesota Fighting Saints	40	1	9	10	42
	Birmingham Bulls	34	1	11	12	48
1977-78	Birmingham Bulls	77	2	10	12	97
Totals		237	7	45	52	356

BLAKE WHEELER (2008-PRES.)						
2008-09	Boston Bruins	81	21	24	45	46
2009-10	Boston Bruins	82	18	20	38	53
2010-11	Boston Bruins	58	11	16	27	32
	Atlanta Thrashers	23	7	10	17	14
2011-12	Winnipeg Jets	80	17	47	64	55
2012-13	Winnipeg Jets	48	19	22	41	28
2013-14	Winnipeg Jets	82	28	41	69	63
2014-15	Winnipeg Jets	79	26	35	61	73
2015-16	Winnipeg Jets	82	26	52	78	49
2016-17	Winnipeg Jets	82	26	48	74	47
2017-18	Winnipeg Jets	81	23	68	91	52
2018-19	Winnipeg Jets	82	20	71	91	60
2019-20	Winnipeg Jets	71	22	43	65	37
2020-21	Winnipeg Jets	50	15	31	46	50
2021-22	Winnipeg Jets	65	17	43	60	36
Totals		1,046	296	571	867	695

KEN YACKEL, SR. (1958-59)						
1958-59	Boston Bruins	6	0	0	0	2
Totals		6	0	0	0	2

TOM YOUGHANS (1976-82)						
1976-77	Minnesota North Stars	78	8	6	14	35
1977-78	Minnesota North Stars	72	10	8	18	100
1978-79	Minnesota North Stars	76	8	10	18	50
1979-80	Minnesota North Stars	79	10	6	16	92
1980-81	Minnesota North Stars	74	4	6	10	79
1981-82	New York Rangers	47	3	5	8	17
	Minnesota North Stars	3	1	0	1	0
Totals		429	44	41	85	373

DOUG ZMOLEK (1992-2000)						
1992-93	San Jose Sharks	84	5	10	15	229
1993-94	San Jose Sharks	68	0	4	4	122
	Dallas Stars	7	1	0	1	11
1994-95	Dallas Stars	42	0	5	5	67
1995-96	Dallas Stars	42	1	5	6	65
	Los Angeles Kings	16	1	0	1	22
1996-97	Los Angeles Kings	57	1	0	1	116
1997-98	Los Angeles Kings	46	0	8	8	111
1998-99	Chicago Blackhawks	62	0	14	14	102
1999-00	Chicago Blackhawks	43	2	7	9	60
Totals		467	11	53	64	905

GOALTENDERS		GP	W	L	T	SO
JOHN BLUE (1992-96)						
Year	Team					
1992-93	Boston Bruins	23	9	8	4	1
1993-94	Boston Bruins	18	5	8	3	0
1995-96	Buffalo Sabres	5	2	2	0	0
Totals		46	16	18	7	1

JEFF FRAZEE (2012-13)						
2012-13	New Jersey Devils	1	0	0	0	0
Totals		1	0	0	0	0

ADAM HAUSER (2005-06)						
2005-06	Los Angeles Kings	1	0	0	0	0
Totals		1	0	0	0	0

STEVE JANASZAK (1979-82)						
1979-80	Minnesota North Stars	1	0	0	1	0
1981-82	Colorado Rockies	2	0	0	0	0
Totals		3	0	0	1	0

JACK LAFONTAINE (2021-22)						
2021-22	Carolina Hurricanes	2	0	1	0	0
Totals		2	0	1	0	0

JACK McCARTAN (1959-61, 72-75)						
1959-60	New York Rangers	4	0	0	0	0
1960-61	New York Rangers	8	0	0	0	0
1972-73	Minnesota Fighting Saints	38	15	19	1	1
1973-74	Minnesota Fighting Saints	2	0	0	0	0
1974-75	Minnesota Fighting Saints	2	1	0	0	0
Totals		54	16	19	1	1

MURRAY McLACHLAN (1970-71)						
1970-71	Toronto Maple Leafs	2	0	1	0	0
Totals		2	0	1	0	0

FRANK PIETRANGELO (1987-94)						
1987-88	Pittsburgh Penguins	21	9	11	0	1
1988-89	Pittsburgh Penguins	15	5	3	0	0
1989-90	Pittsburgh Penguins	21	8	6	2	0
1990-91	Pittsburgh Penguins	25	10	11	1	0
1991-92	Pittsburgh Penguins	5	2	1	0	0
	Hartford Whalers	5	3	1	1	0
1992-93	Hartford Whalers	30	4	15	1	0
1993-94	Hartford Whalers	19	5	11	1	0
Totals		141	46	59	6	1

ROBB STAUBER (1989-95)						
1989-90	Los Angeles Kings	2	0	1	0	0
1992-93	Los Angeles Kings	31	15	8	4	0
1993-94	Los Angeles Kings	22	4	11	5	1
1994-95	Los Angeles Kings	1	0	0	0	0
	Buffalo Sabres	6	2	3	0	0
Totals		62	21	23	9	1

ADAM WILCOX (2017-18)						
2017-18	Buffalo Sabres	1	0	0	0	0
Totals		1	0	0	0	0

ALL-TIME NHL ROSTER

COACHES

Year	Team	W	L	T
HERB BROOKS (1981-2000)				
1981-82	New York Rangers	39	27	14
1982-83	New York Rangers	35	35	10
1983-84	New York Rangers	42	29	9
1984-85	New York Rangers	15	22	8
1987-88	Minnesota North Stars	19	48	13
1992-93	New Jersey Devils	40	37	7
1999-00	Pittsburgh Penguins	29	24	5
Totals		219	222	66

PAUL HOLMGREN (1985-96)

1985-88	Philadelphia Flyers	Assistant Coach		
1988-89	Philadelphia Flyers	36	36	8
1989-90	Philadelphia Flyers	30	39	11
1990-91	Philadelphia Flyers	33	37	10
1991-92	Philadelphia Flyers	8	14	2
1992-93	Hartford Whalers	26	52	6
1993-94	Hartford Whalers	4	11	2
1994-95	Hartford Whalers	19	24	5
1995-96	Hartford Whalers	34	39	9
Totals		190	252	53

BOB JOHNSON (1982-91)

1982-83	Calgary Flames	32	34	14
1983-84	Calgary Flames	34	32	14
1984-85	Calgary Flames	41	27	12
1985-86	Calgary Flames	40	31	9
1986-87	Calgary Flames	46	31	3
1990-91	Pittsburgh Penguins	41	33	6
Totals		234	188	58

TODD RICHARDS (2008-PRES.)

2008-09	San Jose Sharks	Assistant Coach		
2009-10	Minnesota Wild	38	36	8
2010-11	Minnesota Wild	39	35	8
2011-12	Columbus Blue Jackets (interim)	18	21	2
2012-13	Columbus Blue Jackets	24	17	5
2013-14	Columbus Blue Jackets	42	32	7
2014-15	Columbus Blue Jackets	42	35	5
2015-16	Columbus Blue Jackets	0	7	0
2016-20	Tampa Bay Lightning	Assistant Coach		
2020-	Nashville Predators	Assistant Coach		
Totals		204	184	37

JACK McCARTAN (1974-77)

1974-75	Minnesota Fighting Saints	Assistant Coach		
1976-77	Minnesota Fighting Saints	Assistant Coach		

JOE MICHELETTI (1987-91)

1987-91	St. Louis Blues	Assistant Coach		
---------	-----------------	-----------------	--	--

MIKE RAMSEY (2000-2010)

2000-10	Minnesota Wild	Assistant Coach		
---------	----------------	-----------------	--	--

DARBY HENDRICKSON (2010-PRES.)

2010-	Minnesota Wild	Assistant Coach		
-------	----------------	-----------------	--	--

GOPHERS IN THE NHL

MOST NHL GAMES (GOALIES)

*Regular season only	
Frank Pietrangelo	141
Robb Stauber	62
Jack McCartan	54
John Blue	46

MOST NHL WINS (GOALIES)

*Regular season only	
Frank Pietrangelo	46
Robb Stauber	21
John Blue	16
Jack McCartan	16

MOST NHL GAMES

*Regular season only	
Phil Kessel	1,204
Neal Broten	1,099
Mike Ramsey	1,070
Blake Wheeler	1,046
Thomas Vanek	1,029
Alex Goligoski	996
Kyle Okposo	909
Reed Larson	904
Paul Martin	870
Erik Johnson	857
Nick Leddy	851

MOST NHL SEASONS

Mike Ramsey	18
Neal Broten	17
Phil Kessel	16
Kyle Okposo	15
Alex Goligoski	15
Erik Johnson	14
Reed Larson	14
Paul Martin	14
Thomas Vanek	14
Blake Wheeler	14
Aaron Broten	12
Trent Klatt	12
Nick Leddy	12
Jordan Leopold	12

MOST NHL GOALS

*Regular season only	
Phil Kessel	399
Thomas Vanek	373
Blake Wheeler	296
Neal Broten	289
Reed Larson	222
Kyle Okposo	219
Mike Antonovich	192
Aaron Broten	186
Paul Holmgren	158
Trent Klatt	143

MOST NHL ASSISTS

*Regular season only	
Neal Broten	634
Blake Wheeler	571

Phil Kessel	557
Reed Larson	463
Thomas Vanek	416
Alex Goligoski	374
Kyle Okposo	345
Aaron Broten	329
Nick Leddy	292
Paul Martin	270

MOST NHL POINTS

*Regular season only	
Phil Kessel	956
Neal Broten	923
Blake Wheeler	867
Thomas Vanek	789
Reed Larson	685
Kyle Okposo	564
Aaron Broten	515
Alex Goligoski	459
Mike Antonovich	395
Nick Leddy	360

MOST NHL PLAYOFF GAMES

Neal Broten	135
Nick Leddy	130
Mike Ramsey	115
Paul Martin	109
Phil Kessel	96
Paul Holmgren	82
Jordan Leopold	80
Trent Klatt	74
Thomas Vanek	69
Nate Schmidt	68
Erik Haula	61
Blake Wheeler	60

MOST NHL PLAYOFF GOALS

Neal Broten	35
Phil Kessel	34
Mike Antonovich	22
Thomas Vanek	21
Paul Holmgren	19
Trent Klatt	16
Erik Haula	12
Tom Gorence	9
Mike Ramsey	8
Alex Goligoski	7
Kyle Okposo	7
Aaron Broten	7
Nick Leddy	7

MOST NHL PLAYOFF ASSISTS

Neal Broten	63
Phil Kessel	47
Paul Martin	40
Paul Holmgren	32
Blake Wheeler	31
Mike Ramsey	29
Nick Leddy	26
Mike Antonovich	20
Nate Schmidt	19

Aaron Broten	18
Erik Haula	18

MOST NHL PLAYOFF POINTS

Neal Broten	98
Phil Kessel	81
Paul Holmgren	51
Paul Martin	46
Mike Antonovich	42
Mike Ramsey	40
Blake Wheeler	39
Thomas Vanek	36
Nick Leddy	33
Erik Haula	30
Aaron Broten	25
Trent Klatt	25
Nate Schmidt	25

GOLDEN GOPHERS ON THE STANLEY CUP

Year	Player	Team
1977	Mike Polich	Montreal
1991	Frank Pietrangelo	Pittsburgh
1991	Bob Johnson (coach)	Pittsburgh
1992	Bob Johnson (coach)	Pittsburgh
1995	Tom Chorske	New Jersey
1995	Neal Broten	New Jersey
1995	Chris McAlpine	New Jersey
2004	Ben Clymer	Tampa Bay
2009	Alex Goligoski	Pittsburgh
2013	Nick Leddy	Chicago
2016	Phil Kessel	Pittsburgh
2017	Phil Kessel	Pittsburgh
2020	Todd Richard (coach)	Tampa Bay
2022	Erik Johnson	Colorado

GOLDEN GOPHER NHL AWARD WINNERS

Year	Player, Team	Award
1977	John Mariucci	Lester Patrick
1980	1980 Olympic Team	Lester Patrick
1988	Bob Johnson	Lester Patrick
1989	Lou Nanne	Lester Patrick
1998	John Mayasich	Lester Patrick
1998	Neal Broten	Lester Patrick
2002	Herb Brooks	Lester Patrick
2002	1960 Olympic Team	Lester Patrick
2006	Reed Larson	Lester Patrick
2006	Glen Sonmor	Lester Patrick
2007	Phil Kessel	Bill Masterton
2014	Paul Holmgren	Lester Patrick
2019	Jack Blatherwick	Lester Patrick

GOLDEN GOPHERS IN THE NHL ALL-STAR GAME

Year	Player	Team
1978	Reed Larson	Detroit
1980	Reed Larson	Detroit
1981	Paul Holmgren	Philadelphia
1981	Reed Larson	Detroit
1982	Mike Ramsey	Buffalo

GOPHERS IN THE NHL

1983	Neal Broten	Minnesota
1983	Mike Ramsey	Buffalo
1985	Mike Ramsey	Buffalo
1986	Neal Broten	Minnesota
1986	Mike Ramsey	Buffalo
2009	Thomas Vanek	Buffalo
2011	Phil Kessel	Toronto
2012	Phil Kessel	Toronto
2015	Phil Kessel	Toronto
2015	Erik Johnson	Colorado
2017	Kyle Okposo	Buffalo
2018	Blake Wheeler	Winnipeg
2019	Blake Wheeler	Winnipeg

MINNESOTA'S FIRST-ROUND DRAFT PICKS

Year	Name	Team	Pick
1979	Mike Ramsey	Buffalo	11
1985	Tom Chorske	Montreal	16
1989	Doug Zmolek	Minnesota	7
1996	Erik Rasmussen	Buffalo	7
2000	Jeff Taffe	St. Louis	30
2002	Keith Ballard	Buffalo	11
2003	Thomas Vanek	Buffalo	5
2004	Blake Wheeler	Phoenix	5
2004	Kris Chucko	Calgary	24
2006	Erik Johnson	St. Louis	1
2006	Phil Kessel	Boston	5
2006	Kyle Okposo	NY Islanders	7
2006	David Fischer	Montreal	20
2007	Patrick White	Vancouver	25
2007	Jim O'Brien	Ottawa	29
2009	Nick Leddy	Minnesota	16
2009	Jordan Schroeder	Vancouver	22
2010	Nick Bjugstad	Florida	19
2012	Brady Skjei	NY Rangers	28
2017	Casey Mittelstadt	Buffalo	8
2019	Ryan Johnson	Buffalo	31
2021	Chaz Lucius	Winnipeg	18
2022	Logan Cooley	Arizona	3
2022	Jimmy Snuggerud	St. Louis	23

MINNESOTA'S HIGHEST OVERALL DRAFT PICKS

Pick	Name	Year
1	Erik Johnson	2006
3	Logan Cooley	2022
5	Phil Kessel	2006
	Blake Wheeler	2004
	Thomas Vanek	2003
7	Kyle Okposo	2006
	Erik Rasmussen	1996
	Doug Zmolek	1989
8	Casey Mittelstadt	2017
11	Keith Ballard	2002
	Mike Ramsey	1979

GOLDEN GOPHERS DRAFTED BY ROUND

1st	24
2nd	32
3rd	27
4th	25
5th	26
6th	26
7th	20
8th	13
9th	16
10th	2
11th	8
12th	0
13th	1
14th	1
15th	1
21st	1
Supplemental	4

GOLDEN GOPHERS DRAFTED BY NHL TEAM

1.	Dallas Stars (previously Minnesota North Stars)	24
2.	Pittsburgh Penguins	14
3.	Colorado Avalanche (previously Quebec Nordiques)	13
4.	Arizona Coyotes (previously Winnipeg Jets)	12
	Buffalo Sabres	12
6.	St. Louis Blues	11
7.	New York Rangers	10
	Washington Capitals	10
9.	Montreal Canadiens	9
	New Jersey Devils	9
11.	Calgary Flames (previously Atlanta Flames)	8
	Los Angeles Kings	8
	Philadelphia Flyers	8
14.	Chicago Blackhawks	6
	Minnesota Wild	6
	New York Islanders	6
17.	Anaheim Ducks	5
	Columbus Blue Jackets	5
	Nashville Predators	5
	San Jose Sharks	5
	Tampa Bay Lightning	5
	Vancouver Canucks	5
	Winnipeg Jets (previously Atlanta Thrashers)	5
24.	Boston Bruins	4
	Carolina Hurricanes (previously Hartford Whalers)	4
	Detroit Red Wings	4
	Toronto Maple Leafs	4
28.	Florida Panthers	3
29.	Edmonton Oilers	2
	Ottawa Senators	2
31.	California Golden Seals	1
	Colorado Rockies	1
	Kansas City Scouts	1

GOPHERS ON TEAM USA

OLYMPIANS

1936 Garmisch	Bronze Medal	Herb Brooks *		Bob Graiziger	F
Phillip LaBatte	D	1984 Sarajevo	7th place	Al Van	D
1948 St. Moritz	4th place	Scott Bjugstad	F	1955 West Germany	4th place
Rube Bjorkman	F	Steve Griffith	F	Wendell Anderson	D
Allan Opsahl	D	Tom Hirsch	D	Rube Bjorkman	F
1952 Oslo	Silver Medal	David Jensen	D	Gene Campbell	F
Rube Bjorkman	F	Corey Millen	F	Dick Dougherty	F
Jim Sedin	D	Phil Verchota	F	1958 Norway	5th place
Al Van	D	1988 Calgary	7th place	John Mayasich	F
Ken Yackel, Sr.	D/F	John Blue	G	Dick Meredith	F
1956 Cortina d'Ampezzo	Silver Medal	Tom Chorske	F	Jack Petroske	D
Wendell Anderson	D	Corey Millen	F	Don Vaia	G
Gene Campbell	F	Todd Okerlund	F	1959 Czechoslovakia	4th place
Dick Dougherty	F	Dave Snuggerud	F	Richard Burg	F
John Mayasich	F	1992 Albertville	4th place	Jack McCartan	G
Dick Meredith	F	Dean Blais #		Dick Meredith	F
Jack Petroske	D	1994 Lillehammer	8th place	John Newkirk	D
John Mariucci *		Darby Hendrickson	F	Robert Turk	F
1960 Squaw Valley	Gold Medal	Craig Johnson	F	Jim Westby	D
John Mayasich	F	Travis Richards	D	Marsh Ryman *	
Jack McCartan	G	1998 Nagano		1961 Switzerland	6th place
Dick Meredith	F	Herb Brooks (France) *		Herb Brooks	F/D
1964 Innsbruck	5th place	2002 Salt Lake City	Silver Medal	Richard Burg	F
Dave Brooks	F	Herb Brooks *		John Mayasich	F
Herb Brooks	F/D	2006 Torino	8th place	Tom Riley	D
Tom McCoy	D	Jordan Leopold	D	David Rovick	F
Wayne Meredith	D	2010 Vancouver	Silver Medal	Robert Turk	F
Gary Schmalzbauer	F	Erik Johnson	D	Jim Westby	D
Jim Westby	D	Phil Kessel	F	1962 Colorado	Bronze Medal
1968 Grenoble	6th place	2014 Sochi	4th place	Herb Brooks	F/D
Herb Brooks	F/D	Paul Martin	D	Michael Larson	G
Jack Dale	F	Phil Kessel	F	Oscar Mahle	F
Craig Falkman	F	Blake Wheeler	F	John Mayasich	F
Len Lilyholm	F	Thomas Vanek (Austria)	F	1963 Sweden	8th place
Lou Nanne	D	Todd Richards#		Don Norqual	D
Larry Stordahl	F	2018 Pyeongchang	7th place	David Rovick	F
Murray Williamson *		Ryan Stoa	F	Gerald Westby	F
1972 Sapporo	Silver Medal	2022 Beijing	7th place	1965 Finland	6th place
Bruce McIntosh	D	Brock Faber	D	Larry Alm	D
Wally Olds	D	Matthew Knies	F	Herb Brooks	F/D
Frank Sanders	D	Ben Meyers	F	Myron Grafstrom	F
Craig Sarner	F	Aaron Ness (A)	D	Sam Grafstrom	F
Murray Williamson *		U.S. NATIONAL TEAMS		Larry Johnson	D
1976 Innsbruck	5th place	1938 Czechoslovakia	7th place	Larry Smith	F
Rob Harris	F	Al Van	D	Ken Yackel, Sr. *	
Buzz Schneider	F	Spencer Wagnild	D	1967 Austria	5th place
Bob Johnson *		1939 Switzerland	Silver Medal	Herb Brooks	F/D
1980 Lake Placid	Gold Medal	Al Van	D	Craig Falkman	F
Bill Baker	D	Spencer Wagnild	D	Len Lilyholm	F
Neal Broten	F	1947 Czechoslovakia	5th place	Jerry Melnychuk	F
Steve Christoff	F	Pat Finnegan	F	David Metzen	D
Steve Janaszak	G	Robert McCabe	G	Doug Woog	F
Rob McClanahan	F	Al Van	D	Murray Williamson *	
Mike Ramsey	D	1949 Sweden	Bronze Medal	1969 Sweden	6th place
Buzz Schneider	F	Al Van	D	James Branch	D
Eric Strobel	F	1950 England	Silver Medal	Gary Gambucci	F
Phil Verchota	F	Bud Frick	F	John Lothrop	G
				Larry Stordahl	D

GOPHERS ON TEAM USA

	John Mayasich *	
1970	Sweden	Pool B (1st)
	Herb Brooks	F/D
	Gary Gambucci	F
	Len Lilyholm	F
	Larry Stordahl	D
	Murray Williamson *	
1971	Switzerland	6th place
	Craig Falkman	F
	Peter Fichuk	F
	Gary Gambucci	F
	Len Lilyholm	F
	Murray Williamson *	
1972	Romania	Pool B (2nd)
	Craig Sarner	F
1973	Austria	Pool B (2nd)
	Dean Blais	F
1974	Yugoslavia	Pool B (1st)
	Mike Polich	F
	Buzz Schneider	F
1975	West Germany	6th place
	Mike Polich	F
	Buzz Schneider	F
1976	Poland	4th place
	Mike Antonovich	F
	Gary Gambucci	F
	Bill Klatt	F
	Lou Nanne	D
	Pat Phippen	F
	Buzz Schneider	F
	Tom Younghans	F
	John Mariucci *	
1977	Austria	6th place
	Russ Anderson	D
	Warren Miller	F
	Lou Nanne	F
	Wally Olds	D
	Buzz Schneider	F
	Tom Vannelli	F
	Tom Younghans	F
	John Mariucci *	
	Jack McCartan #	
1978	Czechoslovakia	6th place
	Pat Westrum	D
	Tom Younghans	F
	John Mariucci *	
1979	Soviet Union	7th place
	Les Auge	D
	Bill Baker	D
	Steve Christoff	F
	Rob McClanahan	F
	Eric Strobel	F
	Phil Verchota	F
	Herb Brooks *	
1981	Sweden	5th place
	Bill Baker	D
	Aaron Broten	F

10 GOPHERS ON 1980 "MIRACLE ON ICE" GOLD MEDAL TEAM

Suffice it to say, the two United States Olympic Ice Hockey Gold Medals would not have been possible without the contribution from the University of Minnesota Hockey program. In arguably the greatest moment in American sports history, the 1980 U.S. Olympic Hockey Team shocked the world by defeating Russia and Finland to claim the gold medal. That team was led by former University of Minnesota Head Coach Herb Brooks and included 10 Golden Gophers on the roster. Brooks also coached the 2002 U.S. Olympic hockey team to a silver medal.

Twenty years before the "Miracle on Ice," the 1960 U.S. Olympic Hockey Team skated through the field unbeaten to win the nation's first gold medal in Squaw Valley, Calif. That squad featured starting goaltender Jack McCartan, as well as John Mayasich and Dick Meredith.

Through the years, Team USA has had a noticeable Minnesota presence. In every year since the 1980 Olympic Games, the Gophers have been represented on Team USA.

1980 USA OLYMPIC HOCKEY ROSTER

GOALTENDERS

30	Jim Craig	North Easton, Mass.	Boston University
31	Bruce Horsch	Hastings, Minn.	Michigan Tech
1	Steve Janaszak	White Bear Lake, Minn.	Minnesota

DEFENSEMEN

2	Les Auge *	St. Paul, Minn.	Minnesota
6	Bill Baker	Grand Rapids, Minn.	Minnesota
12	Jack Hughes	Somerville, Mass.	Harvard
3	Ken Morrow	Davison, Mich.	Bowling Green
17	Jack O'Callahan	Charleston, Mass.	Boston University
5	Mike Ramsey	Minneapolis, Minn.	Minnesota
4	Gary Ross	Roseau, Minn.	Bemidji State
20	Bob Suter	Madison, Wis.	Wisconsin

FORWARDS

9	Neal Broten	Roseau, Minn.	Minnesota
23	Dave Christian	Warroad, Minn.	North Dakota
11	Steve Christoff	Richfield, Minn.	Minnesota
14	Ralph Cox	Braintree, Mass.	New Hampshire
22	Dave Delich	Eveleth, Minn.	Colorado College
21	Mike Eruzione	Winthrop, Mass.	Boston University
28	John Harrington	Virginia, Minn.	Minnesota Duluth
10	Mark Johnson	Madison, Wis.	Wisconsin
7	Rob McClanahan	St. Paul, Minn.	Minnesota
16	Mark Pavelich	Eveleth, Minn.	Minnesota Duluth
25	Buzz Schneider	Babbitt, Minn.	Minnesota
8	Dave Silk	Scituate, Mass.	Boston University
19	Eric Strobel	Rochester, Minn.	Minnesota
27	Phil Verchota	Duluth, Minn.	Minnesota
15	Mark Wells	St. Clair Shores, Mich.	Bowling Green

Head Coach: Herb Brooks

* second-to-last player cut from team

GOPHERS ON TEAM USA

Reed Larson	D	Darby Hendrickson	F	2015 Czech Republic	3rd place
Wally Olds	D	Dan Trebil	D	Mike Reilly	D
Steve Ulseth	F	1999 Norway	6th place	Todd Richards*	
Dick Meredith %		Tom Chorske	F	2016 Russia	4th place
1982 Finland	8th place	Darby Hendrickson	F	Hudson Fasching	F
Mike Antonovich	F	Craig Johnson	F	Mike Reilly	D
Aaron Broten	F	Trent Klatt	F	Jordan Schroeder	F
Bryan Erickson	F	2000 Russia	5th place	Todd Richards#	
Tom Gorence	F	Ben Clymer	D	2017 Germany/France	5th place
Tom Hirsch	D	Darby Hendrickson	F	Brady Skjei	D
Steve Janaszak	G	Jeff Nielsen	F	Nick Bjugstad	F
Joe Micheletti	D	2001 Germany	4th place	2019 Slovakia	7th place
Mike Ramsey	D	Darby Hendrickson	F	Brady Skjei	D
Buzz Schneider	F	Ryan Kraft	F	2020 Switzerland	Canceled
1983 Japan	Pool B (1st)	2002 Sweden	7th place	Due to public health concerns.	
Paul Ostby	G	Jordan Leopold	D		
Steve Ulseth	F	Erik Rasmussen	F		
Phil Verchota	F	2003 Finland	13th place		
1985 Czechoslovakia	4th place	Craig Johnson	F		
Aaron Broten	F	Jordan Leopold	D		
Corey Millen	F	2004 Czech Republic	Bronze Medal		
1986 Soviet Union	5th place	Keith Ballard	D		
Aaron Broten	F	Erik Westrum	F		
Bryan Erickson	F	Thomas Vanek (Austria)	F		
1987 Austria	7th place	2005 Austria	6th place		
Aaron Broten	F	Jordan Leopold	D		
Bryan Erickson	F	Paul Martin	D		
1989 Sweden	6th place	Thomas Vanek (Austria)	F		
Tom Chorske	F	2006 Latvia	7th place		
Corey Millen	F	Phil Kessel	F		
Dave Snuggerud	F	2007 Russia	5th place		
Robb Stauber	G	Keith Ballard	D		
1990 Switzerland	5th place	Erik Johnson	D		
John Blue	G	Phil Kessel	F		
Aaron Broten	F	2008 Canada	5th place		
Steve MacSwain	F	Keith Ballard	D		
1991 Finland	4th place	Jordan Leopold	D		
Tom Pederson	D	Paul Martin	D		
1992 Czechoslovakia	7th place	Phil Kessel	F		
John Blue	G	2009 Switzerland	4th place		
1993 Germany	6th place	Keith Ballard	D		
Craig Johnson	F	Kyle Okposo	F		
Travis Richards	D	Thomas Vanek (Austria)	F		
1995 Sweden	6th place	2010 Germany	13th place		
Tim Bergland	F	Kyle Okposo	F		
1996 Austria	Bronze Medal	Ryan Potulny	F		
Brian Bonin	F	Matt Demarchi (Italy)	D		
Tom Chorske	F	Todd Richards#			
Mike Crowley	D	2011 Slovakia	8th place		
Darby Hendrickson	F	Blake Wheeler	F		
Craig Johnson	F	2012 Finland/Sweden	7th place		
Tom Pederson	D	Alex Goligoski	D		
1997 Finland	6th place	Kyle Okposo	F		
John Blue	G	Evan Kaufmann (Germany)	F		
Darby Hendrickson	F	Matt DeMarchi (Italy)	D		
1998 Switzerland	12th place	2013 Finland/Sweden	3rd place		
Tom Chorske	F	Erik Johnson	D		
Mike Crowley	D	Nick Bjugstad	F		

CANADA CUP

1976	Lou Nanne	D
	Mike Polich	F
1981	Bill Baker	D
	Steve Christoff	F
	Tom Gorence	F
	Paul Holmgren	F
	Reed Larson	D
	Rob McClanahan	F
	Tom Youngmans	F
	Lou Nanne %	
1984	Aaron Broten	F
	Neal Broten	F
	Bryan Erickson	F
	Tom Hirsch	D
	David Jensen	D
	Mike Ramsey	D
	Lou Nanne %	
1987	Aaron Broten	F
	Corey Millen	F
	Mike Ramsey	D
	Doug Woog #	

WORLD CUP OF HOCKEY

2004	Paul Martin	D
2016	Thomas Vanek (Europe)	F
	Erik Haula (Finland)	F
	Blake Wheeler	F
	Erik Johnson	D

U.S. NATIONAL JUNIOR TEAM

1977	Czechoslovakia	7th place
	Bob Bergloff	D
1978	Canada	5th place
	Paul Joswiak	G
	Bart Larson	F
	Steve Pepper	F
	Steve Ulseth	F
	Len Liljholm *	
1979	Sweden	6th place
	Aaron Broten	F
	Neal Broten	F

G O P H E R S O N T E A M U S A

Bryan Erickson	F	1997 Switzerland	Silver Medal	2013 Russia	Gold Medal
Jim Jetland	G	Ben Clymer	D	Mike Reilly	D
Mike Ramsey	D	Erik Rasmussen	F	Grant Potulny#	
Steve Ulseth	F	Wyatt Smith	F	2014 Sweden	5th place
1980 Finland	7th place	1998 Finland	5th place	Brady Skjei	D
Bryan Erickson	F	Aaron Miskovich	F	Hudson Fasching	F
Dave Jensen	D	1999 Canada	8th place	Don Lucia*	
1981 West Germany	6th place	Jordan Leopold	D	2015 Canada	5th place
Steve Griffith	F	2000 Sweden	4th place	Ryan Collins	D
Dave Jensen	D	Jordan Leopold	D	Hudson Fasching	F
1982 Minnesota	6th place	Jeff Taffe	F	Leon Bristedt (Sweden)	F
Rick Erdall	F	2001 Russia	5th place	2017 Canada	Gold Medal
Tony Kellin	D	Paul Martin	D	Ryan Lindgren	D
Doug Woog #		Troy Riddle	F	Grant Potulny#	
1983 Soviet Union	5th place	Jeff Taffe	F	2018 New York	Bronze Medal
Rick Erdall	F	2002 Czech Republic	5th place	Ryan Lindgren	D
Tony Kellin	D	Keith Ballard	D	Casey Mittelstadt	F
1984 Sweden	6th place	2003 Canada	4th place	2019 Czech Republic	N/A
Wally Chapman	F	Gino Guyer	F	Sampo Ranta (Finland)	F
Craig Mack	D	Barry Tallackson	F	2020 Canada	Gold Medal
Todd Okerlund	F	2004 Finland		Brock Faber	D
1985 Finland	6th place	Thomas Vanek (Austria)	F	Ryan Johnson	D
Doug Woog *		2005 North Dakota	4th place	Jackson LaCombe	D
1986 Canada	Bronze Medal	Alex Goligoski	D	2021 Canada	5th place
Tom Chorska	F	Nate Hagemo	D	*Postponed to August 2022*	
1987 Czechoslovakia	4th place	Phil Kessel	F	Logan Cooley	F
Marty Nanne	F	2006 Canada	4th place	Brock Faber (C)	D
Robb Stauber	G	Jeff Frazee	G	Matthew Knies	F
1988 Soviet Union	6th place	Erik Johnson	D	Steve Miller#	
Randy Skarda	D	Phil Kessel	F	Grant Potulny#	
Dean Blais #		Blake Wheeler	F		
1989 Alaska	5th place	2007 Sweden	Bronze Medal	* Head Coach	
Tom Pederson	D	Mike Carman	F	# Assistant Coach	
Dean Blais #		Jeff Frazee	G	% General Manager	
1990 Finland	7th place	Erik Johnson	D	+ Team Staff	
Cory Laylin	F	Kyle Okposo	F		
Jeff Stolp	G	Ryan Stoa	F	HOCKEY HALL OF FAME	
Doug Zmolek	D	2008 Czech Republic	4th place	2006 Herb Brooks	F/D/Head Coach
1991 Canada	4th place	Mike Carman	F	U.S. HOCKEY HALL OF FAME	
Craig Johnson	F	Cade Fairchild	D	2010 Dr. V George Nagobads	Doctor
Trent Klatt	F	Ryan Flynn	D	2007 Aaron Broten	F
1993 Sweden	4th place	Kyle Okposo	F	2006 Gary Gambucci	F
Jeff Callinan	G	Jordan Schroeder	F	2005 Murray Williamson	F
1994 Czech Republic	6th place	2009 Canada	5th place	2003 Dick Dougherty	F
Andy Brink	F	Cade Fairchild	D	2002 Doug Woog	F/Head Coach
Dean Blais *		Mike Hoeffel	F	2001 Mike Ramsey	D
Mike Guentzel #		Jordan Schroeder	F	2000 Neal Broten	F
1995 Canada	5th place	2010 Canada	Gold Medal	1998 Lou Nanne	D
Reggie Berg	F	Jordan Schroeder	F	1996 Reed Larson	D
Mike Crowley	D	Dean Blais *		1991 Bob Johnson	F
Brian LaFleur	D	2011 New York	Bronze Medal	1990 Herb Brooks	F/D/Head Coach
Mike Guentzel #		Nick Bjuggstad	F	1988 Larry Ross	G
1996 Massachusetts	5th place	Erik Haula (Finland)	F	1986 Ken Yackel, Sr.	D/F
Reggie Berg	F	2012 Canada	7th place	1983 Jack McCartan	G
Ben Clymer	D	Nick Bjuggstad	F	1976 John Mayasich	F
Casey Hankinson	D	Kyle Rau	F		
Erik Rasmussen	F	Dean Blais *		U.S. OLYMPIC HALL OF FAME	
Wyatt Smith	F	Mark Bahr +		2005 Herb Brooks	F/D/Head Coach
Mike Guentzel #					

CAREER RECORDS

TOTAL POINTS

"THE CAREER 150-POINT CLUB"

Player, seasons	G	A	Pts.
1. John Mayasich, 1951-55	144	154	298
2. Pat Micheletti, 1982-86	120	149	269
3. Corey Millen, 1982-87	119	122	241
4. Butsy Erickson, 1979-83	109	129	238
5. Larry Olimb, 1988-92	59	159	218
6. Brian Bonin, 1992-96	100	116	216
7. Steve Ulseth, 1977-81	84	118	202
8. Tim Harrer, 1976-80	117	84	201
9. John Pohl, 1998-2002	71	129	200
10. Dick Dougherty, 1951-54	109	78	187
11. Peter Hankinson, 1986-90	82	100	182
12. Tom Vannelli, 1973-77	69	111	180
13. Troy Riddle, 2000-04	82	96	178
Aaron Broten, 1979-81	72	106	178
15. Erik Westrum, 1997-2001	69	99	168
Richard Erdall, 1981-85	55	113	168
17. Ryan Kraft, 1994-98	62	104	166
18. Kyle Rau, 2011-15	67	97	164
19. Scott Bjugstad, 1979-83	86	77	163
20. Grant Bischoff, 1987-91	80	81	161
Tom Rothstein, 1980-85	67	94	161
22. Steve Christoff, 1976-79	77	82	159
Mike Polich, 1971-75	70	89	159
24. Reggie Berg, 1995-99	74	84	158
Todd Richards, 1985-89	30	128	158
26. Mike Crowley, 1994-97	37	120	157
27. Jason Miller, 1987-91	53	102	155
28. Justin Kloos, 2013-17	63	87	150

GOALS

1. John Mayasich, 1951-55	144
2. Pat Micheletti, 1982-86	120
3. Corey Millen, 1983-87	119
4. Tim Harrer, 1976-80	117
5. Butsy Erickson, 1979-83	109
Dick Dougherty, 1950-54	109
7. Brian Bonin, 1992-96	100
8. Scott Bjugstad, 1979-83	86
9. Steve Ulseth, 1977-81	84
10. Troy Riddle, 2000-04	82
Peter Hankinson, 1986-90	82
12. Grant Bischoff, 1987-91	80
13. Ken Gernander, 1987-91	78
14. Steve Christoff, 1976-79	77
15. Jeff Nielsen, 1990-94	76
16. Reggie Berg, 1995-99	74
17. Dave Snuggerud, 1985-89	73
18. Aaron Broten, 1979-81	72
19. John Pohl, 1998-2002	71
20. Ken Yackel, Sr., 1974-77	70
Mike Polich, 1971-75	70

ASSISTS

1. Larry Olimb, 1988-92	159
2. John Mayasich, 1951-55	154
3. Pat Micheletti, 1982-86	149
4. Butsy Erickson, 1979-83	129
5. John Pohl, 1998-2002	128
Todd Richards, 1985-89	128
7. Corey Millen, 1983-87	122
8. Mike Crowley, 1994-97	120
9. Steve Ulseth, 1977-81	118
10. Brian Bonin, 1992-96	116
11. Richard Erdall, 1981-85	113
12. Tom Vannelli, 1973-77	111
13. Aaron Broten, 1979-81	106
14. Ryan Kraft, 1994-98	104
Neal Broten, 1978-81	104
16. Jason Miller, 1987-91	102
17. Dan Trebil, 1991-96	100
Peter Hankinson, 1986-90	100
19. Jordan Leopold, 1998-2002	99
Erik Westrum, 1997-2001	99

SHORTHANDED GOALS

1. Aaron Miskovich, 1997-2001	10
(1 in 1997-98)	
(2 in 1998-99)	
(4 in 1999-2000)	
(3 in 2000-01)	
Paul Broten, 1984-88	10
(3 in 1984-85)	
(3 in 1986-87)	
(4 in 1987-88)	

POINTS BY A DEFENSEMEN

Player, seasons	G	A	Pts.
1. Todd Richards, 1985-89	30	128	158
2. Mike Crowley, 1994-97	37	120	157
3. Jordan Leopold, 1998-2002	45	99	144
4. Travis Richards, 1989-93	35	98	133
5. Dan Trebil, 1991-96	24	100	124
6. Bill Baker, 1975-79	30	88	118
7. Gary Shopek, 1983-87	24	93	117
8. Tony Kellin, 1982-86	37	75	112
9. Chris Harrington, 2002-06	14	95	109
10. Joe Micheletti, 1973-77	25	81	106
11. Les Auge, 1971-75	19	85	104
12. Keith Ballard, 2001-04	33	67	100
13. Tom Pederson, 1987-91	25	74	99
14. Alex Goligoski, 2004-07	25	73	98
15. Paul Martin, 2000-03	20	77	97
16. Bart Larson, 1977-81	14	82	96
17. Reed Larson, 1973-77	34	61	95

CAREER RECORDS

GOALS BY A DEFENSEMEN

1. Jordan Leopold, 1998-2002.....	45
2. Mike Crowley, 1994-97.....	37
Tony Kellin, 1982-86.....	37
4. Chris McAlpine, 1990-94.....	36
5. Travis Richards, 1988-93.....	35
6. Reed Larson, 1973-77.....	34
7. Keith Ballard, 2001-04.....	33
8. Todd Richards, 1985-89.....	30
Bill Baker, 1975-79.....	30
10. Randy Skarda, 1986-89.....	28
11. Alex Goligoski, 2004-07.....	25
Tom Pederson, 1987-91.....	25
Joe Micheletti, 1973-77.....	25
14. Dan Trebil, 1991-96.....	24
Gary Shopek, 1983-87.....	24
Michael Knoke, 1979-81.....	24

ASSISTS BY A DEFENSEMEN

1. Todd Richards, 1985-89.....	128
2. Mike Crowley, 1994-97.....	120
3. Dan Trebil, 1991-96.....	100
4. Jordan Leopold, 1998-2002.....	99
5. Travis Richards, 1989-93.....	98
6. Chris Harrington, 2002-06.....	95
7. Gary Shopek, 1983-87.....	93
8. Bill Baker, 1975-79.....	88
9. Les Auge, 1971-75.....	85
10. Bart Larson, 1977-81.....	82
11. Joe Micheletti, 1973-77.....	81
12. Paul Martin, 2000-03.....	77
13. Tony Kellin, 1982-86.....	75
Mike Guentzel, 1981-85.....	75
15. Tom Pederson, 1987-91.....	74
16. Alex Goligoski, 2004-07.....	73
17. Cade Fairchild, 2007-11.....	72
18. Mike Reilly, 2012-15.....	71
19. Michael Knoke, 1979-81.....	70

GAMES PLAYED

1. Larry Olimb, 1988-92.....	182
2. Grant Bischoff, 1987-91.....	180
3. Ken Gernander, 1987-91.....	176
Peter Hankinson, 1986-90.....	176
Travis Richards, 1989-93.....	176
6. Derek Peltier, 2004-08.....	173
Jason Miller, 1987-91.....	173
Gary Shopek, 1984-88.....	173
9. Andy Sertich, 2002-06.....	172
Judd Stevens, 2001-05.....	172
Jeff Nielsen, 1990-94.....	172
Paul Broten, 1984-88.....	172
13. Matt Koalska, 2000-04.....	171
Troy Riddle, 2000-04.....	171
15. Gino Guyer, 2002-06.....	170
Chris Harrington, 2002-06.....	170
Dylan Mills, 1997-2001.....	170
Cory Laylin, 1988-92.....	170

19. Jake Fleming, 2001-05.....	168
Jon Waibel, 2000-04.....	168

POINTS PER GAME (MIN. 60 GP)

Player, seasons.....	GP.....	Pts.....	PPG
1. John Mayasich, 1951-55.....	111	298	2.68
2. Dick Dougherty, 1950-54.....	81	187	2.15
3. Aaron Broten, 1979-81.....	86	178	2.07
4. Neal Broten, 1978-81.....	76	142	1.97
5. Pat Micheletti, 1982-86.....	162	269	1.66
6. Butsy Erickson, 1979-83.....	144	238	1.65
7. Corey Millen, 1982-87.....	149	241	1.62
8. Gene Campbell, 1951-54.....	80	119	1.49
9. Richard Erdall, 1981-85.....	123	168	1.37
10. Thomas Vanek, 2002-04.....	83	113	1.36
Steve Ulseth, 1977-81.....	148	202	1.36
12. Steve Christoff, 1976-79.....	119	159	1.34
13. Ken Yackel, Sr., 1974-77.....	112	148	1.32
14. Brian Bonin, 1992-96.....	166	216	1.30
Tom Vannelli, 1973-77.....	138	180	1.30

PENALTIES

1. Chris McAlpine, 1990-94.....	208
2. Matt DeMarchi, 1999-2003.....	204
3. Ben Hankinson, 1987-91.....	182
4. Pat Micheletti, 1982-86.....	180
5. Dave Larson, 1992-96.....	142
6. Lance Pitlick, 1986-90.....	138
7. Jeff Nielsen, 1990-94.....	128
8. Casey Hankinson, 1994-98.....	126
9. Erik Westrum, 1997-2001.....	125
10. Don Micheletti, 1976-80.....	123
11. Jed Fiebelkorn, 1991-95.....	122
Tony Kellin, 1982-86.....	122
13. Dick Paradise, 1965-68.....	119
14. Bill Kohn, 1995-99.....	118
Randy Skarda, 1986-89.....	118

PENALTY MINUTES

1. Matt DeMarchi, 1999-2003.....	473
2. Chris McAlpine, 1990-94.....	453
3. Pat Micheletti, 1982-86.....	403
4. Ben Hankinson, 1987-91.....	400
5. Casey Hankinson, 1994-98.....	347
6. Dave Larson, 1992-96.....	314
7. Erik Westrum, 1997-2001.....	307
8. Jeff Nielsen, 1990-94.....	292
9. Lance Pitlick, 1986-90.....	285
10. Bill Kohn, 1995-99.....	274
11. Dick Paradise, 1965-68.....	271
12. Randy Skarda, 1985-89.....	270
13. Scott Bell, 1990-95.....	268
14. Chris Harrington, 2002-06.....	266
15. Bill Butters, 1970-73.....	262

SEASON RECORDS

TOTAL POINTS

"THE SEASON 75-POINT CLUB"

Player, season	G	A	Pts.
1. Aaron Broten, 1980-81	47	59	106
2. Pat Micheletti, 1984-85	48	46	96
3. Steve Ulseth, 1980-81	41	52	93
4. Scott Bjugstad, 1982-83	43	48	91
5. Butsy Erickson, 1980-81	39	47	86
6. Corey Millen, 1985-86	41	42	83
7. Butsy Erickson, 1982-83	35	47	82
Tim Harrer, 1979-80	53	29	82
9. Brian Bonin, 1995-96	34	47	81
10. Larry Olimb, 1991-92	24	56	80
Pat Micheletti, 1985-86	32	48	80
John Mayasich, 1954-55	41	39	80
13. John Pohl, 2001-02	27	52	79
14. John Mayasich, 1953-54	29	49	78
John Mayasich, 1952-53	42	36	78
16. Steve Christoff, 1978-79	38	39	77
17. Richard Erdall, 1984-85	25	51	76

GOALS

1. Tim Harrer, 1979-80	53
2. Pat Micheletti, 1984-85	48
3. Aaron Broten, 1980-81	47
4. Scott Bjugstad, 1982-83	43
5. Dick Dougherty, 1953-54	42
John Mayasich, 1952-53	42
6. Corey Millen, 1985-86	41
Steve Ulseth, 1980-81	41
John Mayasich, 1954-55	41

ASSISTS

1. Aaron Broten, 1980-81	59
2. Larry Olimb, 1991-92	56
3. Neal Broten, 1980-81	54
4. John Pohl, 2001-02	52
Steve Ulseth, 1980-81	52
6. Neal Broten, 1978-79	50
7. John Mayasich, 1953-54	49
8. Scott Bjugstad, 1982-83	48
Pat Micheletti, 1985-86	48
10. Brian Bonin, 1995-96	47
Butsy Erickson, 1982-83	47

SHORTHANDED GOALS

1. Peter Hankinson, 1989-90	5
Steve Griffith, 1982-83	5

POINTS BY A DEFENSEMAN

Player, season	G	A	Pts.
1. Mike Crowley, 1995-96	17	46	63
2. Mike Crowley, 1996-97	9	47	56
3. Bill Baker, 1978-79	12	42	54
4. Todd Richards, 1986-87	8	43	51
5. Jordan Leopold, 2000-01	12	37	49
6. Jordan Leopold, 2001-02	20	28	48

Michael Knoke, 1980-81	15	33	48
Joe Micheletti, 1976-77	9	39	48
9. Dan Trebil, 1995-96	11	35	46
Michael Knoke, 1979-80	9	37	46

GOALS BY A DEFENSEMAN

1. Jordan Leopold, 2001-02	20
2. Randy Skarda, 1987-88	19
3. Mike Crowley, 1995-96	17
4. Michael Knoke, 1980-81	15
5. Lou Nanne, 1962-63	14
6. Reed Larson, 1975-76	13
7. Keith Ballard, 2002-03	12
Jordan Leopold, 2000-01	12
Chris McAlpine, 1993-94	12
Travis Richards, 1988-93	12
Tony Kellin, 1983-84	12
Bill Baker, 1978-79	12
Ken Yackel, Sr., 1953-54	12

ASSISTS BY A DEFENSEMAN

1. Mike Crowley, 1996-97	47
2. Mike Crowley, 1995-96	46
3. Todd Richards, 1986-87	43
4. Bill Baker, 1978-79	42
5. Joe Micheletti, 1976-77	39
6. Nate Schmidt 2011-12	38
7. Jordan Leopold, 2000-01	37
Michael Knoke, 1979-80	37
9. Larry Olimb, 1989-90*	36
Mike Guentzel, 1984-85	36
Mike Reilly, 2014-15	36

* Olimb played defense for two seasons (1988-90), but then was switched to center. Only his '88-89 and '89-90 statistics count toward defensemen's records.

PENALTIES

1. Pat Micheletti, 1984-85	65
2. Chris McAlpine, 1991-92	64
3. Ben Hankinson, 1990-91	62
4. Matt DeMarchi, 2000-01	57
5. Chris McAlpine, 1993-94	55
Peter Hayek, 1979-80	55

PENALTY MINUTES

1. Pat Micheletti, 1984-85	154
2. Matt DeMarchi, 2000-01	149
3. Chris McAlpine, 1991-92	136
4. Ben Hankinson, 1990-91	133
5. Matt DeMarchi, 2002-03	130
6. Erik Rasmussen, 1996-97	123
7. Chris McAlpine, 1993-94	121
8. Jed Fiebelkorn, 1994-95	119

SEASON RECORDS

GOALS BY A FRESHMAN

1. John Mayasich, 1951-52	32
2. Thomas Vanek, 2002-03	31
3. Darby Hendrickson, 1991-92	25
Aaron Broten, 1979-80	25
5. John Sheridan, 1973-74	24
6. Reggie Berg, 1995-96	23
Mike Antonovich, 1969-70	23
8. Grant Potulny, 2000-01	22
Trent Klatt, 1989-90	22
Neal Broten, 1978-79	22

ASSISTS BY A FRESHMAN

1. Neal Broten, 1978-79	50
2. Aaron Broten, 1979-80	47
3. Phil Kessel, 2005-06	33
Ryan Kraft, 1994-95	33
Jay Cates, 1985-86	33
6. Jordan Schroeder, 2008-09	32
Erik Rasmussen, 1995-96	32
7. Thomas Vanek, 2002-03	31
8. Darby Hendrickson, 1991-92	30
John Mayasich, 1951-52	30

LONGEST POINT SCORING STREAK

1. Steve Ulseth, 1980-81	24
2. John Mayasich, 1951-53	23
3. Brian Bonin, 1994-96	21
Pat Micheletti, 1983-85	21
5. Erik Westrum, 1999-2000	19
Aaron Broten, 1980-81	19

LONGEST POINT-SCORING STREAK - SINGLE SEASON

1. Steve Ulseth, 1980-81	24
2. Erik Westrum, 1999-2000	19
Brian Bonin, 1995-96	19
Aaron Broten, 1980-81	19
5. Scott Bjugstad, 1982-83	17
6. John Mayasich, 1953-54	16

MOST GAME-WINNING GOALS (SINCE 1975)

1. Aaron Broten, 1980-81	10
2. Jeff Taffe, 2001-02	8
3. Seven players (last: Kyle Rau, 2012-13)	7
10. Four players (last: Scott Reedy, 2020-21)	6

MOST POWER PLAY GOALS (SINCE 1975)

1. Tim Harrer, 1979-80	27
2. Aaron Broten, 1980-81	26
3. Pat Micheletti, 1984-85	25
4. Ryan Potulny, 2005-06	17
5. Grant Potulny, 2000-01	16
6. Corey Millen, 1986-87	15
7. Ryan Potulny, 2004-05	14
John Pohl, 2001-02	14
Jeff Taffe, 2001-02	14
Corey Millen, 1985-86	14

SENIOR SEASON SCORING

Player, season.....	G.....	A.....	Pts.
1. Steve Ulseth, 1980-81.....	41	52	93
2. Scott Bjugstad, 1982-83.....	43	48	91
3. Butsy Erickson, 1982-83.....	35	47	82
Tim Harrer, 1979-80.....	53	29	82
5. Brian Bonin, 1995-96.....	34	47	81
6. Larry Olimb, 1991-92.....	24	56	80
Pat Micheletti, 1985-86.....	32	48	80
John Mayasich, 1954-55.....	41	39	80
9. John Pohl, 2001-02.....	27	52	79
10. Richard Erdall, 1984-85.....	25	51	76

JUNIOR SEASON SCORING

Player, season.....	G.....	A.....	Pts.
1. Pat Micheletti, 1984-85.....	48	46	96
2. Corey Millen, 1985-86.....	41	42	83
3. John Mayasich, 1953-54.....	29	49	78
4. Steve Christoff, 1978-79.....	38	39	77
5. Don Micheletti, 1978-79.....	36	36	72
6. Tom Vannelli, 1975-76.....	26	43	69
7. Dick Dougherty, 1952-53.....	35	32	67
8. Trent Klatt, 1991-92.....	30	36	66
9. Tom Rothstein, 1983-84.....	30	34	64
10. Ryan Potulny, 2005-06.....	38	25	63
Brian Bonin, 1994-95.....	32	31	63

SOPHOMORE SEASON SCORING

Player, season.....	G.....	A.....	Pts.
1. Aaron Broten, 1980-81.....	47	59	106
2. Butsy Erickson, 1980-81.....	39	47	86
3. John Mayasich, 1952-53.....	42	36	78
4. Neal Broten, 1980-81.....	17	54	71
5. Steve Christoff, 1977-78.....	32	34	66
6. Corey Millen, 1983-84.....	28	36	64
7. Mike Crowley, 1995-96.....	17	46	63
8. Pat Micheletti, 1983-84.....	26	34	60
9. John Pohl, 1999-2000.....	18	41	59
Dave Snuggerud, 1986-87.....	30	29	59

FRESHMAN SEASON SCORING

Player, season.....	G.....	A.....	Pts.
1. Aaron Broten, 1979-80.....	25	47	72
2. Neal Broten, 1978-79.....	21	50	71
3. Thomas Vanek, 2002-03.....	31	31	62
John Mayasich, 1951-52.....	32	30	62
5. Darby Hendrickson, 1991-92.....	25	30	55
6. Jay Cates, 1985-86.....	20	33	53
7. Phil Kessel, 2005-06.....	18	33	51
8. Erik Rasmussen, 1995-96.....	16	32	48
9. Ryan Kraft, 1994-95.....	13	33	46
10. Jordan Schroeder, 2008-09.....	13	32	45

SCORING RECORDS

SCORING LEADERS SINCE 1950

YEAR	PLAYER	POS.	GP	G	A	TP	YEAR	PLAYER	POS.	GP	G	A	TP
1949-50	Russell Strom	C	16	9	8	17	1987-88	Jay Cates	C	42	17	31	48
	Jack Bonner	C	16	9	8	17	1988-89	Tom Chorske	W	37	25	24	49
1950-51	Calvin Engelstad	W	26	19	34	53		Dave Snuggerud	C	45	29	20	49
1951-52	John Mayasich	C	26	32	30	62	1989-90	Peter Hankinson	W	46	25	41	66
1952-53	John Mayasich	C	27	42	36	78	1990-91	Larry Olimb	D/C	45	19	38	57
1953-54	John Mayasich	C	28	29	49	78	1991-92	Larry Olimb	C	44	24	56	80
1954-55	John Mayasich	C	30	41	39	80	1992-93	Craig Johnson	C/W	42	22	24	46
1955-56	Ken Yackel Sr.	W	29	19	20	39	1993-94	Jeff Nielsen	W	41	29	16	45
1956-57	Terry Bartholome	W	29	14	7	21	1994-95	Brian Bonin	C	44	32	31	63
1957-58	Dick Burg	W	28	19	16	35	1995-96	Brian Bonin	C	42	34	47	81
1958-59	Stu Anderson	C	25	15	19	34	1996-97	Mike Crowley	D	42	9	47	56
1959-60	Jerry Melnychuk	C	28	15	25	40	1997-98	Wyatt Smith	C	39	24	23	47
1960-61	Jerry Norman	W	27	22	17	39	1998-99	Reggie Berg	F	43	20	28	48
1961-62	Ron Constantine	W	22	15	13	28	1999-2000	John Pohl	F	41	18	41	59
1962-63	Lou Nanne	D	29	14	29	43	2000-01	Erik Westrum	C	42	26	35	61
1963-64	Roy Nystrom	W	26	17	19	36	2001-02	John Pohl	C	44	27	52	79
1964-65	Doug Woog	C	29	26	21	47	2002-03	Thomas Vanek	F	45	31	31	62
1965-66	Gary Gambucci	W	28	23	17	40	2003-04	Thomas Vanek	F	38	26	25	51
1966-67	Jack Dale	C	28	17	26	43	2004-05	Tyler Hirsch	F	41	11	33	44
1967-68	Bill Klatt	W	31	23	20	43	2005-06	Ryan Potulny	C	41	38	25	63
1968-69	Peter Fichuk	C	31	21	24	45	2006-07	Jay Barriball	F	44	20	23	43
1969-70	Mike Antonovich	C	32	23	20	43	2007-08	Blake Wheeler	C	44	15	20	35
1970-71	Dean Blais	W	33	16	24	40	2008-09	Ryan Stoa	F	36	24	22	46
1971-72	Doug Peltier	W	32	22	14	36	2009-10	Tony Lucia	F	39	11	17	28
1972-73	Mike Polich	C	34	18	14	32		Jordan Schroeder	F	37	9	19	28
	Dean Blais	W	34	14	18	32	2010-11	Jacob Cepis	F	36	12	17	29
1973-74	Mike Polich	C	40	19	33	52	2011-12	Erik Haula	C	43	20	29	49
1974-75	Mike Polich	C	42	25	37	62	2012-13	Erik Haula	C	37	16	35	51
1975-76	Tom Vannelli	C	44	26	43	69	2013-14	Kyle Rau	C	41	14	26	40
1976-77	Tom Vannelli	C	42	26	30	56	2014-15	Mike Reilly	D	42	6	36	42
1977-78	Steve Christoff	C	38	32	34	66	2015-16	Justin Kloos	F	37	16	27	43
1978-79	Steve Christoff	C	43	38	39	77	2016-17	Tyler Sheehy	F	38	20	33	53
1979-80	Tim Harrer	W	41	*53	29	82	2017-18	Rem Pitlick	F	38	12	19	31
1980-81	Aaron Broten	C	45	47	*59	*106	2018-19	Rem Pitlick	F	38	21	24	45
1981-82	Butsy Erickson	W	35	25	20	45	2019-20	Sammy Walker	F	37	11	19	30
1982-83	Scott Bjugstad	C	44	43	48	91	2020-21	Sampo Ranta	F	31	19	12	31
1983-84	Tom Rothstein	W	39	30	34	64	2021-22	Ben Meyers	F	344	17	24	41
1984-85	Pat Micheletti	W	44	48	48	96							
1985-86	Corey Millen	C	*48	41	42	83							
1986-87	Corey Millen	C	42	36	29	65							

* single-season program record

SCORING RECORDS

100-POINT GOLDEN GOPHERS

Player	Seasons	GP	G	A	Pts.	Player	Seasons	GP	G	A	Pts.
John Mayasich	1951-55	111	144	154	298	Pat Phippen	1973-76	123	46	85	131
Pat Micheletti	1982-86	162	120	149	269	Jay Barriball	2006-11	154	51	79	130
Corey Millen	1982-87	149	119	122	241	Todd Okerlund	1983-87	133	44	86	130
Bryan "Butsy" Erickson	1979-83	144	109	129	238	Dave Spehar	1996-2000	160	61	68	129
Larry Olimb	1988-92	182	59	159	218	Wyatt Smith	1995-99	152	67	62	129
Brian Bonin	1992-96	166	100	116	216	Warren Miller	1972-76	157	58	71	129
Steve Ulseth	1977-81	148	84	118	202	Justin McHugh	1990-95	160	66	60	126
Tim Harrer	1976-80	157	117	84	201	Erik Haula	2010-13	114	42	82	124
John Pohl	1998-2002	165	71	129	200	Dan Trebil	1992-96	164	24	100	124
Dick Dougherty	1951-54	81	109	78	187	Paul Broten	1984-88	172	50	72	122
Peter Hankinson	1986-90	176	82	100	182	Wally Chapman	1982-86	144	67	54	121
Tom Vannelli	1973-77	138	69	111	180	Phil Verchota	1975-79	161	59	61	120
Troy Riddle	2000-04	171	82	96	178	Gene Campbell	1951-54	80	52	67	119
Aaron Broten	1979-81	86	72	106	178	Ryan Potulny	2003-06	100	68	50	118
Erik Westrum	1997-2001	161	69	99	168	Bill Baker	1975-79	154	30	88	118
Richard Erdall	1981-85	123	55	113	168	Gary Shopek	1983-87	173	24	93	117
Ryan Kraft	1994-98	159	62	104	166	Grant Potulny	2000-04	146	68	48	116
Kyle Rau	2011-15	160	67	97	164	Thomas Vanek	2002-04	83	57	56	113
Scott Bjugstad	1979-83	133	86	77	163	Jeff Taffe	1999-2002	120	56	57	113
Grant Bischoff	1987-91	180	80	81	161	Sammy Walker	2018-22	144	48	64	112
Tom Rothstein	1980-85	158	67	94	161	Tony Kellin	1982-86	165	37	75	112
Steve Christoff	1976-79	119	77	82	159	Chris Harrington	2002-06	170	14	95	109
Mike Polich	1971-75	148	70	89	159	Rob McClanahan	1976-79	121	45	63	108
Reggie Berg	1995-99	160	74	84	158	Gary Gambucci	1965-68	88	52	56	108
Todd Richards	1985-89	167	30	128	158	Mike Szmatala	2015-18	139	47	61	108
Mike Crowley	1994-97	125	37	120	157	Rem Pitlick	2016-19	112	47	61	108
Jason Miller	1987-91	173	53	102	155	Gino Guyer	2002-06	170	40	67	107
Justin Kloos	2013-17	155	63	87	150	Cory Laylin	1988-92	170	58	49	107
Tyler Sheehy	2015-19	149	56	93	149	Mark Lambert	1974-78	160	42	65	107
Ken Yackel, Sr.	1952-56	112	70	78	148	Bill Klatt	1966-69	89	52	55	107
Don Micheletti	1976-80	127	64	84	148	Eric Strobel	1976-79	120	52	54	106
Steve MacSwain	1983-87	139	68	79	147	Joe Micheletti	1973-77	135	25	81	106
Trent Klatt	1989-92	121	68	78	146	Casey Hankinson	1994-98	149	50	56	106
Jordan Leopold	1998-2002	164	45	99	144	Blake McLaughlin	2018-22	142	38	67	105
Neal Broten	1978-81	76	38	104	142	Les Auge	1971-75	134	19	85	104
Jeff Nielsen	1990-94	172	76	65	141	Danny Irmén	2003-06	118	54	49	103
Jay Cates	1985-88	136	55	86	141	Nate Condon	2010-14	159	40	63	103
Dave Snuggerud	1985-89	126	73	67	140	Dick Meredith	1951-55	110	43	59	102
Ken Gernander	1987-91	176	78	62	140	Doug Woog	1963-66	80	48	53	101
Dean Blais	1969-73	124	56	83	139	Tom Chorske	1985-89	123	51	50	101
Matt Koalska	2000-04	171	42	94	136	Peter Fichuk	1966-69	92	43	58	101
Craig Johnson	1990-93	119	54	81	135	Keith Ballard	2001-04	123	33	67	100
Kevin Hartzell	1978-82	140	54	80	134	Ben Hankinson	1987-91	155	49	51	100
Travis Richards	1989-93	176	35	98	133						

SCORING RECORDS

50-GOAL SCORERS

Player	Seasons	G
John Mayasich	1951-55	144
Pat Micheletti	1982-86	120
Corey Millen	1982-87	119
Tim Harrer	1976-80	117
Dick Dougherty	1951-54	109
Bryan "Butsy" Erickson	1979-83	109
Brian Bonin	1992-96	100
Scott Bjugstad	1979-83	86
Steve Ulseth	1977-81	84
Peter Hankinson	1986-90	82
Troy Riddle	2000-04	82
Grant Bischoff	1987-91	80
Ken Gernander	1987-91	78
Steve Christoff	1976-79	77
Jeff Nielsen	1990-94	76
Reggie Berg	1995-99	74
Dave Snuggerud	1985-89	73
Aaron Broten	1979-81	72
John Pohl	1998-2002	71
Mike Polich	1971-75	70
Ken Yackel, Sr.	1952-56	70
Erik Westrum	1997-2001	69
Tom Vannelli	1973-77	69
Ryan Potulny	2002-06	68
Grant Potulny	2000-04	68
Trent Klatt	1989-92	68
Steve MacSwain	1983-87	68
Wally Chapman	1982-86	67
Tom Rothstein	1980-85	67
Wyatt Smith	1995-99	67
Kyle Rau	2011-15	67
Justin McHugh	1990-95	66
Don Micheletti	1976-80	64
Justin Kloos	2013-17	63
Ryan Kraft	1994-98	62
Dave Spehar	1996-2000	61
Larry Olimb	1988-92	59
Phil Verchota	1975-79	59
Cory Laylin	1988-92	58
Warren Miller	1972-76	58
Thomas Vaneke	2002-04	57
Dean Blais	1969-73	56
Jeff Taffe	1999-2002	56
Tyler Sheehy	2015-19	56
Jay Cates	1985-88	55
Richard Erdall	1981-85	55
Danny Irmien	2002-06	54
Kevin Hartzell	1978-82	54
Craig Johnson	1990-93	54
Nick Bjugstad	2010-13	54
Jason Miller	1987-91	53

Gene Campbell	1951-54	52
Gary Gambucci	1965-68	52
Bill Klatt	1966-69	52
Eric Strobel	1976-79	52
Jay Barriball	2006-11	51
Tom Chorske	1985-89	51
Paul Broten	1984-88	50
Casey Hankinson	1994-98	50
Buzz Schneider	1972-75	50

75-ASSIST GOPHERS

Player	Seasons	A
Larry Olimb	1988-92	159
John Mayasich	1951-55	154
Pat Micheletti	1982-86	149
Bryan "Butsy" Erickson	1979-83	129
John Pohl	1998-2002	128
Todd Richards	1985-89	128
Corey Millen	1982-87	122
Mike Crowley	1993-97	120
Steve Ulseth	1977-81	118
Brian Bonin	1992-96	116
Richard Erdall	1981-85	113
Tom Vannelli	1973-77	111
Aaron Broten	1979-81	106
Ryan Kraft	1994-98	104
Neal Broten	1978-81	104
Jason Miller	1987-91	102
Peter Hankinson	1986-90	100
Dan Trebil	1992-96	100
Jordan Leopold	1998-2002	99
Erik Westrum	1997-2001	99
Travis Richards	1989-93	98
Kyle Rau	2014-15	97
Troy Riddle	2000-04	96
Chris Harrington	2002-06	95
Matt Koalska	2000-04	94
Tom Rothstein	1980-85	94
Gary Shopez	1983-87	93
Tyler Sheehy	2015-19	93
Mike Polich	1971-75	89
Bill Baker	1975-79	88
Justin Kloos	2013-17	87
Jay Cates	1985-88	86
Todd Okerlund	1983-87	86
Les Auge	1971-75	85
Pat Phippen	1973-76	85
Reggie Berg	1995-99	84
Tim Harrer	1976-80	84
Don Micheletti	1976-80	84
Dean Blais	1969-73	83
Steve Christoff	1976-79	82
Bart Larson	1978-81	82

Erik Haula	2010-13	82
Grant Bischoff	1987-91	81
Craig Johnson	1990-93	81
Joe Micheletti	1973-77	81
Kevin Hartzell	1978-82	80
Jay Barriball	2006-11	79
Steve MacSwain	1983-87	79
Dick Dougherty	1951-54	78
Ken Yackel, Sr.	1952-56	78
Trent Klatt	1989-92	78
Scott Bjugstad	1979-83	77
Paul Martin	2000-03	77
Mike Guentzel	1981-85	75
Tony Kellin	1982-86	75

SCORING RECORDS

CAREER ONE POINT-PER-GAME GOLDEN GOPHERS (MIN. 60 GP)

Player	Seasons	GP	Pts.	PPG	Player	Seasons	GP	Pts.	PPG
John Mayasich	1951-55	111	298	2.68	Kyle Rau	2011-15	160	164	1.03
Dick Dougherty	1951-54	81	187	2.15	Tom Rothstein	1980-85	158	161	1.02
Aaron Broten	1979-81	86	178	2.01	Charles Norby	1965-68	86	88	1.02
Neal Broten	1978-81	76	142	1.97	Erik Rasmussen	1994-97	74	75	1.01
Pat Micheletti	1982-86	162	269	1.66	Ron Nystrom	1962-65	79	80	1.01
Bryan "Butsy" Erickson	1979-83	144	238	1.65	Myron Grafstrom	1957-60	79	79	1.00
Corey Millen	1982-87	149	241	1.62	Tyler Sheehy	2015-19	149	149	1.00
Gene Campbell	1951-54	80	119	1.49					
Richard Erdall	1981-85	123	168	1.37					
Thomas Vanek	2002-04	83	113	1.36					
Steve Ulseth	1977-81	148	202	1.36					
Steve Christoff	1976-79	119	159	1.34					
Ken Yackel, Sr.	1952-56	112	148	1.32					
Brian Bonin	1992-96	166	216	1.30					
Tom Vannelli	1973-77	138	180	1.30					
Tim Harrer	1976-80	157	201	1.28					
Mike Crowley	1994-97	125	157	1.26					
Doug Woog	1963-66	80	101	1.26					
Gerald Melnychuk	1957-60	79	98	1.24					
Trent Klatt	1989-92	121	146	1.23					
Scott Bjugstad	1979-83	133	163	1.23					
Gary Gambucci	1965-68	88	108	1.23					
Lorne Grosso	1963-66	73	90	1.23					
John Pohl	1998-2002	165	200	1.21					
Larry Olimb	1988-92	182	218	1.20					
Bill Klatt	1966-69	89	107	1.20					
Ryan Potulny	2003-06	100	118	1.18					
Don Micheletti	1976-80	127	148	1.17					
Michael Knoke	1979-81	82	94	1.15					
Craig Johnson	1990-93	119	135	1.13					
Dean Blais	1969-73	124	139	1.12					
Dave Snuggerud	1985-89	126	140	1.11					
Mike Antonovich	1969-72	77	85	1.10					
Peter Fichuk	1966-69	92	101	1.10					
Darby Hendrickson	1991-93	75	82	1.09					
Erik Haula	2010-13	114	124	1.09					
Tom Youngmans	1974-76	66	71	1.08					
Pat Phippen	1973-76	123	131	1.07					
Mike Polich	1971-75	148	159	1.07					
Steve MacSwain	1983-87	139	147	1.06					
John Dale	1964-67	82	87	1.06					
Troy Riddle	2000-04	171	178	1.04					
Erik Westrum	1997-2001	161	168	1.04					
Ryan Kraft	1994-98	159	62	1.04					
Jay Cates	1985-88	136	141	1.04					
Murray Williamson	1956-59	76	79	1.04					
Robert Pearson	1955-58	78	81	1.04					
George Jetty	1953-56	82	85	1.04					
Peter Hankinson	1986-90	176	182	1.03					
Leonard Lilyholm	1960-63	79	81	1.03					

CAREER GOALTENDING RECORDS

GAMES PLAYED

151	Adam Hauser	1998-2002
132	Kellen Briggs	2003-07
115	Adam Wilcox	2012-15
112	Eric Schierhorn	2015-19
108	Alex Kangas	2007-11
98	Robb Stauber	1986-89
96	Steve DeBus	1995-98
96	Jeff Callinan	1991-95
96	John Blue	1984-87
94	Jeff Stolp	1988-92

MINUTES PLAYED

8,833	Adam Hauser	1998-2002
7,504	Kellen Briggs	2003-07
6,865	Adam Wilcox	2012-15
6,462	Eric Schierhorn	2015-19
6,359	Alex Kangas	2007-11
5,717	Robb Stauber	1986-89
5,490	Steve DeBus	1995-98
5,441	John Blue	1984-87
5,416	Steve Janaszak	1975-79
5,289	Jeff Callinan	1991-95

WINS

84	Kellen Briggs	2003-07
83	Adam Hauser	1998-2002
73	Robb Stauber	1986-89
73	Adam Wilcox	2012-15
64	John Blue	1984-87
59	Eric Schierhorn	2015-19
56	Jeff Stolp	1988-92
54	Steve DeBus	1995-98
51	Frank Pietrangelo	1982-86
50	Steve Janaszak	1975-79
50	Jim Mattson	1951-54
50	Tom Newman	1989-93

GOALS AGAINST AVERAGE

(Minimum 40 games played at conclusion of career)

2.09	Adam Wilcox	2012-15 (115 GP)
2.29	Jack LaFontaine	2019-22 (74 GP)
2.45	Kent Patterson	2008-12 (88 GP)
2.45	Kellen Briggs	2003-07 (132 GP)
2.48	Jim Mattson	1951-54 (61 GP)
2.53	Jeff Frazee	2005-08 (46 GP)
2.56	Alex Kangas	2007-11 (108 GP)
2.57	Mat Robson	2017-19 (45 GP)
2.64	Travis Weber	2001-03 (44 GP)
2.65	Eric Schierhorn	2015-19 (112 GP)
2.77	Robb Stauber	1986-89 (98 GP)
2.86	Adam Hauser	1998-2002 (151 GP)
2.88	Justin Johnson	2001-05 (46 GP)
2.95	Jack McCartan	1955-58 (67 GP)
3.08	Steve DeBus	1995-98 (96 GP)
3.13	Jeff Stolp	1988-92 (94 GP)
3.14	Jeff Moen	1993-96 (53 GP)
3.19	John Blue	1984-87 (96 GP)
3.20	Jeff Callinan	1991-95 (96 GP)

SHUTOUTS

13	Kellen Briggs	2003-07
13	Adam Wilcox	2012-15
12	Eric Schierhorn	2015-19
11	Bud Wilkinson	1935
11	George Clausen	1932
10	Jim Mattson	1952-55
8	Adam Hauser	1998-2002
7	Kent Patterson	2008-12
7	Steve DeBus	1995-98
7	John Blue	1984-87
6	Jack LaFontaine	2019-22
5	Robb Stauber	1986-89
5	Murray McLachlan	1967-70
5	Tom Newman	1989-93

SAVES

3,777	Adam Hauser	1998-2002
2,968	Kellen Briggs	2003-07
2,834	Adam Wilcox	2012-15
2,802	Alex Kangas	2007-11
2,718	Eric Schierhorn	2015-19
2,639	Steve Janaszak	1975-79
2,553	Robb Stauber	1986-89
2,480	Murray McLachlan	1967-70
2,369	Brad Shelstad	1970-74
2,357	John Lothrop	1963-66
2,306	Steve DeBus	1995-98

SAVE PERCENTAGE

(Minimum 40 games played at conclusion of career)

.924	Mat Robson	2017-19 (45 GP)
.922	Adam Wilcox	2012-15 (115 GP)
.920	Jack LaFontaine	2019-22 (74 GP)
.913	Kent Patterson	2008-12 (88 GP)
.912	Alex Kangas	2007-11 (108 GP)
.908	Jack McCartan	1955-58 (67 GP)
.906	Kellen Briggs	2003-07 (132 GP)
.906	Jim Mattson	1951-54 (61 GP)
.906	Robb Stauber	1986-89 (98 GP)
.905	Eric Schierhorn	2015-19 (112 GP)
.902	Murray McLachlan	1967-70 (82 GP)
.901	Jeff Frazee	2005-08 (46 GP)
.899	Adam Hauser	1998-2002 (151 GP)
.896	Brad Shelstad	1970-74 (78 GP)
.896	Travis Weber	2001-03 (44 GP)
.891	Steve DeBus	1995-98 (96 GP)
.890	Justin Johnson	2001-05 (46 GP)
.890	Jeff Tscherne	1973-77 (51 GP)
.889	John Blue	1984-87 (96 GP)
.884	John Lothrop	1963-66 (80 GP)

SEASON GOALTENDING RECORDS

GAMES PLAYED

44	Robb Stauber	1987-88
43	Kent Patterson	2011-12
43	Jeff Callinan	1994-95
41	Steve Janaszak	1978-79
40	Kellen Briggs	2003-04
40	Adam Hauser	2000-01
40	Adam Hauser	1998-99
39	Adam Wilcox	2012-13
38	Adam Wilcox	2013-14
38	Adam Wilcox	2014-15
38	Eric Schierhorn	2016-17
38	Steve DeBus	1996-97
37	Eric Schierhorn	2015-16
36	Alex Kangas	2008-09
36	Adam Hauser	1999-2000
36	Jeff Stolp	1991-92

MINUTES PLAYED

2,621	Robb Stauber	1987-88
2,556	Kent Patterson	2011-12
2,484	Jeff Callinan	1994-95
2,428	Steve Janaszak	1978-79
2,365	Adam Hauser	2000-01
2,350	Adam Hauser	1998-99
2,331	Adam Wilcox	2012-13
2,298	Eric Schierhorn	2016-17
2,283	Steve DeBus	1996-97
2,281	Adam Wilcox	2013-14
2,252	Adam Wilcox	2014-15
2,198	Kellen Briggs	2003-04
2,144	Eric Schierhorn	2015-16
2,114	Adam Hauser	1999-2000
2,070	Brad Shelstad	1973-74

GOALS-AGAINST AVERAGE

(Minimum 15 games played)

1.79	Jack LaFontaine	2020-21 (29 GP)
1.88	Adam Wilcox	2012-13 (39 GP)
1.95	Justen Close	2021-22 (21 GP)
1.97	Adam Wilcox	2013-14 (38 GP)
1.98	Alex Kangas	2007-08 (31 GP)
2.09	Adam Wilcox	2014-15 (38 GP)
2.13	Kellen Briggs	2006-07 (26 GP)
2.32	Kent Patterson	2011-12 (43 GP)
2.35	Jeff Frazee	2006-07 (20 GP)
2.36	Jim Mattson	1952-53 (27 GP)
2.40	Adam Hauser	2001-02 (35 GP)
2.43	Kellen Briggs	2004-05 (34 GP)
2.43	Robb Stauber	1988-89 (34 GP)
2.46	Jared Moe	2019-20 (16 GP)
2.49	Kent Patterson	2010-11 (30 GP)
2.50	Travis Weber	2002-03 (34 GP)
2.55	Kellen Briggs	2005-06 (32 GP)
2.55	Jack LaFontaine	2019-20 (25 GP)

SAVES

1,243	Robb Stauber	1987-88
1,116	Steve Janaszak	1978-79
1,075	Brad Shelstad	1973-74
1,044	Adam Hauser	1999-2000
1,035	Adam Wilcox	2013-14
984	Eric Schierhorn	2016-17
966	Kent Patterson	2011-12
963	Adam Hauser	1998-99
958	Jeff Callinan	1994-95
953	Steve DeBus	1996-97
950	Mat Robson	2018-19
943	Adam Wilcox	2014-15
929	Adam Hauser	2000-01
929	Murray McLachlan	1969-70
922	Eric Schierhorn	2015-16

SAVE PERCENTAGE

(Minimum 15 games played)

.934	Jack LaFontaine	2020-21 (29 GP)
.932	Adam Wilcox	2013-14 (38 GP)
.930	Alex Kangas	2007-08 (31 GP)
.925	Justen Close	2021-22 (21 GP)
.921	Adam Wilcox	2012-13 (39 GP)
.921	Mat Robson	2018-19 (31 GP)
.920	Kent Patterson	2010-11 (30 GP)
.920	Jack McCartan	1956-57 (15 GP)
.919	Jack LaFontaine	2019-20 (25 GP)
.917	Kellen Briggs	2006-07 (26 GP)
.917	Don Vaia	1956-57 (16 GP)
.915	Jared Moe	2019-20 (16 GP)
.913	Kent Patterson	2011-12 (43 GP)
.913	Adam Hauser	2001-02 (35 GP)
.913	Robb Stauber	1987-88 (44 GP)
.912	Kellen Briggs	2004-05 (34 GP)
.912	Adam Wilcox	2014-15 (38 GP)

SHUTOUTS

7	Kent Patterson	2011-12
6	Adam Wilcox	2014-15
5	Jack LaFontaine	2020-21
5	Eric Schierhorn	2016-17
5	Robb Stauber	1987-88
4	Adam Wilcox	2013-14
4	Kellen Briggs	2004-05
4	Kellen Briggs	2003-04
4	Jim Mattson	1952-53
3	14 tied (last: Justen Close, 2021-22)	

GAME RECORDS

TEAM

MOST GOALS (GAME):

- 16 vs. Brown, 12/21/79 (UM 16, Brown 2)
- 16 vs. Maine, 1/4/86 (UM 16, Maine 2)

MOST GOALS (PERIOD):

- 8 in 2nd period at Michigan, 1/5/79 (UM 10, MICH 1)
(all goals within a span of 13:16)
- 8 in 3rd period at Colorado College, 3/1/47 (UM 15, CC 2)
(all goals within span of 8:40)

MOST ASSISTS (PERIOD):

- 14 in 2nd period on 7 goals vs. Maine, 1/4/86 (UM 16, Maine 2)

MOST SHOTS ON GOAL (GAME):

- 75 vs. U.S. International, 10/23/81 (UM 7, USIU 0)

MOST SHOTS ON GOAL (PERIOD):

- 31 in 3rd period vs. Niagara, 1/7/06 (UM 7, NU 1)
(2 goals scored, 29 saves by Jeff Nynatten)
- 31 in 2nd period vs. Providence, 12/29/80 (UM 8, PC 7)
(5 goals scored, 26 saves by Steven Fiske)

MOST POWERPLAY GOALS (GAME):

- 6 at Ohio State, 2/11/17

MOST PENALTY MINUTES (GAME):

- 109 at UMD, 3/14/98

MOST PENALTY MINUTES (PERIOD):

- 81 in 3rd at Minnesota Duluth, 3/14/98

MOST OVERTIME GOALS:

(BEFORE SUDDEN DEATH RULE WAS ADOPTED)

- 3 at North Dakota, 1/23/48 (regulation was 4-4, UM won 7-4)
- 3 at Michigan Tech, 1/24/47 (regulation was 3-3, UM won 6-4)

FASTEST TWO GOALS IN GAME:

- 0:08 vs. Colorado College, 2/27/89 (0:44 and 0:52 of second period, Larry Olimb and Lance Pitlick) (UM 5, CC 2)

FASTEST THREE GOALS IN GAME:

- 0:30 at Colorado College, 3/1/47 (0:30, 0:40 and 1:00 of third period, Jerry Remole, Jim Alley and Jerry Remole) (UM 15, CC 2)

INDIVIDUAL

MOST GOALS/GAME:

- 6 John Mayasich vs. Winnipeg, 12/10/54 (UM 14, WINN 1)

MOST ASSISTS/GAME:

- 5 Brock Faber vs. Omaha, 3/27/21
- Scott Reedy vs. Arizona State, 1/21/21
- Gino Guyer vs. Mercyhurst, 3/27/03
- John Pohl vs. Colgate, 10/27/01
- Mike Crowley at Michigan Tech, 1/25/97
- Craig Johnson vs. Notre Dame, 10/23/90
- Corey Millen & Tim Bergland vs. Colorado College, 2/28/86
- Pat Micheletti vs. USIU, 12/15/85
- Steve Griffith vs. Colorado College, 11/26/82 & 1/7/83
- Neal Broten at North Dakota, 10/24/80
- Scott Lynch vs. Brown, 12/21/79
- Cal Engelstad at Michigan Tech, 1/12/51

MOST POINTS/GAME:

- 8 John Mayasich at Michigan, 1/14/55 (4 goals, 4 assists, UM 10, MICH 4)

MOST PENALTY MINUTES/GAME:

- 27 Mike Crupi at Michigan, 1/13/67 (all in first period, MICH 10, UM 5)

FASTEST FIRST GOAL OF GAME:

- 0:05 Bill Klatt at Michigan, 1/13/68 (MICH 7, UM 6)

FASTEST TWO GOALS IN A GAME:

- 0:08 Tom Sathre vs. Colorado College, 1/12/70
(2:16 and 2:24 of 3rd period, UM 8, CC 3)

FASTEST HAT TRICK:

- 0:47 Charles McCabe vs. North Dakota, 1/5/29

MOST SAVES/GAME:

Regulation: 61 by Don Vaia vs. Michigan, 2/9/57 (by periods: 12-20-29) (MICH 4, UM 3)

Overtime: 72 by Jeff Tscherne at Michigan State, 3/14/76 (by periods: 19-11-17-17-6-2), (WCHA playoff game, 3 OT's, UM 7, MSU 6)

MOST SAVES/ONE PERIOD:

- 29 Don Vaia vs. Michigan, 2/9/57 in 3rd period (MICH 4, UM 3)

PROGRAM MILESTONES

VICTORIES

NO.	DATE	OPPONENT	SITE	SCORE
1	1/20/22	Wisconsin	A	3-0
50	1/14/27	Wisconsin	A	1-0
100	1/21/32	Michigan	H	3-0
200	3/3/40	Brock Hall	N	6-1
300	2/24/51	Michigan Tech	H	8-1
400	1/18/57	Michigan Tech	H	7-3
500	11/28/65	Colorado College	H	7-4
600	2/26/71	Michigan	H	7-3
700	2/13/76	Wisconsin	A	5-4 OT
800	2/29/80	Notre Dame	A	3-2
900	11/18/83	North Dakota	H	4-3
1000	12/14/86	Michigan Tech	H	6-3
1100	1/5/90	Denver	A	8-5
1200	3/26/93	Clarkson	N	2-1
1300	2/8/97	Northern Michigan	H	2-1
1400	12/28/01	Ferris State	H	3-2
1500	3/12/05	Minnesota State	H	5-3
1600	11/14/09	Bemidji State	H	4-1
1700	1/17/14	Ohio State	H	1-0
1800	11/17/18	St. Lawrence	H	3-0

GAMES

NO.	DATE	OPPONENT	SITE	SCORE
1	1/7/22	Hamline	H	L, 1-2
50	1/16/26	Wisconsin	A	T, 1-1 OT
100	2/13/29	Wisconsin	A	L, 1-2
200	2/24/35	Michigan	A	L, 1-3
300	1/18/41	Michigan	H	W, 7-2
400	1/3/48	Harvard	H	W, 7-2
500	2/22/52	Michigan State	A	W, 5-4
600	12/31/55	Princeton	N	W, 10-1
700	3/6/59	Michigan Tech	H	W, 7-5
800	2/12/63	Minnesota Duluth	A	W, 7-1
900	1/20/67	Minnesota Duluth	H	W, 9-4
1000	2/20/70	North Dakota	A	L, 3-5
1100	2/17/73	Michigan	H	W, 3-2
1200	12/5/75	North Dakota	H	W, 4-2
1300	2/5/78	Michigan State	H	W, 5-3
1400	11/1/80	Michigan	H	W, 5-2
1500	1/7/83	Colorado College	H	W, 13-5
1600	2/23/85	North Dakota	H	W, 5-2
1700	3/13/87	North Dakota	A	L, 3-5
1800	10/27/89	North Dakota	H	W, 6-5
1900	11/23/91	Alaska Anchorage	A	W, 3-2 OT
2000	1/29/94	Northern Michigan	H	W, 4-2
2100	3/9/96	Michigan Tech	N	W, 7-2
2200	12/27/99	Princeton	H	L, 1-4
2300	2/17/01	Colorado College	H	W, 4-1
2400	10/11/03	Nebraska Omaha	A	W, 7-3
2500	11/26/05	Michigan State	A	T, 2-2 OT
2600	1/30/09	Minnesota State	A	L, 2-6
2700	11/12/11	Wisconsin	A	W, 4-1
2800	2/7/14	Wisconsin	A	L, 1-2
2900	11/14/15	Minnesota State	H	L, 2-3 OT
3000	2/17/18	Ohio State	H	T, 1-1 OT
3100	2/12/21	Notre Dame	A	W, 3-0

TEAM MISCELLANEOUS RECORDS

TEAM

Most Goals Scored (Game):

16 vs. Maine, 1/4/86 (UM 16, Maine 2)
16 vs. Brown, 12/21/79 (UM 16, Brown 2)

Most Goals Scored (Game):

Goals	Times	Last Time	Date	Site	Result
16	2	Maine	1/4/86	H	W, 16-2
15	2	Colorado College	3/1/47	H	W, 15-2
14	4	Winnipeg Barons	12/10/54	H	W, 14-1
13	2	Colorado College	1/7/83	H	W, 13-5
12	10	Alabama-Huntsville	11/1/02	H	W, 12-1
11	20	Quinnipiac	12/9/00	H	W, 11-2
10	44	Minnesota State	1/17/04	A	W, 10-3
9	74	Wisconsin	1/25/19	H	W, 9-4

Most Goals Allowed (Game):

15 vs. Minnesota Duluth, 12/17/71 (UMD 15, UM 3)

Most Goals Allowed (Game):

Goals	Times	Last Time	Date	Site	Result
15	1	Minnesota Duluth	12/17/71	H	L, 3-15
12	2	Michigan	1/19/51	A	L, 2-12
11	2	Michigan Tech	12/19/87	H	L, 3-11
10	5	Michigan Tech	1/30/93	A	L, 2-10
9	27	North Dakota	11/28/19	H	L, 3-9
8	59	Penn State	11/15/19	H	L, 2-8
7	94	Penn State	2/8/19	A	L, 2-7

Most Combined Goals Scored (Game):

19 vs. Northern Michigan, 11/30/85 (UM 10, NMU 9 OT)

Most Combined Goals Scored (Game):

Goals	Times	Last Time	Date	Site	Result
19	1	Northern Michigan	11/30/85	A	W, 10-9 OT
18	7	Maine	1/4/86	H	W, 16-2
17	10	Minnesota Duluth	2/27/99	A	W, 10-7
16	10	North Dakota	11/9/96	H	W, 10-6
15	29	St. Cloud State	3/17/06	N	L, 7-8 OT

Margin of Victory:

+14 vs. Maine, 1/4/86 (UM 16, Maine 2)
+14 vs. Brown, 12/21/79 (UM 16, Brown 2)

Margin of Victory:

Goals	Times	Last Time	Date	Site	Result
14	2	Maine	1/4/86	H	16-2
13	4	Winnipeg Barons	12/10/54	H	14-1
12	3	Minnesota Duluth	12/13/52	A	14-2
11	5	Alabama-Huntsville	11/1/02	H	12-1
10	13	Northern Michigan	1/26/96	H	10-0
9	18	Sacred Heart	10/7/11	H	9-0

Margin of Defeat:

-12 vs. Minnesota Duluth, 12/17/71 (UMD 15, UM 3)

Margin of Defeat:

Goals	Times	Last Time	Date	Site	Result
12	1	Minnesota Duluth	12/17/71	H	15-3
10	1	Michigan	1/19/51	A	12-2
9	5	North Dakota	2/10/89	A	9-0
8	9	Michigan Tech	1/30/93	A	10-2
7	9	Colorado College	12/17/94	A	9-2

ALL-TIME SHUTOUTS

Date	Opponent	H/A/N	Score	Goaltender	Saves	Date	Opponent	H/A/N	Score	Goaltender	Saves
Jan. 20, 1922	Wisconsin	A	3-0			Feb. 16, 1936	Michigan	A	1-0	Bud Wilkinson	33
Jan. 31, 1922	Luther Seminary	H	1-0			Feb. 20, 1936	Michigan Tech	A	5-0	Bud Wilkinson	36
Feb. 4, 1922	Wisconsin	H	7-0			Feb. 23, 1936	Michigan Tech	A	3-0	Bud Wilkinson	14
Jan. 15, 1923	St. Thomas	H	4-0			Mar. 1, 1936	Michigan Tech	H	3-0	Bud Wilkinson	14
Jan. 22, 1923	Michigan	H	2-0	Fred Schade	9	Dec. 11, 1936	Carleton	H	7-0	Bud Wilkinson	3
Jan. 23, 1923	Michigan	H	3-0	Fred Schade	25	Dec. 29, 1936	Dartmouth	H	2-0	Bud Wilkinson	24
Feb. 9, 1923	Wisconsin	A	4-0	Fred Schade	5	Jan. 15, 1937	Michigan	H	3-0	Bud Wilkinson	32
Mar. 1, 1923	Wisconsin	H	4-0	Fred Schade	7	Jan. 22, 1937	Manitoba	A	1-0	Bud Wilkinson	27
Jan. 11, 1924	Eveleth J.C.	A	7-0			Feb. 5, 1937	Michigan Tech	A	3-0	Bud Wilkinson	21
Jan. 19, 1924	Marquette	A	1-0			Jan. 6, 1939	Illinois	A	6-0	Martin Falk	11
Jan. 25, 1924	Wisconsin	A	4-0			Jan. 19, 1939	Michigan	H	6-0		
Jan. 26, 1924	Wisconsin	A	5-0			Jan. 21, 1939	Michigan	H	4-0	Martin Falk/Bob McKenzie	11/2
Feb. 19, 1924	Michigan	H	2-0			Jan. 27, 1939	Michigan Tech	H	5-0	Martin Falk	16
Feb. 29, 1924	Wisconsin	H	4-0			Feb. 4, 1939	Michigan Tech	H	4-0	Martin Falk	11
Mar. 1, 1924	Wisconsin	H	4-0			Feb. 17, 1939	Illinois	H	8-0	Martin Falk	19
Feb. 3, 1925	Marquette	H	3-0			Feb. 25, 1939	Michigan	H	7-0	Martin Falk	22
Feb. 4, 1925	Marquette	H	2-0			Dec. 29, 1940	Yale	A	3-0	Martin Falk	24
Feb. 9, 1925	Notre Dame	H	2-0			Feb. 3, 1940	Michigan Tech	H	8-0	Martin Falk/Burt Joseph	16/3
Feb. 14, 1925	Wisconsin	A	1-0 OT			Feb. 24, 1940	Michigan	A	7-0	Martin Falk	30
Mar. 13, 1925	Wisconsin	H	1-0	George Reggan	2	Feb. 26, 1940	Michigan	A	5-0	Martin Falk	27
Mar. 14, 1925	Wisconsin	H	1-0			Jan. 16, 1941	Michigan	H	4-0	Burt Joseph	11
Jan. 15, 1926	Wisconsin	A	0-0 OT	David Allison	14	Jan. 24, 1941	Michigan Tech	A	8-0		
Jan. 18, 1926	Marquette	A	0-0	David Allison	14	Jan. 25, 1941	Michigan Tech	A	3-0		
Feb. 9, 1926	Notre Dame	H	4-0	Carl Wilcken	26	Feb. 27, 1941	Michigan	A	8-0		
Feb. 19, 1926	Michigan State	A	2-0			Jan. 24, 1942	Michigan	A	6-0	Burt Joseph	17
Feb. 19, 1926	Michigan	A	6-0			Feb. 26, 1942	Michigan	H	4-0		
Jan. 14, 1927	Wisconsin	A	1-0			Jan. 14, 1943	Michigan	H	3-0	Mack Thayer	20
Feb. 7, 1927	Notre Dame	H	3-0	Carl Wilcken	25	Jan. 16, 1943	Michigan	H	4-0	Mack Thayer	18
Feb. 14, 1927	Wisconsin	H	4-0	Carl Wilcken	14	Jan. 6, 1945	St. James	H	3-0	Bob McCabe	23
Feb. 23, 1927	Michigan	H	1-0	Carl Wilcken	21	Jan. 13, 1945	Michigan	H	10-0	Bob McCabe	13
Jan. 6, 1928	North Dakota Aggies	H	11-0	Carl Wilcken	7	Feb. 22, 1946	St. James	A	4-0		
Jan. 17, 1928	Michigan	A	3-0	Carl Wilcken	14	Feb. 18, 1950	Michigan State	H	8-0	Bob Moran	42
Feb. 14, 1928	Michigan	H	4-0	Osborne Billing	17	Jan. 10, 1953	Michigan State	H	5-0	Jim Mattson	27
Feb. 20, 1928	Wisconsin	H	1-0	Carl Wilcken	15	Feb. 6, 1953	North Dakota	A	3-0	Jim Mattson	27
Jan. 18, 1929	Michigan	A	4-0	Osborne Billing	40	Feb. 14, 1953	Michigan	H	4-0	Jim Mattson	27
Jan. 19, 1929	Michigan	A	6-0	Lloyd Russ	13	Feb. 21, 1953	Denver	H	10-0	Jim Mattson	31
Jan. 25, 1929	Michigan Tech	H	3-0	Osborne Billing	32	Dec. 11, 1953	Ft. William	H	5-0	Jim Mattson	9
Jan. 26, 1929	Michigan Tech	H	5-0	Lloyd Russ	34	Dec. 23, 1953	Harvard	H	9-0	Jim Mattson	13
Feb. 1, 1929	Chicago AA	H	4-0	Osborne Billing	13	Dec. 29, 1953	Dartmouth	H	11-0	Jim Mattson	13
Feb. 14, 1929	Wisconsin	A	2-0	Lloyd Russ	23	Jan. 9, 1954	North Dakota	A	5-0	Jim Mattson	30
Feb. 23, 1929	Michigan	H	2-0			Feb. 4, 1955	Michigan State	H	7-0	Jim Mattson	23
Mar. 4, 1929	Wisconsin	H	2-0	Osborne Billing	24	Mar. 4, 1955	North Dakota	A	6-0	Jim Mattson	18
Mar. 5, 1929	Wisconsin	H	4-0	Lloyd Russ	24	Dec. 2, 1955	St. Boniface	H	8-0	Don Vaia	23
Mar. 15, 1929	Marquette	H	2-0			Mar. 3, 1956	North Dakota	H	7-0	Don Vaia	29
Jan. 4, 1930	Tulsa A.C.	H	0-0 OT	Neil McDonald	10	Dec. 14, 1956	Winnipeg Rangers	H	8-0	Don Vaia/Jack McCartan	12/10
Jan. 21, 1930	Michigan	H	1-0	Bob Christie	20	Dec. 29, 1956	Yale	H	1-0	Don Vaia	29
Feb. 20, 1931	Michigan Tech	A	3-0	Howard Jones	21	Feb. 1, 1958	Denver	H	4-0	Jack McCartan	30
Feb. 21, 1931	Michigan Tech	A	2-0	Howard Jones	15	Feb. 19, 1960	Michigan State	H	5-0	Chuck Steinweg	27
Dec. 29, 1931	Eveleth J.C.	H	4-0	George Clausen	24	Feb. 7, 1964	Colorado College	H	3-0	John Lothrop	27
Jan. 21, 1932	Michigan	H	3-0	George Clausen	18	Jan. 22, 1966	Colorado College	H	10-0	John Lothrop	17
Jan. 22, 1932	Michigan	H	1-0	George Clausen	17	Feb. 3, 1968	North Dakota	A	3-0	Murray McLachlan	31
Feb. 12, 1932	Calumet, Mich.	A	2-0	George Clausen	24	Feb. 16, 1968	Minnesota Duluth	H	4-0	Murray McLachlan	26
Feb. 18, 1932	Polish National Team	H	8-0	G. Clausen/H. Jones	15/9	Feb. 22, 1969	Michigan State	A	1-0	Murray McLachlan	25
Mar. 5, 1932	Michigan	A	1-0	George Clausen	19	Dec. 22, 1969	Ohio State	N	4-0	Bill Bidon	19
Jan. 13, 1933	North Dakota	H	4-0	Clausen/Crockatt/Scan.5/3/2		Feb. 13, 1970	Michigan State	H	8-0	Murray McLachlan	23
Jan. 14, 1933	North Dakota	H	9-0			Feb. 21, 1970	North Dakota	A	1-0	Murray McLachlan	35
Feb. 10, 1933	Wisconsin	H	8-0	George Clausen	10	Jan. 30, 1971	North Dakota	H	6-0	Dennis Erickson	32
Feb. 11, 1933	Wisconsin	H	3-0	John Scanlon	16	Feb. 13, 1971	North Dakota	A	2-0	Dennis Erickson	32
Feb. 18, 1933	North Dakota	A	3-0			Jan. 8, 1972	Wisconsin	A	3-0	Doug Hastings	35
Jan. 19, 1934	Michigan	H	1-0	George Clausen	28	Nov. 9, 1974	North Dakota	H	5-0	Bill Moen	23
Feb. 2, 1934	Chippewa Falls Legion	H	5-0	George Clausen	12	Feb. 7, 1975	North Dakota	A	7-0	Larry Thayer	26
Feb. 9, 1934	Wisconsin	A	1-0	George Clausen	14	Mar. 4, 1975	Minnesota Duluth	H	6-0	Larry Thayer	23
Feb. 10, 1934	Wisconsin	A	7-0	George Clausen	9	Dec. 21, 1977	Ohio State	H	3-0	Steve Janaszak	20
Feb. 17, 1934	Michigan Tech	A	4-0	George Clausen	18	Dec. 28, 1977	Brown	H	2-0	Steve Janaszak	26
Feb. 8, 1935	Wisconsin	H	9-0	Bud Wilkinson	16	Feb. 4, 1978	Michigan State	H	10-0	Steve Janaszak	40
Feb. 20, 1935	Ascensions	H	3-0	Bud Wilkinson	21	Jan. 6, 1979	Michigan	A	3-0	Steve Janaszak	24
Feb. 28, 1935	Michigan Tech	A	3-0			Nov. 22, 1980	Denver	H	7-0	James Jettland	41
Jan. 16, 1936	Carleton	H	6-0			Feb. 27, 1981	Denver	A	3-0	Paul Butters	23

ALL-TIME SHUTOUTS

Date	Opponent	H/A/N	Score	Goaltender	Saves	Date	Opponent	H/A/N	Score	Goaltender	Saves
Oct. 23, 1981	U.S. International	H	7-0	James Jetland	13	Oct. 27, 2006	Colorado College	H	2-0	Kellen Briggs	20
Oct. 30, 1981	Northeastern	H	3-0	James Jetland	22	Jan. 7, 2007	Minnesota State	H	1-0	Kellen Briggs	28
Jan. 30, 1982	Denver	H	4-0	Paul Ostby	37	Jan. 13, 2007	Wisconsin	A	1-0	Jeff Frazee	30
Oct. 23, 1982	Manitoba	H	6-0	P. Butters/M. Vacanti	13/7	Nov. 16, 2007	Alaska Anchorage	H	3-0	Jeff Frazee	24
Dec. 19, 1982	U.S. International	A	4-0	Frank Pietrangelo	26	Nov. 16, 2008	Michigan Tech	H	3-0	Alex Kangas	38
Nov. 19, 1983	North Dakota	H	1-0	Mike Vacanti	26	Mar. 7, 2009	Michigan Tech	A	2-0	Alex Kangas	21
Feb. 9, 1985	Northern Michigan	H	3-0	John Blue	20	Mar. 14, 2009	St. Cloud State	H	3-0	Alex Kangas	34
Mar. 9, 1985	Wisconsin	H	6-0	John Blue	33	Feb. 19, 2010	Colorado College	A	3-0	Alex Kangas	26
Oct. 18, 1985	Michigan Tech	H	3-0	John Blue	12	Oct. 7, 2011	Sacred Heart	H	9-0	Kent Patterson	20
Feb. 22, 1986	North Dakota	H	6-0	John Blue	26	Oct. 8, 2011	Sacred Heart	H	6-0	Kent Patterson	20
Dec. 13, 1986	Michigan Tech	H	7-0	John Blue	20	Oct. 21, 2011	Vermont	H	6-0	Kent Patterson	17
Dec. 20, 1986	Alaska-Fairbanks	N	4-0	John Blue	26	Oct. 28, 2011	Alaska Anchorage	A	5-0	Kent Patterson	22
Jan. 23, 1987	Northern Michigan	H	9-0	John Blue	23	Nov. 4, 2011	North Dakota	H	2-0	Kent Patterson	24
Feb. 5, 1988	Wisconsin	A	1-0	Robb Stauber	22	Nov. 19, 2011	St. Cloud State	H	5-0	Kent Patterson	30
Feb. 19, 1988	Michigan Tech	A	3-0	Robb Stauber	44	Feb. 17, 2012	Bemidji State	H	3-0	Kent Patterson	13
Feb. 26, 1988	Colorado College	H	7-0	Robb Stauber	28	Oct. 28, 2012	Cansius	H	1-0	Adam Wilcox	20
Feb. 27, 1988	Colorado College	H	5-0	Robb Stauber	40	Nov. 9, 2012	Alaska Anchorage	A	4-0	Adam Wilcox	14
Mar. 6, 1988	Minnesota Duluth	N	6-0	Robb Stauber	19	Dec. 29, 2012	Air Force	H	4-0	Adam Wilcox	18
Nov. 25, 1989	New Hampshire	A	4-0	Jeff Stolp	34	Oct. 11, 2013	Mercyhurst	H	6-0	Adam Wilcox	25
Oct. 20, 1990	Denver	A	2-0	Tom Newman	20	Nov. 16, 2013	Minnesota State	H	3-0	Michael Shibrowski	25
Nov. 24, 1990	Michigan Tech	H	2-0	Jeff Stolp	14	Jan., 17, 2014	Ohio State	H	1-0	Adam Wilcox	21
Dec. 12, 1990	Alabama-Huntsville	H	10-0	Tom Newman	17	Feb. 1, 2014	Michigan State	H	1-0	Adam Wilcox	19
Nov. 22, 1991	Alaska Anchorage	A	4-0	Jeff Stolp	33	Mar. 30, 2014	St. Cloud State	N	4-0	Adam Wilcox	24
Jan. 10, 1992	Minnesota Duluth	H	3-0	Jeff Stolp	25	Oct. 12, 2014	RPI	H	3-0	Adam Wilcox	22
Dec. 29, 1992	Alaska Anchorage	A	7-0	Tom Newman	21	Nov. 7, 2014	Notre Dame	H	5-0	Adam Wilcox	20
Feb. 19, 1993	Denver	H	3-0	Tom Newman	16	Dec. 5, 2014	Michigan State	A	5-0	Adam Wilcox	24
Mar. 6, 1993	St. Cloud State	H	1-0	Tom Newman	25	Feb. 14, 2015	Michigan	H	2-0	Adam Wilcox	26
Dec. 12, 1993	North Dakota	H	3-0	Jeff Moen	24	Mar. 13, 2015	Penn State	H	5-0	Adam Wilcox	18
Feb. 10, 1995	Minnesota Duluth	H	3-0	Jeff Callinan	20	Mar. 20, 2015	Ohio State	N	3-0	Adam Wilcox	39
Mar. 24, 1995	RPI	N	3-0	Jeff Callinan	22	Oct. 23, 2015	Northeastern	H	4-0	Eric Schierhorn	23
Nov. 17, 1995	Minnesota Duluth	A	2-0	Jeff Moen	23	Nov. 13, 2015	Minnesota State	A	4-0	Eric Schierhorn	31
Nov. 18, 1995	Minnesota Duluth	A	7-0	Steve DeBus	21	Jan. 22, 2016	Wisconsin	A	4-0	Eric Schierhorn	29
Dec. 16, 1995	Alaska Anchorage	A	5-0	Jeff Moen	20	Oct. 20, 2016	Alaska-Anchorage	A	6-0	Eric Schierhorn	14
Jan. 20, 1996	Wisconsin	H	5-0	Steve DeBus	26	Nov. 5, 2016	North Dakota	H	2-0	Eric Schierhorn	33
Jan. 26, 1996	Northern Michigan	H	10-0	Jeff Moen	11	Nov. 19, 2016	Minnesota State	H	1-0	Eric Schierhorn	23
Jan. 27, 1996	Northern Michigan	H	7-0	Steve DeBus	21	Jan. 28, 2017	Bemidji State	N	4-0	Eric Schierhorn	25
Nov. 16, 1996	Michigan Tech	H	3-0	Erik Day	11	Mar. 10, 2017	Michigan State	H	4-0	Eric Schierhorn	24
Nov. 17, 1996	Michigan Tech	H	3-0	Erik Day	26	Oct. 7, 2017	Union	N	2-0	Eric Schierhorn	26
Feb. 22, 1997	Colorado College	A	3-0	Steve DeBus	27	Nov. 4, 2017	Michigan State	H	4-0	Eric Schierhorn	21
Feb. 7, 1998	Wisconsin	H	7-0	Steve DeBus	34	Dec. 29, 2017	Army West Point	H	3-0	Eric Schierhorn	13
Feb. 20, 1998	Alaska Anchorage	H	3-0	Steve DeBus	14	Jan. 7, 2018	St. Cloud State	H	2-0	Mat Robson	34
Mar. 14, 1998	Minnesota Duluth	A	5-0	Steve DeBus	30	Jan. 26, 2017	Notre Dame	H	1-0 OT	Mat Robson	25
Oct. 23, 1998	St. Cloud State	H	3-0	Adam Hauser	26	Nov. 17, 2018	St. Lawrence	H	3-0	Eric Schierhorn	9
Mar. 12, 1999	Alaska Anchorage	H	4-0	Adam Hauser	26	Jan. 11, 2020	Michigan State	A	2-0	Jared Moe	28
Mar. 13, 1999	Alaska Anchorage	H	1-0	Adam Hauser	17	Nov. 24, 2020	Ohio State	H	2-0	Jack LaFontaine	22
Nov. 20, 1999	Minnesota Duluth	H	4-0	Adam Hauser	31	Dec. 9, 2020	Michigan	A	4-0	Jack LaFontaine	34
Nov. 3, 2000	Wisconsin	H	4-0	Adam Hauser	31	Jan. 21, 2021	Arizona State	H	10-0	Jack LaFontaine	14
Nov. 17, 2000	St. Cloud State	A	2-0	Adam Hauser	25	Feb. 12, 2021	Notre Dame	A	3-0	Jack LaFontaine	24
Feb. 24, 2001	Minnesota Duluth	A	4-0	Adam Hauser	23	Feb. 13, 2021	Notre Dame	A	3-0	Jack LaFontaine	28
Oct. 26, 2001	Colgate	H	8-0	Adam Hauser	18	Nov. 13, 2021	Ohio State	H	2-0	Jack LaFontaine	13
Oct. 27, 2001	Colgate	H	9-0	Justin Johnson	28	Feb. 25, 2022	Wisconsin	H	5-0	Justen Close	20
Dec. 6, 2002	Wisconsin	A	3-0	Travis Weber	31	Feb. 26, 2022	Wisconsin	H	8-0	Justen Close	24
Jan. 31, 2003	Alaska Anchorage	A	4-0	Travis Weber	18	Mar. 27, 2022	Western Michigan	N	3-0	Justen Close	24
Nov. 22, 2003	Michigan Tech	H	3-0	Kellen Briggs	18						
Dec. 5, 2003	Alaska Anchorage	A	4-0	Kellen Briggs	18						
Dec. 20, 2003	Princeton	H	9-0	Justin Johnson	12						
Jan. 10, 2004	Colorado College	A	3-0	Kellen Briggs	24						
Jan. 16, 2004	Minnesota State	A	6-0	Kellen Briggs	18						
Oct. 15, 2004	Massachusetts	N	1-0	Kellen Briggs	17						
Oct. 23, 2004	North Dakota	A	6-0	Kellen Briggs	23						
Nov. 27, 2004	Michigan State	H	5-0	Kellen Briggs	23						
Mar. 5, 2005	Michigan Tech	A	5-0	Justin Johnson	26						
Mar. 26, 2005	Maine	H	1-0 OT	Kellen Briggs	25						
Nov. 11, 2005	Alaska Anchorage	H	9-0	Kellen Briggs	18						
Dec. 29, 2005	Union	H	9-0	Kellen Briggs	20						
Feb. 25, 2006	Alaska Anchorage	A	4-0	Jeff Frazee	10						
Mar. 3, 2006	Minnesota Duluth	H	7-0	Kellen Briggs	21						
Mar. 4, 2006	Minnesota Duluth	H	2-0	Jeff Frazee	27						

TEAM RECORDS

WINS (SINCE 1950)

Most Wins: Season

1985-86	35
1988-89	34
1987-88	34
1986-87	34
1991-92	33
1980-81	33

Most Home Wins: Season

1980-81	22
1988-89	21
1987-88	21
1986-87	21
1985-86	21

Most Road Wins: Season

1991-92	15
2006-07	13
1985-86	13
1988-89	12
1987-88	12
1986-87	12
1984-85	12
1974-75	12

Fewest Wins: Season

1971-72	8
1966-67	9
1961-62	9
1959-60	9
1958-59	12

Fewest Home Wins: Season

1971-72	4
1970-71	7
1968-69	7
1966-67	7
1961-62	7
1959-60	7

Fewest Road Wins: Season

1966-67	1
1956-57	1
1961-62	2
1959-60	2
1971-72	3
1958-59	3

Best Winning Percentage: Overall

1952-53	.793 (23-6-0)
1953-54	.783 (23-6-1)
1974-75	.779 (31-10-1)
2001-02	.773 (32-8-4)
1987-88	.773 (34-10-0)

LOSSES (SINCE 1950)

Most Losses: Season

1971-72	23
1997-98	22
1976-77	21
2009-10	19
1999-00	19
1998-99	19
1966-67	19

Most Home Losses: Season

1976-77	11
1971-72	11
2010-11	10
2019-20	9
2015-16	9
2009-10	9
1998-99	9

Most Road Losses: Season

1997-98	15
2017-18	12
1966-67	12
1977-78	11
1972-73	11
1971-72	11

TIES (SINCE 1950)

Most Ties: Season

2006-07	13
2007-08	9
2002-03	9
1998-99	9
1992-93	8
2019-20	7
2008-09	7

Most Home Ties: Season

2008-09	6
2002-03	6
1998-99	6
2019-20	3
2010-11	3
2007-08	3
1990-91	3
1973-74	3

Most Road Ties: Season

1992-93	7
2007-08	6
2019-20	4
2005-06	4
2001-02	4
2010-11	3
2002-03	3
1998-99	3
1994-95	3
1973-74	3

OVERTIME (SINCE 1950)

Most Overtime Games: Season

2007-08	16
2002-03	13
1992-93	12
1994-95	11
1993-94	10
2019-20	9
2008-09	9
1999-00	9
1998-99	9

Overtime Wins: Season

1974-75	6
1993-94	5
2015-16	4
2004-05	4
1987-88	4

(12 seasons tied with 3 OT wins each, most recently 2021-22)

Overtime Losses: Season

2007-08	4
1999-00	4
1984-85	4
2015-16	3
2005-06	3
1996-97	3
1994-95	3
1977-78	3
1966-67	3

TEAM RECORDS

STREAKS (SINCE 1950)

Longest Winning Streak: Overall	
12/21/91 to 2/7/92	13
1/22/54 to 2/23/54	12
12/4/82 to 1/10/83	12
3/7/20 to 1/4/21	12
12/16/95 to 1/27/96	11
11/18/83 to 12/21/83	10
2/8/86 to 3/9/86	10

Longest Home Winning Streak: Overall

1/24/04 to 1/8/05	20
12/4/82 to 1/10/83	12
1/22/54 to 12/21/54	12
11/12/95 to 2/9/96	10
11/21/80 to 1/17/81	10
3/9/01 to 11/17/01	10

Longest Road Winning Streak: Overall

11/22/91 to 2/7/92	9
2/24/06 to 1/14/06	6
10/19/90 to 11/10/90	6
1/25/74 to 2/15/74	5
2/11/22 to 2/19/22	4
12/3/20 to 12/9/20	4
10/14/11 to 10/29/11	4
10/29/10 to 11/20/10	4
11/28/09 to 12/12/09	4
12/2/06 to 1/12/07	4
2/5/05 to 3/5/05	4
1/9/04 to 1/17/04	4
2/2/02 to 3/1/02	4
10/9/87 to 10/11/87	4
11/18/67 to 1/9/68	4

Longest Losing Streak: Overall

11/8/97 to 12/20/98	9
1/4/52 to 1/25/52	7
1/14/72 to 1/29/72	6
11/26/71 to 12/17/71	6
1/28/67 to 2/11/67	5
2/10/62 to 2/24/62	5
2/9/57 to 2/16/57	5
1/6/56 to 1/20/56	5

Longest Home Losing Streak: Overall

1/14/72 to 1/29/72	6
11/15/09 to 12/4/09	4
1/8/05 tp 1/22/05	4
11/1/97 to 12/19/97	4
2/18/77 to 2/26/77	4
12/9/57 to 3/1/57	4

Longest Road Losing Streak: Overall

11/8/97 to 2/28/98	12
2/20/59 to 2/20/60	11
1/13/67 to 2/24/67	8
2/22/66 to 11/27/66	7
1/10/99 to 2/19/99	5
2/19/71 to 11/19/72	5
11/26/71 to 1/7/72	5
11/26/57 to 2/16/57	5

Longest Unbeaten Streak: Overall

10/13/06 to 1/12/07	22
11/12/95 to 1/27/96	19
1/20/06 to 3/11/06	14
12/21/91 to 2/7/92	14
10/5/01 to 11/25/01	13
3/7/20 to 1/4/21	12
3/1/03 to 10/10/03	12
11/18/83 to 12/31/83	12
12/4/82 to 1/10/83	12
1/22/54 to 2/23/54	12

Longest Home Unbeaten Streak: Overall

1/20/06 to 1/19/07	21
1/24/04 to 12/23/04	20
10/21/83 to 12/31/83	14
12/14/82 to 1/29/83	13
1/11/03 to 10/24/03	12
11/12/95 to 2/9/96	11

Longest Road Unbeaten Streak: Overall

11/18/05 to 1/12/07	21
1/23/53 to 2/23/54	14
11/22/91 to 2/7/92	9
10/5/01 to 12/7/01	7
10/30/92 to 12/30/92	7
10/12/90 to 11/10/90	7
1/26/66 to 2/12/66	7

SCORING (SINCE 1950)

Best Goal-Scoring Average Per Game: Season

1953-54	6.46 (168 goals, 28 gms)
1980-81	5.80 (261 goals, 45 gms)
1979-80	5.73 (236 goals, 51 gms)
1982-83	5.58 (253 goals, 45 gms)
1978-79	5.33 (239 goals, 44 gms)

Lowest Goals-Against Average Per Game: Season

2012-13	1.97
2013-14	2.07
2020-21	2.10
2011-12	2.29
2007-08	2.30
2006-07	2.30
2021-22	2.33
2004-05	2.47
2014-15	2.49
2005-06	2.56

2000-01	2.57
2017-18	2.61
2002-03	2.65
2001-02	2.65
2016-17	2.67

Most Team Hat Tricks: Season (since 1974)

1985-86	11
1978-79	11
1982-83	9
1980-81	9
1979-80	9

Most Goals Scored: Season

1980-81	261
1982-83	260
1985-86	252
1986-87	248
1984-85	239
1978-79	239

Most Goals Allowed: Season

1976-77	193
1989-90	185
1979-80	177
1980-81	174
1986-87	165

PENALTIES (SINCE 1950)

Fewest Penalties: Season

1958-59	66
1959-60	80
2020-21	82
1961-62	83
1957-58	87

Fewest Penalty Minutes: Season

1958-59	135
1959-60	166
1961-62	209
1957-58	218
1950-51	219

Most Penalties: Season

1991-92	549
1984-85	449
1990-91	446
1994-95	443
1995-96	437

Most Penalty Minutes: Season

1991-92	1,207
1994-95	1,042
1996-97	986
1995-96	978
1990-91	962
1984-85	953

TEAM RECORDS

POWER PLAYS

Most Power-Play Goals: Season

1980-81	99
1991-92	75
1984-85	75
1979-80	74
1986-87	69
1982-83	69

Most Shorthanded Goals: Season

1982-83	18
1984-85	16
2001-02	14
1986-87	13
1990-91	12

Best Power-Play Pct: Season (since 1979)

1980-81	.367
1979-80	.330
1982-83	.288
1983-84	.284
1984-85	.280
2014-15	.280

Worst Power-Play Pct: Season (since 1979)

2007-08	.130
2017-18	.150
2019-20	.162
1993-94	.170
1997-98	.170
2009-10	.183
2015-16	.195
1998-99	.195

PENALTY KILL

Best Penalty-Kill Pct: Season (since 1979)

2008-09	.888
2000-01	.885
2007-08	.870
1983-84	.863
2012-13	.860
1994-95	.860
2005-06	.852
2003-04	.851
2001-02	.850
1991-92	.850

Worst Penalty-Kill Pct: Season (since 1979)

1980-81	.758
1989-90	.760
1979-80	.767
1992-93	.770
1985-86	.773

Most Opponent Power-Play Goals: Season (since 1970)

1976-77	64
1980-81	58
1979-80	57
1986-87	55
1984-85	53

Fewest Opponent Power-Play Goals: Season (since 1970)

2021-22	15
2012-13	16
1972-73	19
2008-09	21
2013-14	22
2007-08	25
2000-01	26
2016-17	28
2015-16	28
2003-04	28

S E R I E S R E C O R D S

Opponent	First	Last	W-L-T	Pct.	Home	Away	Neutral
BIG TEN							
Ohio State	1968	2022	38-9-5	.779	20-3-3	13-5-2	5-1-0
Penn State	2014	2022	21-17-1	.551	13-6-0	8-9-1	0-1-0
Michigan	1923	2022	150-133-18	.528	90-55-11	53-71-7	7-7-0
Michigan State	1950	2022	129-50-16	.703	69-18-8	53-30-8	7-2-0
Notre Dame	1925	2022	38-25-4	.597	23-14-1	12-9-2	3-2-0
Wisconsin	1922	2022	178-100-24	.629	102-34-10	71-58-14	5-8-0

INDEPENDENT

Alabama-Huntsville	1990	2006	4-0-0	1.000	4-0-0	0-0-0	0-0-0
Alaska Anchorage	1986	2016	58-19-8	.729	31-10-3	27-9-5	0-0-0
Alaska Fairbanks	1937	2022	4-2-1	.643	2-2-1	0-0-0	2-0-0
Arizona State	2019	2021	6-0-0	1.000	6-0-0	0-0-0	0-0-0

ATLANTIC HOCKEY

Air Force	2007	2013	2-0-1	.750	1-0-1	0-0-0	1-0-0
Army West Point	1964	2017	4-0-0	1.000	3-0-0	0-0-0	1-0-0
Canisius	2013	2013	1-0-0	1.000	1-0-0	0-0-0	0-0-0
Holy Cross	2006	2006	0-1-0	.000	0-0-0	0-0-0	0-1-0
Mercyhurst	2003	2021	5-0-0	1.000	5-0-0	0-0-0	0-0-0
Niagara	2006	2019	5-0-0	1.000	5-0-0	0-0-0	0-0-0
Robert Morris	2014	2014	1-0-0	1.000	0-0-0	0-0-0	1-0-0
Rochester Inst. of Tech.	2007	2014	1-1-0	.500	1-1-0	0-0-0	0-0-0
Sacred Heart	2011	2011	2-0-0	1.000	2-0-0	0-0-0	0-0-0

NATIONAL COLLEGIATE HOCKEY CONFERENCE (NCHC)

Colorado College	1947	2019	163-87-8	.650	97-27-2	61-54-6	5-6-0
Denver	1951	2013	93-72-12	.560	52-28-6	38-41-6	3-3-0
Miami (Ohio)	1983	1996	2-0-1	.833	2-0-1	0-0-0	0-0-0
Minnesota Duluth	1952	2021	135-85-18	.605	75-36-9	55-44-8	5-5-1
North Dakota	1930	2021	149-135-16	.523	83-52-8	59-73-8	7-8-0
Omaha	2003	2021	5-3-0	.625	1-3-0	3-0-0	1-0-0
St. Cloud State	1990	2021	58-35-12	.610	32-14-5	19-18-6	7-3-1
Western Michigan	1989	2022	1-1-0	.500	0-0-0	0-0-0	1-1-0

CENTRAL COLLEGIATE HOCKEY ASSOCIATION (CCHA)

Bemidji State	2000	2019	20-2-1	.886	13-1-0	6-0-1	1-1-0
Bowling Green	1979	2010	4-0-0	1.000	4-0-0	0-0-0	0-0-0
Ferris State	1993	2018	4-2-1	.643	4-2-1	0-0-0	0-0-0
Lake Superior State	1976	2000	2-3-0	.400	1-1-0	0-1-0	1-1-0
Michigan Tech	1922	2013	174-78-15	.680	105-30-3	63-46-11	6-2-1
Minnesota State	1998	2022	37-18-6	.656	19-6-6	14-8-0	4-4-0
Northern Michigan	1980	2010	30-18-7	.609	19-6-3	8-10-4	3-2-0

ECAC HOCKEY

Brown	1977	2009	6-0-0	1.000	6-0-0	0-0-0	0-0-0
Clarkson	1990	2017	6-0-0	1.000	4-0-0	1-0-0	1-0-0
Colgate	1965	2014	6-0-1	.929	4-0-1	0-0-0	2-0-0
Cornell	1993	2005	2-0-0	1.000	2-0-0	0-0-0	0-0-0
Dartmouth	1936	1980	8-2-0	.800	8-2-0	0-0-0	0-0-0
Harvard	1932	2017	24-7-0	.759	20-3-0	0-1-0	4-3-0
Princeton	1936	2003	7-2-0	.778	6-2-0	0-0-0	1-0-0
Quinnipiac	2000	2000	1-0-0	1.000	1-0-0	0-0-0	0-0-0
Rensselaer	1953	2014	11-2-0	.846	3-1-0	2-0-0	6-1-0
St. Lawrence	1966	2018	3-3-1	.500	2-1-0	0-0-1	1-2-0
Union	2000	2017	3-2-0	.500	2-1-0	0-0-0	1-1-0
Yale	1934	2013	13-7-0	.650	10-5-0	3-1-0	0-1-0

HOCKEY EAST

Boston College	1954	2016	18-12-3	.591	10-1-1	7-9-2	1-2-0
Boston University	1963	2012	12-12-2	.500	4-2-2	3-5-0	5-5-0
Maine	1984	2006	9-13-0	.409	5-1-0	2-7-0	2-5-0
Massachusetts	2004	2022	5-0-0	1.000	3-0-0	0-0-0	2-0-0
UMass-Lowell	1984	2005	8-1-0	.889	4-1-0	3-0-0	1-0-0

S E R I E S R E C O R D S

Opponent	First	Last	W-L-T	Pct.	Home	Away	Neutral
Merrimack	2004	2014	1-1-0	.500	1-1-0	0-0-0	0-0-0
New Hampshire	1979	2013	14-2-2	.833	7-1-1	5-1-1	2-0-0
Northeastern	1963	2016	10-7-0	.588	9-2-0	0-5-0	1-0-0
Providence	1962	2001	13-4-1	.750	11-1-0	0-2-1	2-1-0
UConn	2016	2016	1-0-0	1.000	1-0-0	0-0-0	0-0-0
Vermont	2011	2015	3-2-0	.600	1-2-0	2-0-0	0-0-0

OTHERS

Amesbury	1940	1940	1-0-0	1.000	1-0-0	0-0-0	0-0-0
Army-Navy	1943	1943	1-1-0	.500	1-1-0	0-0-0	0-0-0
Ascensions	1935	1935	2-0-0	1.000	2-0-0	0-0-0	0-0-0
Bermans of Park League	1945	1945	1-0-0	1.000	1-0-0	0-0-0	0-0-0
Brandon	1947	1947	0-2-0	.000	0-2-0	0-0-0	0-0-0
Brock Hall	1940	1940	1-0-0	1.000	1-0-0	0-0-0	0-0-0
California	1947	1949	3-1-0	.750	3-1-0	0-0-0	0-0-0
Calumet, Mich.	1932	1932	1-0-0	1.000	1-0-0	0-0-0	0-0-0
Carleton	1926	1937	4-0-0	1.000	6-0-0	0-0-0	0-0-0
Chicago AA	1929	1929	1-0-1	.750	1-0-1	0-0-0	0-0-0
Chip. Falls American Legion	1934	1934	1-0-0	1.000	1-0-0	0-0-0	0-0-0
Cleveland	1939	1939	0-1-0	.000	0-1-0	0-0-0	0-0-0
Dallas A.C.	1930	1930	0-1-0	.000	0-1-0	0-0-0	0-0-0
Dayton's	1936	1936	1-0-0	1.000	1-0-0	0-0-0	0-0-0
Duluth Zephers	1937	1938	0-2-0	.000	0-1-0	0-1-0	0-0-0
Eveleth Jr. College	1924	1931	4-0-0	1.000	3-0-0	1-0-0	0-0-0
Fairbanks-Dawson	1937	1937	2-0-0	1.000	2-0-0	0-0-0	0-0-0
Fort Snelling	1944	1944	2-1-0	.667	1-1-0	1-0-0	0-0-0
Fort William	1945	1953	11-4-1	.767	11-3-1	0-1-0	0-0-0
Gonzaga	1938	1938	0-1-0	.000	0-1-0	0-0-0	0-0-0
Hamline	1922	1922	1-1-0	.500	1-1-0	0-0-0	0-0-0
Hancock, Mich.	1932	1932	0-1-0	.000	0-0-0	0-1-0	0-0-0
Hibbing Veterans	1924	1931	1-1-0	.500	0-0-0	1-1-0	0-0-0
Houghton All-Stars	1932	1932	1-0-0	1.000	0-0-0	1-0-0	0-0-0
Honeywell	1944	1944	0-1-0	.000	0-1-0	0-0-0	0-0-0
Illinois	1938	1943	13-3-1	.794	8-1-0	5-2-1	0-0-0
Illinois-Chicago	1983	1993	6-1-0	.857	4-1-0	2-0-0	0-0-0
London (Ontario)	1939	1941	4-1-1	.750	3-1-0	1-0-1	0-0-0
Loyola (Montreal)	1955	1955	1-0-0	1.000	0-0-0	0-0-0	1-0-0
Luther Seminary	1922	1922	1-0-0	1.000	1-0-0	0-0-0	0-0-0
M. Cooke and Sons	1931	1931	1-0-0	1.000	0-0-0	1-0-0	0-0-0
Manitoba	1927	1982	6-18-0	.250	4-13-0	2-5-0	0-0-0
Marquette	1923	1931	14-8-3	.620	8-3-1	6-5-2	0-0-0
McMaster	1938	1962	3-0-0	1.000	2-0-0	0-0-0	1-0-0
Navy Fliers	1944	1944	1-0-0	1.000	1-0-0	0-0-0	0-0-0
North Dakota Aggies	1926	1930	6-0-0	1.000	6-0-0	0-0-0	0-0-0
Northern Arizona	1982	1982	2-0-0	1.000	2-0-0	0-0-0	0-0-0
Park League All-Stars	1945	1945	1-0-0	1.000	1-0-0	0-0-0	0-0-0
Philadelphia	1939	1939	1-0-0	1.000	1-0-0	0-0-0	0-0-0
Port Arthur Griffons	1944	1944	0-2-0	.000	0-2-0	0-0-0	0-0-0
Ramsey Tech School	1923	1923	1-0-0	1.000	1-0-0	0-0-0	0-0-0
St. Boniface	1952	1956	8-2-0	.800	8-2-0	0-0-0	0-0-0
St. James	1943	1947	8-4-2	.643	5-2-1	3-2-1	0-0-0
St. Louis	1972	1976	10-2-0	.833	5-1-0	5-1-0	0-0-0
St. Nicholas	1939	1939	1-0-0	1.000	1-0-0	0-0-0	0-0-0
St. Thomas	1923	1927	2-1-0	.667	2-1-0	0-0-0	0-0-0
Southern California	1938	1938	0-4-0	.000	0-2-0	0-2-0	0-0-0
Tulsa A.C.	1930	1930	0-0-1	.500	0-0-1	0-0-0	0-0-0
U.S. International	1980	1985	13-1-0	.929	6-0-0	7-1-0	0-0-0
Wayne State	2006	2008	4-0-0	1.000	4-0-0	0-0-0	0-0-0
Wheaties (AAU)	1936	1936	0-1-0	.000	0-1-0	0-0-0	0-0-0
Winnipeg	1946	1949	1-3-0	.250	1-3-0	0-0-0	0-0-0
Winnipeg Barons	1954	1954	2-0-0	1.000	2-0-0	0-0-0	0-0-0
Winnipeg Rangers	1956	1956	0-1-0	.000	1-0-0	0-0-0	0-0-0

YEAR-BY-YEAR RECORDS

SEASON	G	W	L	T	FINISH	PCT	COACH	SEASON	G	W	L	T	FINISH	PCT	COACH
1921-22	10	6	3	1		.650	I.D. MacDonald	1973-74	39	22	11	6	2	.641	Herb Brooks
1922-23	12	10	1	1		.875	Emil Iverson	1974-75	42	31	10	1	1	.779	Herb Brooks
1923-24	14	13	1	0		.929	Emil Iverson	1975-76	44	28	14	2	3	.659	Herb Brooks
1924-25	10	8	1	1		.850	Emil Iverson	1976-77	41	17	21	3	7	.451	Herb Brooks
1925-26	16	12	*0	4		.875	Emil Iverson	1977-78	38	22	14	2	4	.605	Herb Brooks
1926-27	15	9	6	0		.600	Emil Iverson	1978-79	44	32	11	1	2	.739	Herb Brooks
1927-28	13	9	2	2		.769	Emil Iverson	1979-80	41	26	15	0	2	.634	Brad Buetow
1928-29	17	14	2	1		.853	Emil Iverson	1980-81	45	33	12	0	1	.733	Brad Buetow
1929-30	18	7	9	2		.444	Emil Iverson	1981-82	36	22	12	2	3	.639	Brad Buetow
1930-31	19	7	11	1		.395	Frank Pond	1982-83	45	32	12	1	1	.722	Brad Buetow
1931-32	16	12	3	1		.781	Frank Pond	1983-84	40	27	11	2	3	.700	Brad Buetow
1932-33	11	10	1	0		.909	Frank Pond	1984-85	47	31	13	3	2	.691	Brad Buetow
1933-34	14	11	3	0		.786	Frank Pond	1985-86	48	*35	13	0	2	.729	Doug Woog
1934-35	17	9	6	2		.588	Frank Pond	1986-87	*49	34	14	1	2	.704	Doug Woog
1935-36	16	10	6	0		.625	Larry Armstrong	1987-88	44	34	10	0	1	.773	Doug Woog
1936-37	16	11	4	1		.719	Larry Armstrong	1988-89	48	34	11	3	1	.740	Doug Woog
1937-38	17	7	9	1		.441	Larry Armstrong	1989-90	46	28	16	2	2	.630	Doug Woog
1938-39	23	17	6	0		.739	Larry Armstrong	1990-91	45	30	10	5	2	.722	Doug Woog
1939-40	18	18	*0	0	@	1.000*	Larry Armstrong	1991-92	44	33	11	0	1	.750	Doug Woog
1940-41	16	11	3	2		.750	Larry Armstrong	1992-93	42	22	12	8	t2	.619	Doug Woog
1941-42	12	7	5	0		.583	Larry Armstrong	1993-94	42	25	13	4	2	.619	Doug Woog
1942-43	16	10	5	1		.656	Larry Armstrong	1994-95	44	25	14	5	4	.625	Doug Woog
1943-44	11	6	5	0		.545	Larry Armstrong	1995-96	42	30	10	2	2	.738	Doug Woog
1944-45	10	7	2	1		.750	Larry Armstrong	1996-97	42	28	13	1	t1	.679	Doug Woog
1945-46	14	9	4	1		.679	Larry Armstrong	1997-98	39	17	22	0	6	.436	Doug Woog
1946-47	20	12	5	3		.675	Larry Armstrong	1998-99	43	15	19	*9	5	.453	Doug Woog
1947-48	21	9	12	0		.429	Doc Romnes	1999-00	41	20	19	2	6	.512	Don Lucia
1948-49	23	12	11	0		.522	Doc Romnes	2000-01	42	27	13	2	3	.667	Don Lucia
1949-50	16	5	11	0		.313	Doc Romnes	2001-02	44	32	8	4	3	.773	Don Lucia
1950-51	26	14	12	0		.538	Doc Romnes	2002-03	45	28	8	*9	t2	.722	Don Lucia
1951-52	26	13	13	0	5	.500	Doc Romnes	2003-04	44	27	14	3	t4	.648	Don Lucia
1952-53	29	23	6	0	t1	.793	John Mariucci	2004-05	44	28	15	1	t3	.648	Don Lucia
1953-54	30	23	6	1	1	.783	John Mariucci	2005-06	41	27	9	5	1	.720	Don Lucia
1954-55	30	16	12	2	3	.567	John Mariucci	2006-07	44	31	10	3	1	.739	Don Lucia
1955-56	29	16	12	1	4	.569	Marsh Ryman +	2007-08	45	19	17	*9	7	.522	Don Lucia
1956-57	29	12	15	2	6	.448	John Mariucci	2008-09	37	17	13	7	5	.554	Don Lucia
1957-58	27	16	11	0	4	.593	John Mariucci	2009-10	39	18	19	2	7	.487	Don Lucia
1958-59	24	12	10	2	#	.542	John Mariucci	2010-11	36	16	14	6	5	.528	Don Lucia
1959-60	27	9	16	2	6	.370	John Mariucci	2011-12	43	28	14	1	1	.663	Don Lucia
1960-61	29	17	11	1	2	.603	John Mariucci	2012-13	40	26	9	5	t1	.713	Don Lucia
1961-62	21	9	10	2	6	.476	John Mariucci	2013-14	41	28	7	6	1	.756	Don Lucia
1962-63	29	16	9	4	4	.621	John Mariucci	2014-15	39	23	13	3	1	.628	Don Lucia
1963-64	25	14	11	0	3	.560	John Mariucci	2015-16	37	20	17	0	1	.541	Don Lucia
1964-65	28	14	12	2	3	.536	John Mariucci	2016-17	38	23	12	3	1	.645	Don Lucia
1965-66	27	16	11	0	t2	.593	John Mariucci	2017-18	38	19	17	2	5	.526	Don Lucia
1966-67	29	9	19	1	8	.328	Glen Sonmor	2018-19	38	18	16	4	3	.526	Bob Motzko
1967-68	31	19	12	0	5	.613	Glen Sonmor	2019-20	37	16	14	7	t2	.527	Bob Motzko
1968-69	29	13	13	3	5	.500	Glen Sonmor	2020-21	31	24	7	0	2	.774	Bob Motzko
1969-70	33	21	12	0	1	.636	Glen Sonmor	2021-22	39	26	13	0	1	.667	Bob Motzko
1970-71	33	14	17	2	5	.455	Glen Sonmor								
1971-72	32	8	24	0	10	.250	Glen Sonmor +								
1972-73	34	15	16	3	6	.485	Herb Brooks								

* UM Best + Interim Coach # No league play @ National AAU Champions

ALL-TIME RECORD • 101 SEASONS
3,151 games • 1,881-1,069-201

YEAR-BY-YEAR RESULTS

1921-22..... COACH: I.D. MACDONALD

CONFERENCE CHAMPIONS

1/17	L	Hamline	1-2
1/20	W @	Wisconsin	3-0
1/21	W @	Wisconsin	3-1
1/31	W	Luther Seminary	1-0
2/3	W	Wisconsin	12-2
2/4	W	Wisconsin	7-0
2/13	T @	Michigan Tech	3-3 (OT)
2/14	L @	Michigan Tech	0-3
2/18	L	Michigan Tech	2-3
2/27	W	Hamline	3-2

OVERALL: 6-3-1

1922-23..... COACH: EMIL IVERSON

CONFERENCE CHAMPIONS

1/10	W	Ramsey Tech. School	6-1
1/15	W	St. Thomas	4-0
1/22	W	Michigan	2-0
1/23	W	Michigan	3-0
2/9	W @	Wisconsin	4-0
2/10	T @	Wisconsin	1-1 (OT)
2/16	W @	Michigan	6-3
2/17	L @	Michigan	2-3
2/22	W @	Marquette	3-2
2/23	W @	Marquette	4-2
2/28	W	Wisconsin	3-2
3/1	W	Wisconsin	4-0

OVERALL: 10-1-1

1923-24..... COACH: EMIL IVERSON

CONFERENCE CHAMPIONS

1/11	W @	Eveleth JC	7-0
1/12	W @	Hibbing	4-2
1/18	W @	Marquette	2-1
1/19	W @	Marquette	1-0
1/25	W @	Wisconsin	4-0
1/26	W @	Wisconsin	5-0
2/8	W	Marquette	6-1
2/9	W	Marquette	3-1
2/18	W	Michigan	2-1
2/19	W	Michigan	2-0
2/22	W @	Michigan	7-1
2/23	L @	Michigan	2-3
2/29	W	Wisconsin	4-0
3/1	W	Wisconsin	4-0

OVERALL: 13-1-0

1924-25..... COACH: EMIL IVERSON

CONFERENCE CHAMPIONS

2/3	W	Marquette	3-0
2/4	W	Marquette	2-0
2/9	W	Notre Dame	2-0
2/10	W	Notre Dame	2-1
2/13	W @	Wisconsin	5-1
2/14	W @	Wisconsin	1-0 (OT)
3/2	T	Michigan	1-1 (OT)
3/3	L	Michigan	0-1
3/13	W	Wisconsin	1-0
3/14	W	Wisconsin	1-0

OVERALL: 8-1-1

1925-26..... COACH: EMIL IVERSON

CONFERENCE CHAMPIONS

1/4	W	North Dakota Aggies	5-2
1/5	W	North Dakota Aggies	6-2
1/15	T @	Wisconsin	0-0 (OT)
1/16	T @	Wisconsin	1-1 (OT)
1/18	T @	Marquette	0-0
1/19	W @	Marquette	4-1
2/2	W	Carleton	3-1
2/8	W	Notre Dame	6-4
2/9	W	Notre Dame	4-0
2/19	W @	Michigan State	2-0
2/19	W @	Michigan	6-0
2/20	T @	Michigan	1-1 (OT)
3/1	W	Michigan	4-2 (OT)
3/2	W	Michigan	2-1
3/10	W	Wisconsin	4-2
3/11	W	Wisconsin	2-1

OVERALL: 12-0-4

1926-27..... COACH: EMIL IVERSON

CONFERENCE CO-CHAMPIONS

1/14	W @	Wisconsin	1-0
1/15	W @	Wisconsin	3-1
1/18	L	Manitoba	0-2 (OT)
1/19	L	Manitoba	0-4
1/24	W	St. Thomas	4-1
1/26	L	St. Thomas	1-2
2/1	W	Eveleth Jr. College	2-1
2/7	W	Notre Dame	3-0
2/8	L	Notre Dame	0-2
2/14	W	Wisconsin	4-0
2/15	W	Wisconsin	2-1
2/22	W	Michigan	3-2
2/23	W	Michigan	1-0
3/11	L	Michigan ^	0-1
3/12	L	Michigan ^	1-2

OVERALL: 9-6-0

^ Windsor, Ontario

1927-28..... COACH: EMIL IVERSON

CONFERENCE CHAMPIONS

1/4	W	North Dakota Aggies	9-2
1/6	W	North Dakota Aggies	11-0
1/17	W @	Michigan	3-0
1/18	W @	Michigan	4-1
2/3	L @	Wisconsin	1-2
2/4	T @	Wisconsin	1-1 (OT)
2/7	L @	Marquette	1-4
2/13	W	Michigan	4-1
2/14	W	Michigan	4-0
2/20	W	Wisconsin	1-0
2/21	W	Wisconsin	4-1
2/28	T	Marquette	2-2 (OT)
3/1	W	Marquette	4-1

OVERALL: 9-2-2

1928-29..... COACH: EMIL IVERSON

CO-NATIONAL CHAMPIONS (WITH YALE)

CONFERENCE CHAMPIONS

1/7	W	North Dakota Aggies	12-0
1/18	W @	Michigan	4-0
1/19	W @	Michigan	6-0
1/25	W	Michigan Tech	3-0

YEAR-BY-YEAR RESULTS

1/26	W	Michigan Tech	5-0	1/14	L @	Harvard	6-7
2/1	W	Chicago AA	4-0	1/19	W @	Wisconsin	10-1
2/2	T	Chicago AA	1-1 (OT)	1/21	W	Michigan	3-0
2/11	L @	Marquette	2-5	1/22	W	Michigan	1-0
2/12	W @	Marquette	3-2	2/4	W	Michigan Tech	8-1
2/13	L @	Wisconsin	1-2	2/5	W	Michigan Tech	8-1
2/14	W @	Wisconsin	2-0	2/10	W	Michigan Tech	6-1
2/21	W	Michigan	5-1	2/11	L @	Hancock, Mich.	1-2
2/23	W	Michigan	2-0	2/12	W @	Calumet, Mich.	2-0
3/4	W	Wisconsin	2-0	2/18	W	Polish Olympic Team	8-0
3/5	W	Wisconsin	4-0	3/4	T @	Michigan	1-1 (OT)
3/14	W	Marquette	4-2	3/5	W @	Michigan	1-0
3/15	W	Marquette	2-0				

OVERALL: 14-2-1

1929-30 COACH: EMIL IVERSON

1/3	L	Dallas A.C.	4-9
1/4	T	Tulsa A.C.	0-0 (OT)
1/10	L @	Wisconsin	0-2
1/11	L @	Wisconsin	3-4
1/13	L @	Marquette	1-2
1/15	L @	Marquette	1-5
1/20	L	Michigan	0-3
1/21	W	Michigan	1-0
1/27	W	Michigan Tech	3-2
1/28	L	Michigan Tech	2-3
2/3	W	North Dakota Aggies	11-2
2/4	W	North Dakota	6-1
2/15	W	Wisconsin	2-1
2/17	W	Wisconsin	2-1 (OT)
2/21	T @	Michigan	1-1
2/22	L @	Michigan	1-2
3/3	W	Marquette	3-2
3/4	L	Marquette	1-4

OVERALL: 7-9-2

1930-31 COACH: FRANK POND

12/29	L	Manitoba	3-5
12/30	L	Manitoba	2-5
1/2	W @	M. Cooke and Sons (Duluth)	6-3
1/3	L @	Hibbing Veterans	2-7
1/9	L @	Wisconsin	1-3
1/12	T @	Marquette	1-1
1/13	L @	Marquette	3-6
1/23	L	Michigan	1-2
1/24	L	Michigan	0-1
1/26	W	Michigan Tech	8-2
1/27	W	Michigan Tech	7-3
2/5	L	Marquette	1-3
2/6	L	Marquette	1-2 (OT)
2/13	W	Wisconsin	2-1
2/14	W	Wisconsin	4-1
2/20	W @	Michigan Tech	3-0
2/21	W @	Michigan Tech	2-0
2/27	L @	Michigan	1-3
2/28	L @	Michigan	0-2

OVERALL: 7-11-1

1931-32 COACH: FRANK POND

CONFERENCE CHAMPIONS			
12/29	W	Eveleth Jr. College	4-0
12/30	W	Eveleth Jr. College	4-2
1/7	W	Houghton All-Stars	5-4
1/13	L	Olympics	0-4

1932-33 COACH: FRANK POND

CONFERENCE CHAMPIONS

1/13	W	North Dakota	4-0
1/14	W	North Dakota	9-0
1/20	W	Michigan	2-1
1/21	W	Michigan	4-1
2/4	W @	Wisconsin ^	6-1
2/10	W	Wisconsin	8-0
2/11	W	Wisconsin	3-0
2/17	W @	North Dakota	10-2
2/18	W @	North Dakota	3-0
2/24	W @	Michigan	5-2
2/25	L @	Michigan	1-3

OVERALL: 10-1-0

^ Eau Claire, Wis.

1933-34 COACH: FRANK POND

1/5	L	Manitoba	2-3
1/6	L	Manitoba	0-4
1/18	W	Michigan	5-2
1/19	W	Michigan	1-0
1/25	W @	Michigan Tech	4-1
1/27	L @	Michigan Tech	1-2
2/2	W	Chippewa Falls Legion	5-0
2/9	W @	Wisconsin	1-0
2/10	W @	Wisconsin	7-0
2/16	W @	Michigan Tech	5-4
2/17	W @	Michigan Tech	4-0
2/23	W	Michigan	3-1
2/24	W	Michigan	2-1
2/27	W	White Bear	7-1

OVERALL: 11-3-0

1934-35 COACH: FRANK POND

12/14	W	AAU All-Stars	2-1
12/21	L	Yale	0-2
12/22	L	Yale	1-3
1/10	L	Manitoba	1-2
1/11	L	Manitoba	1-4
1/18	T	Michigan	2-2 (OT)
1/19	L	Michigan	3-4
1/25	W @	Michigan Tech	2-1 (OT)
1/26	W @	Michigan Tech	4-1
2/1	W	Michigan Tech	6-1
2/2	W	Michigan Tech	3-0
2/8	W	Wisconsin	9-0
2/9	W	Wisconsin	5-1
2/22	T @	Michigan	1-1 (OT)
2/23	L @	Michigan	1-3
3/1	W	Ascensions	3-2

YEAR-BY-YEAR RESULTS

3/4 W Ascensions 3-0 **1938-39**..... **COACH: LARRY ARMSTRONG**
OVERALL: 9-6-2

1935-36..... **COACH: LARRY ARMSTRONG**

1/10 L AAU All-Stars 0-4
 1/16 W Carleton 6-0
 1/17 W Dayton's (AAU) 2-1
 1/19 L Wheaties (AAU) 2-3
 1/27 W Princeton 3-1
 1/29 L Princeton ^ 3-4
 2/2 L Manitoba 2-3
 2/3 L Manitoba 2-5
 2/14 W @ Michigan 7-1
 2/16 W @ Michigan 1-0
 2/20 W @ Michigan Tech 5-0
 2/23 W @ Michigan Tech 3-0
 2/28 W Michigan Tech 2-1
 3/1 W Michigan Tech 3-0
 3/11 L Michigan 1-2 (OT)
 3/12 W Michigan 5-1

OVERALL: 10-6-0

^ St. Paul Auditorium

1936-37..... **COACH: LARRY ARMSTRONG**

12/11 W Carleton 7-0
 12/29 W Dartmouth ^ 2-0
 12/30 W Dartmouth 3-1
 1/8 W Fairbanks-Dawson (Alaska) 2-1
 1/9 W Fairbanks-Dawson (Alaska) 4-3
 1/15 W Michigan 3-0
 1/16 L Michigan 1-8
 1/22 W @ Manitoba 1-0
 1/23 L @ Manitoba 0-5
 1/29 W Michigan Tech 2-1
 1/30 L Michigan Tech 0-1
 2/5 W @ Michigan Tech 3-0
 2/6 T @ Michigan Tech 1-1 (OT)
 2/12 W Carleton 7-1
 2/24 W Michigan 3-1
 2/26 L Michigan 2-3

OVERALL: 11-4-1

^ St. Paul Auditorium

1937-38..... **COACH: LARRY ARMSTRONG**

12/22 L Duluth Zephers 1-6
 12/28 W @ Toronto 4-1
 12/29 L @ Toronto 3-6
 1/12 W Michigan 2-1
 1/14 L Michigan 1-2
 1/21 W Michigan Tech 4-3
 1/22 W Michigan Tech 2-1
 1/28 L Manitoba ^ 2-3
 1/29 L Manitoba 1-2
 2/18 W @ Michigan Tech 4-1
 2/19 T @ Michigan Tech 3-3 (OT)
 2/24 W @ Michigan 4-3
 2/26 L @ Michigan 3-5
 3/3 W Illinois 7-2
 3/24 L @ Southern California 2-5
 3/26 L @ Southern California 3-4
 3/29 L Gonzaga 1-5

OVERALL: 7-9-1

^ St. Paul Auditorium

11/30 L @ Duluth Zephers 2-6
 12/8 W McMaster U. 6-3
 12/9 W McMaster U. 5-2
 12/28 L Southern California ^ 1-3
 12/29 L Southern California 0-4
 1/6 W @ Illinois 6-0
 1/7 W @ Illinois 5-2
 1/13 L @ Manitoba 2-3
 1/14 W @ Manitoba 4-1
 1/19 W Michigan 6-0
 1/21 W Michigan 4-0
 1/27 W Michigan Tech 5-0
 1/28 W Michigan Tech 5-2
 2/3 W Michigan Tech 2-1
 2/4 W Michigan Tech 4-0
 2/11 L @ Manitoba 0-3
 2/17 W Illinois 8-0
 2/18 W Illinois 8-2
 2/23 W Michigan 8-3
 2/25 W Michigan 7-0
 3/26 W vs. Philadelphia * 10-1
 3/27 W vs. St. Nicholas * 3-2
 3/28 L vs. Cleveland * 3-4

OVERALL: 17-6-0

* National AAU Tournament

^ St. Paul Auditorium

1939-40..... **COACH: LARRY ARMSTRONG**
NATIONAL AAU TOURNAMENT CHAMPIONS

12/14 W London (Ont.) 10-2
 12/15 W London (Ont.) 5-2
 12/29 W @ Yale 3-0
 12/30 W @ Yale 7-2
 1/5 W @ Illinois 8-2
 1/6 W @ Illinois 10-2
 1/12 W @ Michigan Tech 7-1
 1/13 W @ Michigan Tech 9-1
 1/18 W Michigan 9-2
 1/20 W Michigan 5-2
 2/2 W Michigan Tech 9-1
 2/3 W Michigan Tech 8-0
 2/9 W Illinois 9-1
 2/10 W Illinois 9-2
 2/24 W @ Michigan 7-0
 2/26 W @ Michigan 5-0
 3/2 W vs. Amesbury * 9-4
 3/3 W vs. Brock Hall * 9-1

OVERALL: 18-0-0

* National AAU Tournament (Lake Placid, N.Y.)

1940-41..... **COACH: LARRY ARMSTRONG**

12/9 W @ London (Ont.) 5-3
 12/10 T @ London (Ont.) 3-3 (OT)
 12/27 L Yale 2-5
 12/28 W Yale 5-4
 1/10 T @ Illinois 2-2 (OT)
 1/11 L @ Illinois 1-4
 1/16 W Michigan 4-0
 1/18 W Michigan 7-2
 1/24 W @ Michigan Tech 8-0
 1/25 W @ Michigan Tech 3-0
 2/14 L Illinois 4-5
 2/15 W Illinois 6-2

YEAR-BY-YEAR RESULTS

2/20	W	Michigan Tech	7-2	2/23	W	Park League All-Stars	6-3
2/21	W	Michigan Tech	3-1	OVERALL: 7-2-1			
2/27	W @	Michigan	8-0				
3/1	W @	Michigan	2-1				

OVERALL: 11-3-2

1941-42 COACH: LARRY ARMSTRONG

12/11	L	London (Ont.)	1-3
12/12	W	London (Ont.)	2-1
1/2	L	Dartmouth	2-4
1/3	L	Dartmouth	3-5 (OT)
1/9	L @	Michigan Tech	2-3
1/10	W @	Michigan Tech	2-1
1/22	L @	Michigan	2-3
1/24	W @	Michigan	6-0
2/20	W	Michigan Tech	5-3 (OT)
2/21	W	Michigan Tech	4-1
2/26	W	Michigan	4-0
2/28	W	Michigan	5-1

OVERALL: 7-5-0

1942-43 COACH: LARRY ARMSTRONG

1/4	L @	St. James	1-5
1/5	L @	St. James	3-8
1/8	W	Illinois	1-0 (def.)
1/9	W	Illinois	1-0 (def.)
1/14	W	Michigan	3-0
1/16	W	Michigan	4-0
1/22	W @	Michigan Tech	3-1
1/23	L @	Michigan Tech	0-1
2/5	W	Michigan Tech	6-4
2/6	W	Michigan Tech	8-2
2/12	W @	Illinois	2-1
2/13	L @	Illinois	1-2
2/18	T	Michigan	1-1 (OT)
2/20	W	Michigan	6-2
2/27	W	Army-Navy	5-2
3/2	L	Army-Navy	1-3

OVERALL: 10-5-1

1943-44 COACH: LARRY ARMSTRONG

1/7	W	St. James	4-1
1/8	W	St. James	6-1
1/14	L	Port Arthur Griffons	4-9
1/15	L	Port Arthur Griffons	2-3
1/21	L	Honeywell	4-6
1/22	L	Fort Snelling	1-2
2/4	W	Navy Fliers	7-2
2/5	W	Fort Snelling	6-4
2/11	W @	St. James	6-5
2/12	L @	St. James	3-5
2/17	W @	Fort Snelling ^	4-1

OVERALL: 6-5-0

^ St. Paul Auditorium

1944-45 COACH: LARRY ARMSTRONG

1/5	W	St. James	9-3
1/6	W	St. James	3-0
1/13	W	Michigan	10-0
1/19	W	Bermans of Park League	3-1
1/26	T	Ft. Wm. Columbus	3-3 (OT)
1/27	W	Ft. Wm. Columbus	3-1
2/3	W @	Michigan	15-2
2/9	L @	St. James & Winnipeg Stars	3-4
2/10	L @	St. James & Winnipeg Stars	6-9

1945-46 COACH: LARRY ARMSTRONG

1/4	L	St. James	2-7
1/5	L	St. James	4-7
1/11	W	Ft. William	9-4
1/12	W	Ft. William	9-4
1/18	L @	Michigan	2-5
1/19	L @	Michigan	4-8
2/1	T	Michigan	3-3 (OT)
2/2	W	Michigan	5-2
2/8	W	Michigan Tech	7-2
2/9	W	Michigan Tech	14-2
2/15	W @	Michigan Tech	9-2
2/16	W @	Michigan Tech	6-2
2/21	W @	St. James	5-2
2/22	W @	St. James	4-0

OVERALL: 9-4-1

1946-47 COACH: LARRY ARMSTRONG

Player	G	A	TP
Roland DePaul, C	13	20	33
Jerry Remole, W	15	11	26
Bill Hodgins, RW	13	8	21
Bud Frick, C	8	8	16
Bob Fleming, W	6	10	16

12/20	W	Fort William	3-2
12/21	W	Fort William	7-2
12/27	L @	Yale	5-6
12/28	W @	Yale	6-2
1/1	L	Brandon	4-8
1/2	L	Brandon	2-4
1/9	W	St. James	5-1
1/10	T	St. James	5-5 (OT)
1/17	T	Michigan	4-4 (OT)
1/18	L	Michigan	4-5
1/24	W @	Michigan Tech	6-4
1/25	W @	Michigan Tech	3-1
1/31	W @	St. James	4-3
2/1	T @	St. James	4-4 (OT)
2/14	L @	Michigan	2-4
2/15	W @	Michigan	3-2
2/21	W	Michigan Tech	13-3
2/22	W	Michigan Tech	6-2
2/28	W	Colorado College	8-3
3/1	W	Colorado College	15-2

OVERALL: 12-5-3

1947-48 COACH: DOC ROMNES

Player	G	A	TP
Roland DePaul, C	22	9	31
Bill Hodgins, W	14	8	22
Jerry Lindgard, C	13	9	22
James Frick, W	8	10	18
Richard Roberts, D	11	3	14

12/5	L	Winnipeg	4-8
12/6	L	Winnipeg	5-6
12/19	L @	Colorado College	5-8
12/20	L @	Colorado College	6-7
12/22	L	Olympic Club	4-7
12/23	W	California	5-4
12/27	W	California	4-3

YEAR-BY-YEAR RESULTS

1/2	W	Harvard	8-6	1/21	W @	Michigan State	11-1
1/3	W	Harvard	7-2	2/3	L @	Michigan	1-2
1/8	L	Manitoba	5-6	2/4	L @	Michigan	2-6
1/9	L	Manitoba	4-5	2/10	L	Colorado College #	6-8
1/16	L @	Michigan	2-3	2/11	W	Colorado College ^	4-2
1/17	L @	Michigan	1-5	2/17	W	Michigan State	12-1
1/23	L	North Dakota	3-5	2/18	W	Michigan State	8-0
1/24	W	North Dakota	7-4 (OT)	2/24	L	Michigan	3-7
2/6	W @	Michigan Tech	6-5	2/25	L	Michigan	2-6
2/7	W @	Michigan Tech	7-3	3/3	L @	Colorado College	2-9
2/13	L	Michigan	2-6	3/4	L @	Colorado College	1-6
2/14	W	Michigan	5-4 (OT)	OVERALL: 5-11-0			
2/27	W	Michigan Tech	7-4	^ Rochester, Minn.			
2/28	L	Michigan Tech	3-4	# St. Paul Auditorium			

OVERALL: 9-12-0

1948-49 COACH: DOC ROMNES

Player	G	A	TP
Roland DePaul, C	24	16	40
Rube Bjorkman, W	19	44	33
Jerry Lindgard, C	13	18	31
John Bonner, C	11	11	22
Calvin Engelstad, W	9	12	21

12/21	L @	Fort William	5-6
12/22	W	Fort William	10-3
12/28	W	Yale	10-1
12/29	W	Yale ^	4-2
1/6	L	Winnipeg	6-8
1/7	W	Winnipeg	7-3
1/14	W	Michigan Tech	5-4
1/15	W	Michigan Tech ^	7-3
1/17	W @	Rochester (AAHA)	5-2
1/21	L @	North Dakota	3-4 (OT)
1/22	L @	North Dakota	4-6
1/28	W	North Dakota	12-5
1/29	W	North Dakota ^	7-6
2/4	W	California	8-3
2/5	L	California ^	3-5
2/11	W @	Michigan Tech	5-1
2/12	L @	Michigan Tech	4-12
2/18	L	Michigan	1-4
2/19	L	Michigan #	3-6
2/25	L @	Michigan	1-4
2/26	L @	Michigan	1-4
3/4	L @	Colorado College	2-5
3/5	W @	Colorado College	7-4

OVERALL: 12-11-0

^ St. Paul Auditorium # Rochester, Minn.

1949-50 COACH: DOC ROMNES

Player	G	A	TP
Russell Strom, C	9	8	17
Jack Bonner, C	9	8	17
Calvin Engelstad, W	10	5	15
Donald Bodin, W	8	6	14
Robert Harris, W	6	5	11
Rube Bjorkman, W	6	5	11

1/6	L	North Dakota	3-7
1/7	L	North Dakota ^	5-6
1/13	L @	North Dakota	2-3
1/14	L @	North Dakota	5-8
1/20	W @	Michigan State	8-2

1950-51 COACH: DOC ROMNES

Player	G	A	TP	PIM
Calvin Engelstad, W	19	34	53	6
Rube Bjorkman, W	22	25	47	6
Gordon Watters, C	27	19	46	2
Russell Strom, C	15	22	37	20
Donald Bodin, W	16	9	25	7

Goaltenders	GP	GA	GAA
Larry Ross	19	78	4.10
Bob Moran	6	29	4.83

12/1	L	Rochester	6-8
12/7	L	Fort William	0-2
12/8	L	Fort William	4-5 (OT)
12/29	L	Harvard	3-4 (OT)
12/30	L	Harvard	6-7
1/1	W @	Denver	10-4
1/2	L @	Denver	3-4
1/5	L	Michigan	4-5 (OT)
1/6	L	Michigan	4-6
1/12	W @	Michigan Tech	11-1
1/13	W @	Michigan Tech	8-5
1/19	L @	Michigan	2-12
1/20	L @	Michigan	0-8
1/24	L @	Rochester	7-9
1/26	W	Michigan State	9-3
1/27	W	Michigan State	6-2
2/2	L @	North Dakota	4-8
2/3	W @	North Dakota	7-2
2/9	W @	Michigan State	7-3
2/10	W @	Michigan State	7-2
2/16	W	Colorado College	5-2
2/17	W	Colorado College	5-4 (OT)
2/23	W	Michigan Tech	6-1
2/24	W	Michigan Tech	8-1
3/2	W	North Dakota	5-2
3/3	W	North Dakota	3-2

OVERALL: 14-12-0

YEAR-BY-YEAR RESULTS

1951-52 COACH: DOC ROMNES

Player	G	A	TP	PIM
John Mayasich, C	32	30	62	10
Richard Dougherty, W	32	20	52	33
Eugene Campbell, C	16	17	33	8
Dick Meredith, W	10	14	24	10
Ken Yackel, D	10	10	20	20

Goaltenders	GP	GA	Saves	GAA
Larry Ross	13	64	335	4.90
James Mattson	8	25	223	3.10
George McCormack	6	25	168	4.20

11/29	W	@	Rochester Mustangs	5-2
12/1	W		Rochester Mustangs	9-2
12/7	W		Ft. William	9-3
12/8	W		Ft. William	12-2
12/28	L		Yale	4-7
12/29	L		Yale	3-4 (OT)
1/1	L	@	Denver	6-9
1/2	W	@	Denver	5-3
1/4	L	@	Colorado College	3-5
1/5	L	@	Colorado College	4-6
1/11	L	@	Michigan	4-5
1/12	L	@	Michigan	1-6
1/18	L		Michigan	2-7
1/19	L		Michigan	0-5
1/25	L	@	North Dakota	1-5
1/26	W	@	North Dakota	5-3
2/1	L		Denver	1-6
2/2	L		Denver	5-6 (OT)
2/8	W		Michigan State	9-2
2/9	W		Michigan State	6-4
2/15	W		North Dakota	9-2
2/16	L		North Dakota	4-6
2/22	W	@	Michigan State	5-4
2/23	W	@	Michigan State	5-3
2/29	W		Michigan Tech	5-3
3/1	W		Michigan Tech	8-4

OVERALL: 13-13-0 MCHL: 5-7-0 (5th)

1952-53 COACH: JOHN MARIUCCI NCAA FROZEN FOUR | MCHL CO-CHAMPIONS

Player	G	A	TP	PIM
John Mayasich, C	42	36	78	16
Richard Dougherty, W	35	32	67	35
Eugene Campbell, C	21	24	45	16
Ken Yackel, D	12	13	25	77
Robert Johnson, W	6	14	20	17

Goaltenders	GP	GA	Saves	GAA
James Mattson	27	64	651	2.36
Warren Strelow	1	1	—	1.00

12/5	W		Ft. William	6-2
12/6	L		Ft. William	5-6
12/13	W	@	Minnesota Duluth	14-2
12/19	W		St. Boniface	7-4
12/20	W		St. Boniface	6-1
12/26	W		Toronto U.	5-2
12/26	W		Toronto U.	8-2
12/29	W	@	Colorado College	5-2
12/30	L	@	Colorado College	2-5
1/2	L	@	Denver	2-3

1/3	W	@	Denver	3-2
1/9	W		Michigan State	3-1
1/10	W		Michigan State	5-0
1/16	W	@	Michigan	4-3
1/17	L	@	Michigan	4-5
1/23	W	@	Michigan Tech	6-3
1/24	W	@	Michigan Tech	5-2
1/30	L		North Dakota	5-7
1/31	W		North Dakota	5-2
2/6	W	@	North Dakota	3-0
2/7	W	@	North Dakota	3-1
2/13	W		Michigan	5-2
2/14	W		Michigan	4-0
2/20	W		Denver	4-3
2/21	W		Denver	10-0
3/6	W	@	Michigan State	7-3
3/7	W	@	Michigan State	7-2
3/13	W	vs.	RPI!	3-2
3/15	L	vs.	Michigan!	3-7

OVERALL: 23-6-0 MCHL: 16-4-0 (T-1st)

! NCAA Finals (Colorado Springs, Colo.)

1953-54 COACH: JOHN MARIUCCI NCAA FROZEN FOUR | WHL CHAMPIONS

Player	G	A	TP	PIM
John Mayasich, C	29	49	78	20
Richard Dougherty, W	42	26	68	41
Eugene Campbell, W	15	26	41	8
Ken Yackel, D	11	17	28	62
Jack Monahan, C	10	13	23	24
Dick Meredith, W	9	14	23	13

Goaltenders	GP	GA	Saves	GAA
James Mattson	26	72	573	2.76
Fred Pullicchio	5	8	98	1.40

12/4	L		St. Boniface	4-5
12/5	L		St. Boniface	3-6
12/11	W		Ft. William	5-0
12/12	W		Ft. William	5-3
12/22	W		Harvard	4-2
12/23	W		Harvard ^	9-0
12/29	W		Dartmouth	11-0
12/30	W		Dartmouth	10-3
1/1	W		Colorado College	7-2
1/2	W		Colorado College	7-1
1/8	T	@	North Dakota	2-2 (OT)
1/9	W	@	North Dakota	5-0
1/15	W		Michigan	5-4
1/16	L		Michigan	3-4
1/22	W		Michigan State	5-4
1/23	W		Michigan State	8-3
1/29	W	@	Michigan State	7-2
1/30	W	@	Michigan State	5-3
2/5	W		North Dakota	5-3
2/6	W		North Dakota	8-2
2/12	W	@	Michigan Tech	9-3
2/13	W	@	Michigan Tech	6-3
2/19	W		Michigan Tech	5-4 (OT)
2/20	W		Michigan Tech	11-3
2/22	W	@	Denver	7-3
2/23	W	@	Denver	7-4
2/26	L	@	Michigan	3-6
2/27	L	@	Michigan	2-5

YEAR-BY-YEAR RESULTS

3/2 L Chicago Blackhawks # 3-6
 3/11 W vs. Boston College ! 14-1
 3/13 L vs. RPI ! 4-5 (OT)

OVERALL: 23-6-1 WIHL: 16-3-1 (1st)

Exhibition ^ Hibbing, Minn.

! NCAA Finals, Colorado Springs, Colo.

1954-55 COACH: JOHN MARIUCCI

Player	G	A	TP	PIM
John Mayasich, C	41	39	80	28
George Jetty, W	22	18	40	46
Ken Yackel, D	18	18	36	51
Dick Meredith, W	18	15	33	26
Bill Swanson, C	8	11	19	4

Goaltenders	GP	GA	Saves	GAA
James Mattson	30	104	821	3.50

12/3	W	St. Boniface	7-4
12/4	W	St. Boniface	6-4
12/10	W	Winnipeg Barons	14-1
12/11	W	Winnipeg Barons	8-2
12/20	W	RPI	3-2 (OT)
12/21	W	RPI %	5-3
12/28	L @	Colorado College	2-6
12/29	L @	Colorado College	2-3 (OT)
1/1	T @	Denver	3-3 (OT)
1/2	W @	Denver	8-7 (OT)
1/7	L	North Dakota	4-6
1/8	L	North Dakota	3-5
1/14	W @	Michigan	10-4
1/15	L @	Michigan	3-5
1/21	W	Denver	7-3
1/22	L	Denver	5-6
1/28	W	Michigan Tech	5-1
1/29	W	Michigan Tech	4-3
2/4	W	Michigan State	7-0
2/5	W	Michigan State	3-2
2/8	L	Colorado College	2-4
2/9	L	Colorado College	3-4
2/11	L @	Michigan Tech	1-4
2/12	W @	Michigan Tech	5-4
2/18	L	Michigan	2-5
2/19	L	Michigan	1-3
2/25	T @	Michigan State	5-5 (OT)
2/26	W @	Michigan State	7-6
3/4	W @	North Dakota	6-0
3/5	L @	North Dakota	0-4

OVERALL: 16-12-2 WIHL: 10-12-2 (3rd)

% at St. Paul Auditorium

1955-56 COACH: MARSH RYMAN

Player	G	A	TP	PIM
Ken Yackel, W	19	20	39	45
Mike Pearson, C	16	16	32	14
George Jetty, C	12	13	25	28
Dick Burg, W	10	10	20	17
Ken Wellen, W	10	8	18	8

Goaltenders	GP	GA	Saves	GAA
Jack McCartan	24	67	624	2.80
Don Vaia	7	13	113	1.90

12/1	W	St. Boniface	10-2
12/2	W	St. Boniface	8-0
12/16	W	Colorado College %	3-2
12/17	L	Colorado College	0-2
12/22	W	Michigan State	7-1
12/23	W	Michigan State	4-3
12/30	W vs.	Loyola (Montreal)^	6-2
12/31	W vs.	Princeton ^	10-1
1/2	W @	RPI ^	5-3
1/6	L	U.S. Olympics	2-9
1/7	L	U.S. Olympics %	2-3
1/13	L @	Michigan	0-2
1/14	L @	Michigan	1-2
1/20	L	Michigan Tech	2-4
1/21	W	Michigan Tech	3-2
1/27	L @	North Dakota	0-4
1/28	W @	North Dakota	5-3
2/3	T	Denver	3-3 (OT)
2/4	L	Denver	1-5
2/10	L @	Michigan Tech	2-5
2/11	L @	Michigan Tech	0-2
2/13	W @	Michigan State	2-1
2/14	W @	Michigan State	2-1
2/17	L	Michigan	3-5
2/18	L	Michigan	2-6
2/24	W @	Colorado College	4-1
2/25	W @	Colorado College	4-2
3/2	W	North Dakota	8-4
3/3	W	North Dakota	7-0

OVERALL: 16-12-1 WIHL: 11-10-1 (4th)

^ RPI Invitational Tournament (Troy, N.Y.)

% at St. Paul Auditorium

1956-57 COACH: JOHN MARIUCCI

Player	G	A	TP	PIM
Terry Bartholome, W	14	7	21	20
Murray Williamson, W	9	11	20	24
Bill Swanson, C	11	8	19	8
Mike Pearson, C	9	10	19	29
Bob Turk, C/W	6	12	18	13

Goaltenders	GP	GA	Saves	GAA
Don Vaia	16	52	578	3.20
Jack McCartan	15	43	494	2.80

12/7	W	St. Boniface	8-1
12/8	W	St. Boniface	5-1
12/14	W	Winnipeg Rangers	8-0
12/28	W	Yale	5-2
12/29	W	Yale	1-0
1/1	L @	Denver	4-5
1/2	L @	Denver	0-6
1/4	L @	Colorado College	1-4
1/5	L @	Colorado College	3-5
1/11	L	North Dakota	2-3 (OT)
1/12	W	North Dakota	4-3
1/18	W	Michigan Tech	7-3
1/19	L	Michigan Tech	1-2
1/25	W @	North Dakota	4-1
1/26	L @	North Dakota	1-7
2/1	L @	Michigan State	1-2
2/2	L @	Michigan State	0-4
2/8	W	Michigan	7-3

YEAR-BY-YEAR RESULTS

2/9	L	Michigan	3-4
2/11	L	Colorado College %	2-3 (OT)
2/12	L	Colorado College	2-5
2/15	L @	Michigan	1-8
2/16	L @	Michigan	1-4
2/22	T @	Michigan Tech	3-3 (OT)
2/23	T @	Michigan Tech	4-4 (OT)
3/1	L	Michigan State	2-4
3/2	W	Michigan State	3-2
3/8	W	Denver	6-3
3/9	W	Denver	7-4

OVERALL: 12-15-2 WIHL: 7-15-2 (6th)

% at St. Paul Auditorium

1957-58.....COACH: JOHN MARIUCCI

Player	G	A	TP	PIM
Dick Burg, W	19	16	35	30
Mike Pearson, C/D	13	17	30	39
Gerald Melnychuk, C	10	16	26	10
Murray Williamson, W	10	16	26	26
Myron Grafstrom, W	15	9	24	6

Goaltenders	GP	GA	Saves	GAA
Jack McCartan	28	89	842	3.20

12/6	W	Michigan Tech	2-1
12/7	L	Michigan Tech	1-3
12/21	W	U.S. Nationals	6-2
12/27	W	Harvard	7-2
12/28	W	Harvard	3-2 (OT)
12/30	L @	Colorado College	2-7
1/1	W @	Denver	2-1
1/3	L @	Denver	2-4
1/4	W @	Colorado College	8-3
1/10	W	Michigan State	3-2
1/11	L	Michigan State	3-4
1/17	W	North Dakota	7-5
1/18	L	North Dakota	3-5
1/24	L @	Michigan Tech	2-5
1/25	W @	Michigan Tech	4-2
1/31	W	Denver	6-4
2/1	W	Denver	4-0
2/7	W	Michigan	4-2
2/8	L	Michigan	2-4
2/14	L @	North Dakota	1-4
2/15	L @	North Dakota	5-6
2/21	W @	Michigan	10-5
2/22	L @	Michigan	2-3
2/28	L @	Michigan State	3-4
3/1	W @	Michigan State	5-1
3/7	W	Colorado College	7-2
3/8	W	Colorado College	2-1

OVERALL: 16-11-0 WIHL: 13-11-0 (4th)

1958-59.....COACH: JOHN MARIUCCI

Player	G	A	TP	PIM
Stu Anderson, C	15	19	34	8
Murray Williamson, W	13	20	33	13
Gerald Melnychuk, C	13	19	32	10
Myron Grafstrom, W	15	11	26	10
Herb Brooks, W	11	12	23	8

Goaltenders	GP	GA	Saves	GAA
Mike Doyle	15	49	424	3.20
Don Vaia	10	41	299	4.10

12/5	L	U.S. Nationals	2-3 (OT)
12/19	W	Dartmouth	8-1
12/20	W	Dartmouth	6-1
12/27	W	U.S. Nationals	6-3
1/2	W @	Colorado College	3-2 (OT)
1/3	T @	Colorado College	1-1 (OT)
1/9	W	Michigan State	7-3
1/10	T	Michigan State	3-3 (OT)
1/16	L @	Michigan Tech	3-5
1/17	L @	Michigan Tech	3-5
1/23	L @	Michigan State	4-5
1/24	L @	Michigan State	4-5
1/30	W	North Dakota	4-3
1/31	L	North Dakota	2-6
2/6	W	Colorado College	2-1
2/7	W	Colorado College	7-5
2/13	W @	Michigan	6-1
2/14	W @	Michigan	7-3
2/20	L @	North Dakota	5-6
2/21	L @	North Dakota	2-5
2/27	W	Michigan	6-2
2/28	L	Michigan	3-6
3/6	W	Michigan Tech	7-5
3/7	L	Michigan Tech	4-5

OVERALL: 12-10-2

(no league—WCHA was formed the next year)

1959-60.....COACH: JOHN MARIUCCI

Player	G	A	TP	PIM
Gerald Melnychuk, C	15	25	40	24
Myron Grafstrom, W	15	14	29	6
Jim Rantz, W	8	18	26	4
Dave Rovick, W	14	12	26	4
Oscar Mahle, W	17	8	25	35

Goaltenders	GP	GA	Saves	GAA
Chuck Steinweg	19	72	512	3.89
Mike Doyle	10	51	317	5.36

11/27	L	Michigan Tech	5-8
11/28	L	Michigan Tech	2-4
12/4	T	Denver	4-4 (OT)
12/5	L	Denver	4-5
12/29	L @	Colorado College	3-4
12/30	L @	Colorado College	4-8
1/1	L @	Denver	1-6
1/2	L @	Denver	2-7
1/8	W	Colorado College	6-5
1/9	W	Colorado College	11-3
1/15	W	North Dakota	9-3
1/16	L	North Dakota	1-4
1/22	T	U.S. Olympics	4-4 (OT)
1/23	L	U.S. Olympics	2-6
1/29	L @	Michigan Tech	6-8
1/30	L @	Michigan Tech	1-6
2/2	W	Czech. Olympics	3-2
2/5	W	Michigan	6-3
2/6	L	Michigan	2-4
2/12	L @	North Dakota	5-6
2/13	L @	North Dakota	1-5

YEAR-BY-YEAR RESULTS

2/19	W	Michigan State	5-0	Goaltenders	GP	GA	Saves	GAA
2/20	W	Michigan State	10-2	Mike Larson	22	71	564	3.23
2/26	L @	Michigan	2-3	Ron Braatz	1	4	25	4.00
2/27	W @	Michigan	4-3 (OT)	Chuck Steinweg	1	0	18	0.00
3/4	W @	Michigan State	5-4 (OT)					
3/5	L @	Michigan State	3-4					
OVERALL: 9-16-2 WCHA: 8-15-1 (6th)								

1960-61 COACH: JOHN MARIUCCI NCAA FROZEN FOUR | WCHA PLAYOFF CHAMPIONS

Player	G	A	TP	PIM
Jerry Norman, W	20	14	34	17
Oscar Mahle, W	13	10	23	28
Gary Schmalzbauer, W	12	10	22	4
Len Lilyholm, C	7	13	20	14
Larry Smith, C	8	11	19	6

Goaltenders	GP	GA	Saves	GAA
Mike Larson	17	54	472	3.20
Chuck Steinweg	3	14	91	4.70

12/2	W @	Michigan State	6-3
12/3	W @	Michigan State	6-5
12/16	L	U.S. Nationals	3-6
12/17	L vs.	U.S. Nationals ^	0-4
12/18	W vs.	U.S. Nationals %	5-2
12/19	L	U.S. Nationals	5-8
12/28	L	Soviet Olympics	2-10
1/6	W	Colorado College	9-6
1/7	W	Colorado College	4-2
1/13	W	Michigan	4-2
1/14	L	Michigan	2-4
1/20	L @	Michigan	3-4
1/21	L @	Michigan	3-9
1/27	W	Michigan State	5-2
1/28	W	Michigan State	7-3
2/3	W @	North Dakota	9-2
2/4	L @	North Dakota	3-4 (OT)
2/10	L @	Michigan Tech	0-6
2/11	L @	Michigan Tech	2-3 (OT)
2/17	W	Michigan Tech	5-1
2/18	W	Michigan Tech	3-2
2/25	W @	Colorado College	12-2
2/26	W @	Colorado College	7-1
3/3	W	North Dakota	6-4
3/4	W	North Dakota	4-3
3/10	W	Michigan *	3-1
3/11	T	Michigan *	3-3 (OT)
3/17	L vs.	Denver !	1-6
3/18	W vs.	RPI !	4-3

OVERALL: 17-11-1 WCHA: 14-6-0 (2nd)

^ at Duluth, Minn.

% at Virginia, Minn.

* WCHA Playoffs (Williams Arena)

! NCAA Finals (Denver, Colo.)

1961-62 COACH: JOHN MARIUCCI

Player	G	A	TP	PIM
Ron Constantine, W	15	13	28	16
Len Lilyholm, W	9	19	28	18
Jim Stordahl, C	8	14	22	14
Dave Brooks, C	13	8	21	16
Gary Schmalzbauer, W	9	11	20	0

12/15	W	Colorado College	10-2
12/16	W	Colorado College	7-3
12/29	W	Harvard	7-2
12/30	W	Harvard	4-3
1/5	L @	Michigan State	3-5
1/6	L @	Michigan State	2-5
1/12	L	Michigan Tech	1-5
1/13	L	Michigan Tech	2-4
1/19	W	Minnesota Duluth	6-1
1/20	W @	Minnesota Duluth	6-4
1/26	T	Michigan State	1-1 (OT)
1/27	L	Michigan State	3-5
2/2	W @	Colorado College	11-4
2/3	W @	Colorado College	9-3
2/9	W	North Dakota	4-1
2/10	L	North Dakota	4-5 (OT)
2/16	L @	Michigan Tech	3-6
2/17	L @	Michigan Tech	2-3 (OT)
2/23	L @	North Dakota	2-3
2/24	L @	North Dakota	5-6
2/26	T	Swedish Nationals	3-3 (OT)

OVERALL: 9-10-2 WCHA: 5-10-1 (7th)

1962-63 COACH: JOHN MARIUCCI

Player	G	A	TP	PIM
Lou Nanne, D	14	29	43	30
Gary Schmalzbauer, W	22	13	35	12
Larry Stordahl, W	14	15	29	16
Jim Stordahl, C	11	18	29	6
Len Lilyholm, W	3	26	29	8

Goaltender	GP	GA	Sv.	%	GAA
Roger Groth	26	76	640	.894	2.92
Bill Fabian	6	17	113	.817	2.83

11/30	W @	Michigan Tech	3-2
12/1	L @	Michigan Tech	0-1
12/15	W	Minnesota Duluth	7-2
12/21	W	Minnesota Duluth	7-2
12/22	T @	Minnesota Duluth	4-4 (OT)
12/27	W vs.	Providence ^	5-4
12/28	W vs.	McMaster ^	5-1
12/29	W @	RPI ^	6-3
1/4	W	Michigan	6-4
1/5	T	Michigan	3-3 (OT)
1/11	L	North Dakota	4-6
1/12	L	North Dakota	2-3
1/18	T	Michigan Tech	2-2 (OT)
1/19	W	Michigan Tech	6-3
1/25	W @	Colorado College	7-3
1/26	L @	Colorado College	5-6
2/1	W	Colorado College	6-5
2/2	W	Colorado College	3-1
2/8	W @	Michigan	6-3
2/9	T @	Michigan	5-5 (OT)
2/12	W @	Minnesota Duluth	7-1
2/15	W	Michigan State	7-4
2/16	W	Michigan State	6-1
2/22	L @	North Dakota	3-4

YEAR-BY-YEAR RESULTS

2/23	L	@	North Dakota	3-4
3/1	W	@	Michigan State	7-1
3/2	L	@	Michigan State	3-6
3/7	L	@	Denver*	3-0
3/8	L	@	Denver*	6-2

OVERALL: 16-9-4 WCHA: 10-7-3 (4th)

^ RPI Invitational (Troy, N.Y.)

* WCHA Playoffs

1963-64 COACH: JOHN MARIUCCI

Player	G	A	TP	PIM
Roy Nystrom, W	17	19	36	2
Craig Falkman, W	16	18	34	43
Lorne Grosso, C	11	18	29	14
Doug Woog, C	11	13	24	24
Bruce Larson, W	13	7	20	8

Goaltender	GP	GA	Sv.	%	GAA
John Lothrop	26	110	834	.833	4.23

11/29	L		Minnesota Duluth	2-5
11/30	L		Minnesota Duluth	5-7
12/17	L		U.S. Olympics	3-11
12/20	W		Boston University ^	4-2
12/21	W		Northeastern ^	5-1
12/22	L		Harvard ^	2-5
1/5	W		Army	6-3
1/10	L		Michigan	1-5
1/11	W		Michigan	6-5
1/17	L		Minnesota Duluth	3-6
1/18	W		Minnesota Duluth	4-1
1/24	W		Michigan State	6-2
1/25	W		Michigan State	4-2
1/31	W	@	Michigan State	7-6
2/1	W	@	Michigan State	4-2
2/7	W		Colorado College	3-0
2/8	W		Colorado College	4-2
2/14	L	@	Colorado College	4-8
2/15	L	@	Colorado College	6-7
2/21	L	@	Michigan	3-6
2/22	L	@	Michigan	2-8
2/28	W	@	North Dakota	4-2
2/29	W	@	North Dakota	5-4 (OT)
3/6	W		North Dakota	5-3
3/7	L		North Dakota	1-3

OVERALL: 14-11-0 WCHA: 10-6-0 (3rd)

^ Boston Christmas Tournament (Boston, Mass.)

1964-65 COACH: JOHN MARIUCCI

Player	G	A	TP	PIM
Doug Woog, C	26	21	47	27
Gary Hokanson, W	14	22	36	38
Roy Nystrom, W	16	16	32	4
Craig Falkman, W	14	18	32	50
Larry Stordahl, W/D	11	20	31	44

Goaltender	GP	GA	Sv.	%	GAA
John Lothrop	29	124	869	.875	4.28

11/27	W		Colorado College	5-4
11/28	W		Colorado College	7-4
12/4	L		Michigan	6-7
12/5	W		Michigan	10-3
12/9	L		Minnesota Duluth	5-6

12/29	L		Manitoba	5-9
1/1	W	@	Wisconsin	7-2
1/2	W	@	Wisconsin	6-1
1/8	L		Michigan State	3-4
1/9	W		Michigan State	5-2
1/15	L		Michigan Tech	1-4
1/16	W		Michigan Tech	5-4
1/22	L	@	Michigan State	5-7
1/23	W	@	Michigan State	6-5
1/29	L		North Dakota	4-5 (OT)
1/30	L		North Dakota	1-3
2/5	W		Minnesota Duluth	9-3
2/6	W		Minnesota Duluth	5-2
2/13	W	@	Colorado College	6-4
2/14	W	@	Colorado College	8-4
2/15	T		U.S. Nationals	5-5 (OT)
2/19	W		Michigan	5-4
2/20	W		Michigan	5-3
2/23	L		Minnesota Duluth	2-4
2/26	L	@	North Dakota	0-6
2/27	L	@	North Dakota	4-5
3/5	L	@	Michigan Tech *	4-8
3/6	T	@	Michigan Tech *	3-3 (OT)

OVERALL: 14-12-2 WCHA: 10-8-0 (3rd)

* WCHA Playoffs (Houghton, Mich.)

1965-66 COACH: JOHN MARIUCCI

Player	G	A	TP	PIM
Gary Gambucci, W	23	17	40	18
Chuck Norby, W	15	23	38	16
Lorne Grosso, C	12	24	36	6
Doug Woog, C	11	19	30	38
Bruce Larson, W	16	5	21	22

Goaltender	GP	GA	Sv.	%	GAA	SO
John Lothrop	28	94	773	.892	3.36	1

11/27	W	@	Colorado College	4-2
11/28	L	@	Colorado College	0-4
12/3	L		Michigan Tech	3-4
12/4	L		Michigan Tech	2-4
12/18	W		Wisconsin	5-1
12/29	W		Colgate ^	8-4
12/30	W		North Dakota ^	6-4
1/2	W	@	Minnesota Duluth	5-4
1/7	L		Michigan	4-5
1/8	L		Michigan	1-3
1/14	W	@	Michigan State	7-5
1/15	W	@	Michigan State	5-1
1/21	W		Colorado College	8-4
1/22	W		Colorado College	10-0
1/28	W		Michigan State	6-5 (OT)
1/29	L		Michigan State	3-4
2/4	W	@	North Dakota	3-1
2/5	W	@	North Dakota	5-4
2/8	W		Minnesota Duluth	5-3
2/11	W	@	Michigan	5-4
2/12	W	@	Michigan	3-2
2/18	L		North Dakota	2-6
2/19	W		North Dakota	6-1
2/22	L	@	Wisconsin	4-5 (OT)
2/25	L	@	Michigan Tech	1-5
2/26	L	@	Michigan Tech	4-5
3/3	L	@	North Dakota	2-4

YEAR-BY-YEAR RESULTS

OVERALL: 16-11-0 WCHA: 13-9-0 (T-2nd)

^ St. Paul College Hockey Tournament

1966-67 COACH: GLEN SONMOR

Player	G	A	TP	PIM
Jack Dale, C	17	26	43	40
Dennis Zacho, W	17	21	38	45
Mike Crupi, W	14	14	28	82
Gary Gambucci, W	17	10	27	23
Rob Shattuck, W	14	12	26	39

Goaltender	GP	GA	Sv	%	GAA	SO
Pete Roussopoulos	12	49	337	.873	4.08	0
Rich Peterson	6	27	153	.850	4.29	0
Mike Lechtman	7	36	204	.850	4.68	0
Chuck Holt	5	34	118	.765	6.80	0

11/19	L	@	Minnesota Duluth	1-8
11/26	L	@	Colorado College	6-8
11/27	L	@	Colorado College	3-5
12/2	W		Michigan State	5-4 (OT)
12/3	L		Michigan State	2-3 (OT)
12/17	W	@	Wisconsin	7-1
12/20	L	vs.	Boston University ^	5-8
12/21	W	vs.	St. Lawrence ^	11-3
12/28	W		Army ~	12-1
12/29	W		Michigan State ~	9-3
1/6	L		North Dakota	4-5 (OT)
1/7	L		North Dakota	2-3
1/13	L	@	Michigan	5-10
1/14	L	@	Michigan	4-5
1/20	W		Minnesota Duluth	9-4
1/21	L		Minnesota Duluth	4-7
1/27	W		Michigan Tech	4-3
1/28	L		Michigan Tech	1-5
2/3	L	@	Michigan State	4-6
2/4	L	@	Michigan State	3-6
2/10	L	@	North Dakota	2-3
2/11	L	@	North Dakota	2-3
2/17	W		Colorado College	6-5
2/18	L		Colorado College	3-4
2/23	L	@	Michigan Tech	3-4
2/24	L	@	Michigan Tech	1-2 (OT)
3/3	T		Michigan	4-4 (OT)
3/4	W		Michigan	10-8
3/7	L		North Dakota *	2-7

OVERALL: 9-19-1 WCHA: 5-17-1 (8th)

^ ECAC Tournament, (New York, N.Y.)

~ St. Paul Hockey Classic

* WCHA Playoffs (Grand Forks, N.D.)

1967-68 COACH: GLEN SONMOR

Player	G	A	TP	PIM
Bill Klatt, W	23	20	43	14
Gary Gambucci, C	12	29	41	31
Pete Fichuk, C	16	22	38	22
Greg Hughes, C	21	13	34	20
Pat Dufour, W	15	13	28	10

Goaltender	GP	GA	Sv	%	GAA	SO
Murray McLachlan	29	96	801	.893	3.36	2
Ron Docken	2	13	55	.809	5.42	0

11/18	W	@	Minnesota Duluth	5-1
-------	---	---	------------------	-----

11/24	W	@	Colorado College	5-1
11/25	W	@	Colorado College	6-3
12/1	W		Colorado College	8-1
12/2	W		Colorado College	8-4
12/15	L		U.S. Nationals	4-8
12/19	W		Minnesota Duluth	7-2
12/28	W		Michigan State ^	6-3
12/30	W		Michigan ^	3-1
1/5	L		North Dakota	1-4
1/6	L		North Dakota	1-5
1/9	W	@	Wisconsin	5-2
1/12	L	@	Michigan	2-3
1/13	L	@	Michigan	6-7
1/19	W		Michigan State	3-2
1/20	W		Michigan State	8-3
1/26	L		Michigan	4-5
1/27	L		Michigan	4-7
2/2	W	@	North Dakota	3-2
2/3	W	@	North Dakota	3-0
2/9	W		Wisconsin	3-2 (OT)
2/10	W		Wisconsin	5-3
2/16	W		Minnesota Duluth	4-0
2/17	W	@	Minnesota Duluth	6-5
2/23	L	@	Michigan State	2-5
2/24	W	@	Michigan State	6-2
3/1	L	@	Michigan Tech	4-5
3/2	L	@	Michigan Tech	2-4
3/5	W	@	Michigan *	5-3
3/8	L	@	Denver **	0-9
3/9	L	@	Denver **	3-7

OVERALL: 19-12-0 WCHA: 13-9-0 (5th)

^ Big Ten Tournament (Williams Arena)

* WCHA Playoffs (Ann Arbor, Mich.)

** WCHA Playoffs (Denver, Colo.)

1968-69 COACH: GLEN SONMOR

Player	G	A	TP	PIM
Pete Fichuk, C	21	24	45	36
Bill Klatt, W	19	22	41	24
Rick Yurich, W	18	21	39	28
Steve Hall, C	9	15	24	0
Wally Olds, D	6	12	18	6

Goaltender	GP	GA	Sv	%	GAA	SO
Murray McLachlan	24	74	750	.910	3.13	1
Ron Docken	7	26	177	.871	3.71	0

11/22	L	@	Minnesota Duluth	3-5
11/23	W	@	Minnesota Duluth	3-1
11/29	W	@	Colorado College	6-3
11/30	W	@	Colorado College	8-2
12/4	W		Wisconsin	5-1
12/20	W		College All-Stars ~ #	6-5
12/21	L		North Dakota ~	4-5 (OT)
12/26	W	vs.	Ohio State ^	10-1
12/27	L	vs.	Michigan ^	4-6
12/28	T	@	Wisconsin ^	3-3
1/3	L		North Dakota	2-3
1/4	W		North Dakota	5-2
1/8	L	@	Wisconsin	3-7
1/10	L	@	North Dakota	2-6
1/11	L	@	North Dakota	3-5
1/17	T		Michigan State	2-2 (OT)
1/18	L		Michigan State	1-2 (OT)

YEAR-BY-YEAR RESULTS

1/24	L		Michigan Tech	2-3
1/25	T		Michigan Tech	1-1 (OT)
1/31	W	@	Michigan	6-3
2/1	L	@	Michigan	0-5
2/7	W		Minnesota Duluth	4-3
2/8	W		Minnesota Duluth	6-1
2/14	W		Michigan	4-3
2/15	L		Michigan	2-4
2/21	L	@	Michigan State	1-2
2/22	W	@	Michigan State	1-0
2/28	W		Colorado College	5-3
3/1	W		Colorado College	7-1
3/7	L	@	Michigan *	4-8

OVERALL: 13-13-3 WCHA: 11-9-2 (5th)

~ St. Paul Hockey Classic # Exhibition

^ Big Ten Tournament (Madison, Wis.)

* WCHA Playoffs (Ann Arbor, Mich.)

OVERALL: 21-12-0 WCHA: 18-8-0 (1st)

^ Big Ten Tournament (Ann Arbor, Mich.)

* WCHA Playoffs (Duluth, Minn.)

1970-71 COACH: GLEN SONMOR

NCAA FROZEN FOUR | WCHA PLAYOFF CHAMPIONS

Player	G	A	TP	PIM
Dean Blais, W	16	24	40	14
Ron Peltier, C	6	27	33	28
Mike Antonovich, C	14	18	32	20
Craig Sarner, W	12	19	31	17
Doug Peltier, W	13	16	29	42

Goaltender	GP	GA	Sv	%	GAA	SO
Dennis Erickson	16	54	463	.899	3.3	2
Brad Shelstad	15	59	375	.866	4.1	0
Bill Bidon	3	16	73	.820	6.4	0

1969-70 COACH: GLEN SONMOR WCHA CHAMPIONS

Player	G	A	TP	PIM
Mike Antonovich, C	23	20	43	60
Dean Blais, C	16	17	33	27
Mike Kurtz, W	12	18	30	24
Ron Peltier, C	7	20	27	28
Craig Sarner, W	13	10	23	2

Goaltender	GP	GA	Sv	%	GAA	SO
Murray McLachlan	29	99	929	.904	3.41	2
Bill Bidon	2	4	60	.938	2.50	1
Ron Docken	2	7	85	.924	3.50	0

11/14	L	@	Minnesota Duluth	3-7
11/15	W	@	Minnesota Duluth	3-2 (OT)
11/28	W	@	Colorado College	9-5
11/29	W	@	Colorado College	4-2
12/5	L		North Dakota	3-4 (OT)
12/6	W		North Dakota	5-2
12/21	L	vs.	Wisconsin ^	3-4 (OT)
12/22	W	vs.	Ohio State ^	4-0
12/23	L	@	Michigan ^	1-6
12/31	L		U.S. Nationals	1-4
1/2	W		Colorado College	8-3
1/3	W		Colorado College	6-3
1/9	W		Minnesota Duluth	5-3
1/10	W		Minnesota Duluth	2-1 (OT)
1/16	W	@	Michigan State	3-2 (OT)
1/17	L	@	Michigan State	1-4
1/23	W		Michigan	8-6
1/24	W		Michigan	6-3
1/30	W	@	Michigan Tech	6-4
1/31	L	@	Michigan Tech	0-4
2/6	L	@	Wisconsin	1-10
2/7	W	@	Wisconsin	5-3
2/13	W		Michigan State	8-0
2/14	W		Michigan State	4-2
2/17	W		U.S. Nationals	5-4
2/20	L	@	North Dakota	3-5
2/21	W	@	North Dakota	1-0
2/27	W		Wisconsin	4-1
2/28	L		Wisconsin	0-2
3/6	W	@	Michigan	6-4
3/7	L	@	Michigan	2-4
3/12	W	@	Minnesota Duluth *	3-2 (3 OT)
3/13	L	vs.	Michigan Tech *	5-6

11/13	L	@	Minnesota Duluth	3-6
11/14	L	@	Minnesota Duluth	2-7
11/20	W		Michigan State	4-3
11/21	L		Michigan State	1-2
11/27	L	@	Colorado College	5-6
11/28	L	@	Colorado College	5-8
12/5	L		U.S. Nationals	4-5
12/21	W	@	Boston College	10-5
12/22	L	@	Boston University	0-3
12/26	W	@	Polish Nationals	2-1
12/27	T	@	Chaux-de-Fonds	5-5 (OT)
12/28	L	@	Swiss Nationals	0-3
1/8	W		Minnesota Duluth	5-1
1/9	W		Minnesota Duluth	3-1
1/15	L		Michigan Tech	2-6
1/16	L		Michigan Tech	2-4
1/22	L	@	Michigan State	4-8
1/23	W	@	Michigan State	4-3
1/29	L		North Dakota	1-4
1/30	W		North Dakota	6-0
2/5	W		Wisconsin	6-5 (OT)
2/6	L		Wisconsin	3-6
2/12	T	@	North Dakota	3-3 (OT)
2/13	W	@	North Dakota	2-0
2/19	L	@	Wisconsin	1-4
2/20	L	@	Wisconsin	2-3 (OT)
2/26	W		Michigan	7-3
2/27	W		Michigan	6-5 (OT)
3/3	L		U.S. Nationals	1-4
3/11	W	@	Wisconsin *	4-3
3/13	W	vs.	North Dakota *	5-2
3/19	W	vs.	Harvard !	6-5 (OT)
3/20	L	vs.	Boston University !	2-4

OVERALL: 14-17-2 WCHA: 9-12-1 (5th)

* WCHA Playoffs (Madison, Wis.)

! NCAA Finals (Syracuse, N.Y.)

YEAR-BY-YEAR RESULTS

1971-72 COACH: GLEN SONMOR

(Note: Sonmor left in December 1971, and was replaced by interim coach Ken Yackel, Sr.)

Player	G	A	TP	PIM
Doug Peltier, W	22	14	36	30
Dean Blais, W	10	24	34	28
John Matschke, W	6	15	21	34
Jim Gambucci, C	8	12	20	0
Pete Anderson, W	11	7	18	33

Goaltender	GP	GA	Sv	%	GAA	SO
Doug Hastings	12	49	405	.900	3.90	1
Dennis Erickson	15	75	473	.866	4.90	0
Brad Shelstad	6	33	204	.860	5.80	0

11/12	L	@	Minnesota Duluth	1-4
11/13	L	@	Minnesota Duluth	2-5
11/19	L	@	Michigan State	2-3
11/20	W	@	Michigan State	3-1
11/26	L	@	Colorado College	2-5
11/27	L	@	Colorado College	4-5
12/3	L	@	Michigan Tech	1-5
12/4	L	@	Michigan Tech*	3-5
12/7	L		U.S. Olympics	0-8
12/17	L		Minnesota Duluth	3-15
12/18	W		Minnesota Duluth	5-3
12/29	L	vs.	Boston University ^	3-4 (2 OT)
12/30	W	vs.	Colgate ^	7-6 (OT)
1/7	L	@	Wisconsin	1-9
1/8	W	@	Wisconsin	3-0
1/12	L		U.S. Olympics #	4-7
1/14	L		North Dakota	3-7
1/15	L		North Dakota	3-4
1/21	L		Notre Dame	4-5
1/22	L		Notre Dame	3-8
1/28	L		Denver	2-3
1/29	L		Denver	1-2
2/4	W		Wisconsin	4-2
2/5	W		Wisconsin	7-5
2/11	L		Michigan State	2-7
2/12	L		Michigan State	3-6
2/18	L		Colorado College	2-6
2/19	W		Colorado College	6-3
2/25	L	@	North Dakota	2-4
2/26	W	@	North Dakota	5-1
3/3	L	@	Michigan	3-5
3/4	L	@	Michigan	3-4

OVERALL: 8-24-0 WCHA: 7-21-0 (10th)

^ Syracuse Holiday Tourney

Met Center

* Glen Sonmor's final game as head coach

1972-73 COACH: HERB BROOKS

Player	G	A	TP	PIM
Mike Polich, C	18	14	32	34
Dean Blais, W	14	18	32	26
Jim Gambucci, C	14	12	26	2
Les Auge, D	3	23	26	36
Cal Cossalter, C	16	9	25	22

Goaltender	GP	GA	Sv	%	GAA	SO
Brad Shelstad	23	74	715	.906	3.3	0
Doug Hastings	12	55	331	.860	4.6	0

11/3	W		Manitoba	4-1
11/4	W		Manitoba	9-2
11/10	L	@	Denver	2-6
11/11	L	@	Denver	3-4
11/17	L		Michigan State	3-5
11/18	T		Michigan State	3-3 (OT)
11/24	L	@	Notre Dame	2-3
11/25	W	@	Notre Dame	7-1
12/1	L	@	Michigan	6-7
12/2	W	@	Michigan	7-3
12/22	T		Wisconsin	4-4 (OT)
12/23	W		Wisconsin	4-2
12/29	W	@	St. Louis ^	6-5
12/30	L	vs.	Wisconsin ^	1-5
1/5	L	@	Michigan State	2-6
1/6	L	@	Michigan State	1-3
1/12	L	@	North Dakota	3-6
1/13	T	@	North Dakota	2-2 (OT)
1/19	W		Colorado College	3-2
1/20	W		Colorado College	5-2
1/26	W		Michigan Tech	4-3 (OT)
1/27	L		Michigan Tech	3-6
2/2	W	@	Minnesota Duluth	3-2
2/3	L	@	Minnesota Duluth	5-7
2/9	W		North Dakota	3-2 (OT)
2/10	W		North Dakota	5-1
2/16	W		Michigan	4-1
2/17	W		Michigan	3-2
2/23	L		Minnesota Duluth	0-8
2/24	L		Minnesota Duluth	3-5
3/2	W	@	Wisconsin	4-3
3/3	L	@	Wisconsin	0-3
3/5	L	@	Wisconsin *	6-8
3/6	L	@	Wisconsin *	4-6

OVERALL: 15-16-3 WCHA: 12-13-3 (6th)

^ St. Louis Holiday Tournament

* WCHA Playoffs (Madison, Wis.)

YEAR-BY-YEAR RESULTS

1973-74 **COACH: HERB BROOKS**

NCAA CHAMPIONS

NCAA FROZEN FOUR | WCHA PLAYOFF CHAMPIONS

Player	G	A	TP	PIM
Mike Polich, C	19	33	52	36
John Harris, C	17	27	44	4
Buzz Schneider, W	24	15	39	38
John Sheridan, C	24	14	38	42
John Matschke, W	15	23	38	20

Goaltender	GP	GA	Sv	%	GAA	SO
Brad Shelstad	34	111	1075	.906	3.10	0
Bill Moen	6	25	152	.859	4.20	0
Eric Lockwood	1	6	26	.813	6.00	0

10/27	L	@	Minnesota Duluth	3-4
11/2	L		Wisconsin	2-3
11/3	L		Wisconsin	2-8
11/9	T		Michigan	4-4 (OT)
11/10	L		Michigan	3-4
11/16	W		North Dakota	7-3
11/17	W		North Dakota	11-3
11/23	W	@	Michigan State	6-3
11/24	W	@	Michigan State	4-3
11/30	W		St. Louis	3-2
12/1	W		St. Louis	7-5
12/14	T		Minnesota Duluth	3-3 (OT)
12/15	W		Minnesota Duluth	6-5
12/27	W	vs.	Harvard ^	6-3
12/28	L	@	St. Louis ^	2-6
12/29	L		Czech. Nationals #	1-7
1/4	W	@	North Dakota	2-1
1/5	W	@	North Dakota	2-1
1/11	L	@	Minnesota Duluth	3-4
1/12	L	@	Minnesota Duluth	2-5
1/18	W		Michigan State	9-4
1/19	W		Michigan State	6-3
1/25	W	@	Michigan	4-2
1/26	L	@	Michigan	3-6
2/1	L		Denver	5-6
2/2	W		Denver	10-2
2/8	T	@	Wisconsin	3-3 (OT)
2/9	T	@	Wisconsin	4-4 (OT)
2/15	W		Notre Dame	7-2
2/16	W		Notre Dame	6-3
2/22	W	@	Colorado College	2-1
2/23	T	@	Colorado College	6-6 (OT)
3/1	L	@	Michigan Tech	2-5
3/2	L	@	Michigan Tech	1-4
3/5	W		Michigan *	5-1
3/6	W		Michigan *	5-4
3/9	T		Denver *	3-3 (OT)
3/10	W		Denver *	2-1
3/14	W	vs.	Boston University !	5-4
3/15	W	vs.	Michigan Tech !	4-2

OVERALL: 22-11-6 WCHA: 14-9-5 (2nd)

^ St. Louis Holiday Tournament

World Cup - Exhibition (Met Center)

* WCHA Playoffs (Williams Arena)

! NCAA Finals (Boston, Mass.)

1974-75 **COACH: HERB BROOKS**

WCHA CHAMPIONS | WCHA PLAYOFF CHAMPIONS

NCAA FROZEN FOUR

Player	G	A	TP	PIM
Mike Polich, C	25	37	62	84
Tom Vannelli, C	17	35	52	22
Pat Phippen, W	22	29	51	42
Warren Miller, W	16	21	37	40
Buzz Schneider, W	19	17	36	63

Goaltender	W-L-T	GP	GA	Sv.	%	GAA	SO
Larry Thayer	19-3-1	23	61	577	.904	2.60	2
Jeff Tscherne	7-3-0	11	36	341	.905	3.30	0
Bill Moen	5-4-0	9	36	245	.872	4.10	1

10/25	L	@	Minnesota Duluth	3-4
10/26	W	vs.	Minnesota Duluth ^	3-2 (OT)
11/1	W	@	Michigan State	4-3 (OT)
11/2	L	@	Michigan State	3-4
11/8	W		North Dakota	5-4
11/9	W		North Dakota	5-0
11/15	L		Michigan	1-10
11/16	W		Michigan	7-5
11/22	L	@	Colorado College	3-7
11/23	L	@	Colorado College	2-4
11/29	W		Minnesota Duluth	5-4
11/30	W		Minnesota Duluth	3-2 (OT)
12/13	W	@	St. Louis	5-4 (OT)
12/14	W	@	St. Louis	5-4 (OT)
12/20	W		Michigan Tech	4-2
12/21	W		Michigan Tech	6-3
12/27	L	@	Wisconsin	1-2
12/28	W	@	Wisconsin	4-1
1/3	W		Wisconsin	4-2
1/4	W		Wisconsin	3-1
1/10	W		Notre Dame	8-1
1/11	W		Notre Dame	5-3
1/17	W	@	Minnesota Duluth	6-5
1/18	W	@	Minnesota Duluth	7-6 (OT)
1/24	L	@	Michigan	2-5
1/25	W	@	Michigan	5-2
1/31	W		Colorado College	6-2
2/1	W		Colorado College	7-1
2/7	W	@	North Dakota	7-0
2/8	W	@	North Dakota	5-2
2/14	W	@	Denver	8-2
2/15	W	@	Denver	4-2
2/21	W		Michigan State	8-3
2/22	W		Michigan State	4-2
2/28	L	@	Michigan Tech	0-7
3/1	L	@	Michigan Tech	4-5
3/4	W		Minnesota Duluth *	6-0
3/5	W		Minnesota Duluth *	4-2
3/8	T		Michigan *	3-3 (OT)
3/9	W		Michigan *	5-2
3/13	W	vs.	Harvard !	6-4
3/15	L	vs.	Michigan Tech !	1-6

OVERALL: 31-10-1 WCHA: 24-8-0 (1st)

^ Hall of Fame Game (Eveleth, Minn.)

* WCHA Playoffs (Williams Arena)

! NCAA Finals (St. Louis, Mo.)

YEAR-BY-YEAR RESULTS

1975-76 **COACH: HERB BROOKS**

NCAA CHAMPIONS

NCAA FROZEN FOUR | WCHA PLAYOFF CHAMPIONS

Player	G	A	TP	PIM
Tom Vannelli, C	26	43	69	72
Warren Miller, W	26	31	57	52
Pat Phippen, W	17	33	50	50
Tom Younghans, W	19	24	43	94
Reed Larson, D	13	29	42	94

Goaltender	W-L-T	GP	GA	Sv.	%	GAA	SO
Jeff Tscherne	19-9-1	29	104	864	.893	3.50	0
Tom Mohr	8-3-1	12	33	316	.911	2.70	0
Steve Janaszak	1-2-0	4	21	75	.781	5.30	0

10/25	W	vs.	U.S. Olympics ^	5-2
10/27	W		St. Louis	4-3
10/28	W		St. Louis	6-3
11/7	W		Minnesota Duluth	5-4 (OT)
11/8	W		Minnesota Duluth	4-2
11/14	L	@	Denver	2-3 (OT)
11/15	W	@	Denver	5-1
11/21	L	@	Michigan State	1-3
11/22	W	@	Michigan State	4-2
11/28	L		Wisconsin	2-4
11/29	W		Wisconsin	6-1
12/3	L		U.S. Olympics	1-3
12/5	W		North Dakota	4-2
12/6	L		North Dakota	3-6
12/19	W		Colorado College	6-2
12/20	W		Colorado College	3-2
12/26	W	@	St. Louis	7-4
12/28	W	@	St. Louis	7-5
1/2	W		Michigan Tech	10-5
1/3	L		Michigan Tech	2-8
1/9	W	@	Notre Dame	6-3
1/10	T	@	Notre Dame	4-4 (OT)
1/16	W		Denver	3-1
1/17	W		Denver	6-4
1/23	L	@	Michigan	3-7
1/24	L	@	Michigan	3-5
1/30	W	@	Minnesota Duluth	5-3
1/31	W	@	Minnesota Duluth	6-3
2/6	L		Michigan State	2-4
2/7	L		Michigan State	4-5 (OT)
2/13	W	@	Wisconsin	5-4 (OT)
2/14	L	@	Wisconsin	3-9
2/20	W	@	Colorado College	4-1
2/21	L	@	Colorado College	3-4
2/27	L		Michigan	2-5
2/28	W		Michigan	7-4
3/5	W	@	North Dakota	5-3
3/6	L	@	North Dakota	1-5
3/10	W		Colorado College *	7-4
3/11	W		Colorado College *	5-1
3/13	T	@	Michigan State **	2-2 (OT)
3/14	W	@	Michigan State **	7-6 (3 OT)
3/26	W	vs.	Boston University !	4-2
3/27	W	vs.	Michigan Tech !	6-4

OVERALL: 28-14-2 WCHA: 18-13-1 (3rd)

^ Hall of Fame Game (Eveleth, Minn.) * WCHA Playoffs (Williams Arena)

** WCHA Playoffs (East Lansing, Mich.)

! NCAA Finals (Denver, Colo.)

1976-77 **COACH: HERB BROOKS**

Player	G	A	TP	PIM	PP	GW
Tom Vannelli, C	26	30	56	56	15	1
Tom Gorence, W	22	27	49	44	10	1
Joe Micheletti, D	9	39	48	53	8	1
Bruce Lind, W	11	33	44	84	5	2
Phil Verchota, W	21	19	40	45	8	0

Goaltender	W-L-T	GP	GA	Sv.	%	GAA	SO
Paul Joswiak	5-6-1	13	58	433	.882	4.40	0
Steve Janaszak	6-9-2	19	86	588	.872	4.70	0
Jeff Tscherne	6-7-0	11	54	361	.870	5.10	0

10/16	W	vs.	Minnesota Duluth ^	9-5
10/22	L		St. Louis	3-7
10/23	W		St. Louis	6-4
10/29	W		Minnesota Duluth	4-3
10/30	T		Minnesota Duluth	3-3 (OT)
11/5	L	@	Michigan	6-8
11/6	L	@	Michigan	3-6
11/12	W		Michigan State	6-3
11/13	W		Michigan State	6-2
11/19	L		North Dakota	3-4
11/20	W		North Dakota	3-2
11/26	T	@	Colorado College	3-3 (OT)
11/27	L	@	Colorado College	4-5
12/3	L		Wisconsin	3-4 (OT)
12/4	L		Wisconsin	2-7
12/17	L	@	Lake Superior State	3-6
12/27	W		Harvard	4-3 (OT)
12/29	L		Notre Dame %	5-6
12/30	W		Notre Dame %	3-2
1/2	L		Russian Spartak #	4-9
1/7	L	@	Wisconsin	1-7
1/8	W	@	Wisconsin	5-4
1/14	W		Denver	4-3
1/15	L		Denver	4-6
1/21	W	@	Michigan State	4-3
1/22	W	@	Michigan State	3-2 (OT)
1/29	L	@	Michigan Tech	3-6
1/30	L	@	Michigan Tech	5-7
2/4	L		Notre Dame	2-3
2/5	T		Notre Dame	3-3 (OT)
2/11	W	@	Minnesota Duluth	6-4
2/12	W	@	Minnesota Duluth	7-3
2/18	L		Michigan	1-3
2/19	L		Michigan	6-7
2/25	L		Colorado College	5-7
2/26	L		Colorado College	7-8
3/4	W	@	North Dakota	7-4
3/5	W	@	North Dakota	8-6
3/9	L	@	Notre Dame *	1-5
3/10	W	@	Notre Dame *	9-2
3/11	L	@	Wisconsin **	5-9
3/12	L	@	Wisconsin **	3-8

OVERALL: 17-21-3 WCHA: 13-16-3 (7th)

^ Hall of Fame Game (Eveleth, Minn.)

% St. Paul Civic Center

Exhibition (Met Center)

* WCHA Playoffs (South Bend, Ind.)

** WCHA Playoffs (Madison, Wis.)

YEAR-BY-YEAR RESULTS

1977-78 COACH: HERB BROOKS

Player	G	A	TP	PIM	PP	GW
Steve Christoff, C	32	34	66	18	7	3
Tim Harrer, W	22	21	43	36	4	2
Rob McClanahan, C	17	25	42	10	1	3
Bill Baker, D	10	23	33	34	7	1
Eric Strobel, C	11	18	29	30	3	1

Goaltender	GP	W-L-T	GA	Sv.	Min.	GAA	SO
Steve Janaszak	28	14-10-2	106	860	.890	3.85	3
Paul Joswiak	11	8-4-0	43	332	.885	3.91	0

10/28	W		Minnesota Duluth			5-2	
10/29	W		Minnesota Duluth			3-2	
11/4	W	@	Michigan State			4-1	
11/5	L	@	Michigan State			3-4 (OT)	
11/11	W		North Dakota			8-7 (OT)	
11/12	W		North Dakota			6-3	
11/18	L	@	Michigan			3-7	
11/19	L	@	Michigan			5-7	
11/25	L	@	Wisconsin			1-4	
11/26	L	@	Wisconsin			3-5	
12/2	W		Colorado College			7-6	
12/3	W		Colorado College			3-1	
12/16	W	@	Denver			6-4	
12/17	L	@	Denver			2-9	
12/20	W		Ohio State			10-4	
12/21	W		Ohio State			3-0	
12/28	W		Brown			2-0	
12/29	W		Providence			6-4	
1/6	T		Notre Dame			5-5 (OT)	
1/7	W		Notre Dame			4-1	
1/14	W		Michigan			5-3	
1/15	W		Michigan			5-2	
1/20	L	@	Michigan Tech			4-5 (OT)	
1/21	L	@	Michigan Tech			3-5	
1/27	W	@	Minnesota Duluth			4-2	
1/28	W	@	Minnesota Duluth			6-5	
2/4	W		Michigan State			10-0	
2/5	W		Michigan State			5-3	
2/10	L	@	Colorado College			7-8 (OT)	
2/11	L	@	Colorado College			5-9	
2/17	W		Wisconsin			3-2 (OT)	
2/18	L		Wisconsin			1-3	
2/24	L		Denver			3-4	
2/25	W		Denver			8-7 (OT)	
3/3	L	@	North Dakota			2-6	
3/4	W	@	North Dakota			4-2	
3/10	T		Colorado College *			3-3 (OT)	
3/11	L		Colorado College *			4-5	

OVERALL: 22-14-2 WCHA: 18-13-1 (4th)

* WCHA Playoffs (Williams Arena)

1978-79 COACH: HERB BROOKS

NCAA CHAMPIONS

NCAA FROZEN FOUR | WCHA PLAYOFF CHAMPIONS

Player	G	A	TP	PIM	PP	GW
Steve Christoff, C	38	39	77	50	7	3
Don Micheletti, W	36	36	72	112	13	5
Neal Broten, C	21	50	71	18	3	3
Bill Baker, D	12	42	54	38	7	0
Tim Harrer, W	28	25	53	38	13	7

Goaltender	GP	W-L-T	GA	Sv.	Min.	GAA	SO
Steve Janaszak	41	29-10-1	131	1116	2428	3.23	1
Jim Jetland	4	3-1-0	14	111	230	3.68	0

10/20	W	vs.	North Dakota #			6-5	
10/21	W	vs.	North Dakota ^			5-3	
10/28	W		Wisconsin			8-4	
10/29	L		Wisconsin			5-9	
11/3	W	@	Michigan State			6-4	
11/4	W	@	Michigan State			6-5 (OT)	
11/10	L		Notre Dame			2-3	
11/11	W		Notre Dame			4-1	
11/17	W	@	Minnesota Duluth			5-4 (OT)	
11/18	L	@	Minnesota Duluth			4-5	
11/24	W	@	Colorado College			8-3	
11/25	W	@	Colorado College			8-3	
12/2	W		Michigan			8-2	
12/3	W		Michigan			10-5	
12/15	L	@	North Dakota			1-4	
12/16	W	@	North Dakota			6-3	
12/22	W		Princeton			6-2	
12/23	W		Princeton			6-2	
12/27	W		Harvard			5-4	
12/28	W		Yale			7-3	
1/5	W	@	Michigan			10-1	
1/6	W	@	Michigan			3-0	
1/12	T		Minnesota Duluth			6-6 (OT)	
1/13	L		Minnesota Duluth			1-6	
1/19	W	@	Wisconsin			3-2	
1/20	L	@	Wisconsin			3-4	
1/26	L	@	Denver			4-5	
1/27	L	@	Denver			2-4	
2/2	W		Michigan State			7-4	
2/3	W		Michigan State			11-3	
2/10	W		Colorado College			8-5	
2/11	W		Colorado College			9-2	
2/16	L	@	Notre Dame			2-3	
2/17	L	@	Notre Dame			7-8	
2/23	W		Michigan Tech			6-2	
2/24	W		Michigan Tech			7-3	
3/2	W		North Dakota			5-2	
3/3	L		North Dakota			2-4	
3/6	W		Michigan Tech *			5-3	
3/7	W		Michigan Tech *			6-1	
3/10	W		Minnesota Duluth *			2-1	
3/11	W		Minnesota Duluth *			6-3	
3/18	W		Bowling Green +			6-3	
3/22	W	vs.	New Hampshire !			4-3	
3/23	W	vs.	North Dakota !			4-3	

OVERALL: 32-11-1 WCHA: 20-11-1 (2nd)

^ Hall of Fame Game (Eveleth, Minn.)

* WCHA Playoffs (Williams Arena) + NCAA Playoffs (Williams Arena)

! NCAA Finals (Detroit, Mich.) # Exhibition (Minot, N.D.)

YEAR-BY-YEAR RESULTS

1979-80 **COACH: BRAD BUETOW**

WCHA PLAYOFF CHAMPIONS

Player	G	A	TP	PIM	PP	GW	SH
Tim Harrer, W	53	29	82	50	27	7	2
Aaron Broten, C	25	47	72	8	16	2	0
Steve Ulseth, W	27	33	60	12	11	2	1
Mike Knoke, D	9	37	46	88	6	0	0
Bart Larson, D	4	32	36	14	1	1	0

Goaltender	GP	W-L-T	GA	Sv.	Min.	GAA	SO
Paul Butters	22	14-9-0	89	631	1338	3.99	0
Jim Jetland	17	10-6-0	77	457	994	4.67	0
Paul Ostby	3	2-0-0	6	64	140	2.61	0

10/26	W		Michigan State				9-8
10/27	W		Michigan State				11-5
11/2	L	@	Michigan				2-5
11/3	L	@	Michigan				2-3
11/9	W		Colorado College				8-3
11/10	W		Colorado College				7-4
11/16	W	@	Minnesota Duluth				5-4
11/17	L	@	Minnesota Duluth				3-6
11/23	W		Wisconsin				6-5
11/24	W		Wisconsin				7-2
11/30	L	@	North Dakota				3-6
12/1	L	@	North Dakota			6-7 (OT)	
12/14	L	@	Colorado College				3-6
12/15	L	@	Colorado College				4-6
12/21	W		Brown				8-2
12/22	W		Brown				16-2
12/26	W		Boston University				5-4
12/27	W		Boston University				5-1
1/4	W		Notre Dame			6-5 (OT)	
1/5	L		Notre Dame				3-6
1/11	L		Michigan Tech				5-6
1/12	W		Michigan Tech				8-2
1/18	W	@	Denver				7-3
1/19	W	@	Denver				6-4
1/25	L		Michigan				3-7
1/26	W		Michigan				6-2
2/1	L	@	Michigan State				6-7
2/2	W	@	Michigan State				7-1
2/8	W	@	Wisconsin				6-4
2/9	W	@	Wisconsin				7-6
2/15	L		North Dakota				3-5
2/16	L		North Dakota				2-6
2/22	W		Minnesota Duluth				7-5
2/23	L		Minnesota Duluth				4-7
2/29	W	@	Notre Dame				3-2
3/1	W	@	Notre Dame				8-7
3/7	W		Michigan Tech *				7-2
3/8	W		Michigan Tech *				6-3
3/15	W		Colorado College *				5-3
3/16	W		Colorado College *				8-1
3/22	L		Northern Michigan +				3-4

OVERALL: 26-15-0 WCHA: 18-14-0 (2nd)

* WCHA Playoffs (Williams Arena)

+ NCAA Playoffs (Williams Arena)

1980-81 **COACH: BRAD BUETOW**

WCHA CHAMPIONS | WCHA PLAYOFF CHAMPIONS

NCAA FROZEN FOUR

Player	G	A	TP	PIM	PP	GW	SH	HT
Aaron Broten, C	47	59	106	24	26	10	0	4
Steve Ulseth, W	41	52	93	18	24	4	0	3
Butsy Erickson, W	39	47	86	30	18	6	0	1
Neal Broten, C	17	54	71	56	5	2	0	0
Kevin Hartzell, W	27	32	59	36	6	1	1	0

Goaltender	GP	W-L-T	GA	Sv.	Min.	GAA	SO
Paul Butters	22	15-6-0	77	546	1278	3.61	1
Jim Jetland	21	17-5-0	83	543	1240	4.03	1
Paul Ostby	3	1-1-0	12	85	173	4.17	0

10/18	W	vs.	Michigan Tech ^				6-4
10/24	W	@	North Dakota				9-8
10/25	W	@	North Dakota				4-3 (OT)
10/31	W		Michigan				9-4
11/1	W		Michigan				5-2
11/7	W		Notre Dame				4-2
11/8	L		Notre Dame				5-6
11/14	L	@	Minnesota Duluth				0-8
11/15	L	@	Minnesota Duluth				5-6
11/21	W		Denver				4-1
11/22	W		Denver				7-0
11/28	W	@	Wisconsin				5-4 (OT)
11/29	L	@	Wisconsin				3-8
12/6	L	@	U.S. International				4-6
12/7	W	@	U.S. International				10-4
12/19	W		Dartmouth				7-2
12/20	W		Dartmouth				9-2
12/28	W		Providence				5-4
12/29	W		Providence				8-7 (OT)
1/2	W		Ohio State				6-5
1/3	W		Ohio State				6-2
1/9	L	@	Colorado College				4-9
1/10	L	@	Colorado College				5-7
1/16	W		Wisconsin				6-3
1/17	W		Wisconsin				8-4
1/23	W	@	Michigan				6-2
1/24	W	@	Michigan				7-3
1/30	L		North Dakota				1-2
1/31	W		North Dakota				11-3
2/7	W		Michigan State				8-3
2/8	W		Michigan State				4-2
2/13	L	@	Michigan Tech				3-5
2/14	W	@	Michigan Tech				8-3
2/20	W		Minnesota Duluth				5-2
2/21	W		Minnesota Duluth				9-1
2/27	W	@	Denver				3-0
2/28	W	@	Denver				4-3
3/6	W		Minnesota Duluth *				5-1
3/7	L		Minnesota Duluth *				5-7
3/14	W		Colorado College *				7-1
3/15	L		Colorado College *				7-9
3/20	W		Colgate +				9-4
3/21	W		Colgate +				5-4
3/26	W	vs.	Michigan Tech !				7-2
3/27	L	vs.	Wisconsin !				3-6

OVERALL: 33-12-0 WCHA: 20-8-0 (1st)

^ Hall of Fame Game (Eveleth, Minn.) * WCHA Playoffs (Williams Arena)

+ NCAA Playoffs (Williams Arena) ! NCAA Finals (Duluth, Minn.)

YEAR-BY-YEAR RESULTS

1981-82.....COACH: BRAD BUETOW

Player	G	A	TP	PIM	PP	GW	SH	HT
Butsy Erickson, W	25	20	45	20	6	5	0	1
Kevin Hartzell, C	11	32	43	22	2	3	2	0
Scott Bjugstad, C	29	14	43	24	11	4	0	2
Rick Erdall, C	8	26	34	18	5	1	0	0
Brian Thoresen, W	9	18	27	18	2	0	1	0

Goaltender	GP	W-L-T	GA	GAA	Min.	SV	%	SO
Paul Ostby	20	11-7-1	62	3.11	1197	587	.904	1
Jim Jetland	11	7-4-1	32	3.02	636	285	.899	2
Paul Butters	6	4-1-0	26	4.95	315	145	.848	0

10/23	W	U.S. International		7-0
10/24	W	U.S. International		8-3
10/30	W	Northeastern		3-0
10/31	W	Northeastern		5-2
11/6	L @	Wisconsin		1-4
11/7	T @	Wisconsin	6-6 (OT)	
11/13	L @	Denver		3-7
11/14	W @	Denver		9-4
11/20	L	North Dakota		2-5
11/21	W	North Dakota		7-5
11/27	W @	Colorado College		5-3
11/28	W @	Colorado College	3-2 (OT)	
12/4	L	Wisconsin		3-6
12/5	W	Wisconsin		6-4
12/18	T	Minnesota Duluth	6-6 (OT)	
12/19	L	Minnesota Duluth		2-4
1/2	W	Princeton		7-1
1/3	W	Princeton		5-4
1/15	W @	Minnesota Duluth		5-1
1/16	L @	Minnesota Duluth		3-6
1/22	L @	North Dakota		1-3
1/23	L @	North Dakota		1-4
1/29	W	Denver		4-3
1/30	W	Denver		4-0
2/5	L	Minnesota Duluth		3-5
2/6	W	Minnesota Duluth		6-3
2/12	W @	Wisconsin	2-1 (OT)	
2/13	L @	Wisconsin		0-5
2/19	L	Denver		3-4
2/20	W	Denver		6-5
2/26	W	Colorado College		4-3
2/27	W	Colorado College		8-3
3/5	W	Colorado College *		3-1
3/6	W	Colorado College *		6-3
3/9	W @	Wisconsin **		4-3
3/10	L @	Wisconsin **		2-6

OVERALL: 22-12-2 WCHA: 13-11-2 (3rd)

* WCHA Playoffs (Williams Arena)

** WCHA Playoffs (Madison, Wis.)

1982-83.....COACH: BRAD BUETOW

Player	G	A	TP	PIM	PP	GW	SH	HT
Scott Bjugstad, C	43	48	91	30	18	7	0	3
Butsy Erickson, W	35	47	82	30	7	6	0	2
Steve Griffith, W	12	43	55	14	0	2	5	0
Rick Erdall, C	17	29	46	46	11	1	0	1
Jim Malwitz, W	16	20	36	54	1	1	3	0

Goaltender	GP	W-L-T	GA	GAA	Min.	SV	%	SO
Frank Pietrangelo	25	15-6-1	80	3.55	1348	617	.885	1
Paul Butters	16	11-4-0	53	3.72	854	393	.881	1*
Mike Vacanti	10	6-2-0	21	2.50	506	206	.907	1*

*Shared shutout

9/22	L @	Minn. North Stars #		3-13
10/15	W	Northern Michigan #		7-4
10/16	W vs.	Northern Michigan ^		9-2
10/22	W	Manitoba		10-4
10/23	W	Manitoba		6-0
10/29	T	Wisconsin	4-4 (OT)	
10/30	W	Wisconsin	9-8 (OT)	
11/5	W @	Minnesota Duluth		4-2
11/6	L @	Minnesota Duluth		1-4
11/12	L @	Wisconsin		3-4
11/13	W @	Wisconsin		5-1
11/19	W	Denver		8-3
11/20	W	Denver		11-7
11/26	W @	Colorado College		12-3
11/27	W @	Colorado College		9-4
12/3	L	North Dakota		4-5
12/4	W	North Dakota		5-2
12/18	W @	U.S. International		5-2
12/19	W @	U.S. International		4-0
12/22	W	Boston College		6-3
12/23	W	Boston College		4-2
12/26	W	Northern Arizona		9-3
12/27	W	Northern Arizona		5-2
1/1	W	Yale		5-1
1/2	W	Yale		6-4
1/7	W	Colorado College		13-5
1/8	W	Colorado College		6-2
1/10	W	U.S. Nationals #		7-0
1/14	L @	Minnesota Duluth		3-9
1/15	W @	Minnesota Duluth		5-2
1/21	W @	Denver		10-8
1/22	L @	Denver		4-5 (OT)
1/28	W	Minnesota Duluth		4-3
1/29	W	Minnesota Duluth	3-2 (OT)	
2/4	W @	Denver		6-2
2/5	L @	Denver		4-5
2/11	W @	North Dakota		5-2
2/12	W @	North Dakota		2-1
2/18	L	Wisconsin		3-7
2/19	W	Wisconsin		5-1
3/4	W	Minnesota Duluth *		8-2
3/5	L	Minnesota Duluth *		3-4
3/12	L	Wisconsin *		1-5
3/13	L	Wisconsin *		2-3
3/18	W	New Hampshire +		9-6
3/19	W	New Hampshire +		7-2
3/25	L vs.	Harvard !		3-5
3/26	L vs.	Providence !		3-4

OVERALL: 32-12-1 WCHA: 18-7-1 (1st)

Exhibition ^ Hall of Fame Game (Eveleth, Minn.)

* WCHA Playoffs (Williams Arena)

+ NCAA Playoffs (Williams Arena) ! NCAA Finals (Grand Forks, N.D.)

YEAR-BY-YEAR RESULTS

1983-84.....COACH: BRAD BUETOW

Player	G	A	TP	PIM	PP	GW	SH	HT
Tom Rothstein, W	30	34	64	70	5	10	0	1
Pat Micheletti, C/W	26	34	60	62	5	11	1	1
Jeff Larson, C	12	26	38	63	2	3	1	0
Tony Kellin, D/W	12	21	33	66	4	5	1	0
Todd Okerlund, W	11	20	31	18	4	4	0	0

Goaltender	GP	W-L-T	GA	GAA	Min.	SV	%	SO
Mike Vacanti	20	12-4-2	63	3.34	1133	544	.896	1
Frank Pietrangelo	20	13-7-0	66	3.47	1141	517	.887	0

1984-85.....COACH: BRAD BUETOW

Player	G	A	TP	PIM	PP	GW	SH	HT
Pat Micheletti, W	48	48	96	154	4	25	3	3
Rick Erdall, C	25	51	76	44	4	17	0	1
Corey Millen, C	28	36	64	60	3	11	0	0
Tom Rothstein, W	18	30	48	87	1	8	0	0
Todd Okerlund, W	16	27	43	80	1	2	0	0

Goaltender	GP	W-L-T	GA	GAA	Min.	SV	%	SO
John Blue	34	23-10-0	111	3.39	1964	859	.886	2
Frank Pietrangelo	17	8-3-3	52	3.42	912	356	.873	0

10/11	L	vs.	U.S. Olympics #		5-9
10/14	W	@	Illinois-Chicago		12-2
10/15	W	@	Illinois-Chicago		5-1
10/21	W		Denver		7-2
10/22	W		Denver		8-4
10/28	W		Wisconsin		5-3
10/29	W		Wisconsin		7-6
11/4	W	@	Minnesota Duluth	5-4 (OT)	
11/5	T	@	Minnesota Duluth	3-3 (OT)	
11/11	L	@	Wisconsin		1-3
11/12	L	@	Wisconsin		0-9
11/18	W		North Dakota		4-3
11/19	W		North Dakota		1-0
11/25	W	@	U.S. International		9-3
11/26	W	@	U.S. International		7-3
12/2	W		Colorado College		4-2
12/3	W		Colorado College		4-3
12/17	W		Harvard		6-4
12/18	W		Harvard		6-4
12/20	W		U.S. International		8-3
12/21	W		U.S. International		4-2
12/30	T		Miami (Ohio)	3-3 (OT)	
12/31	W		Miami (Ohio)		8-3
1/3	L		U.S. Olympics #		2-9
1/6	L		Minnesota Duluth		2-7
1/7	L		Minnesota Duluth		4-5
1/13	L	@	Colorado College	3-4 (OT)	
1/14	W	@	Colorado College		4-1
1/20	L		North Dakota		1-3
1/21	W		North Dakota		7-4
1/27	L	@	Wisconsin		4-5
1/28	W	@	Wisconsin		4-1
2/3	W	@	Denver		6-4
2/4	L	@	Denver		4-6
2/10	W		Minnesota Duluth		4-2
2/11	L		Minnesota Duluth		3-6
2/17	W	@	North Dakota		5-4
2/18	W	@	North Dakota		6-3
2/25	W		Colorado College *		3-1
2/26	W		Colorado College *		4-1
3/2	L	@	North Dakota **		3-4
3/3	L	@	North Dakota **		4-5

OVERALL: 27-11-2 WCHA: 16-9-1 (3rd)

at Met Center (Exhibition)

* WCHA Playoffs (Williams Arena)

** WCHA Playoffs (Grand Forks, N.D.)

10/5	W		Lake Superior State #		2-0
10/6	W	vs.	Lake Superior State ^		6-1
10/12	T		Denver	4-4 (OT)	
10/13	W		Denver		9-4
10/19	W	@	Boston University		5-2
10/20	L	@	Boston University	4-5 (OT)	
10/26	W	@	Maine		4-2
10/27	W	@	Maine		8-1
11/2	W		Northeastern		6-1
11/3	W		Northeastern	6-5 (OT)	
11/9	W	@	Colorado College		6-4
11/10	W	@	Colorado College		5-1
11/17	T	@	Providence	3-3 (OT)	
11/18	L	@	Providence		2-3
11/23	W		Boston College		8-2
11/24	W		Boston College		4-2
11/30	W		UMass-Lowell		6-3
12/1	W		UMass-Lowell		5-3
12/14	L	@	North Dakota		1-4
12/15	W	@	North Dakota		5-3
12/21	W		Illinois-Chicago		8-7
12/22	W		Illinois-Chicago		5-3
12/28	W	@	U.S. International		5-1
12/29	W	@	U.S. International		11-5
1/2	L		Spartak (USSR) # %		2-5
1/4	L		New Hampshire	2-3 (OT)	
1/5	W		New Hampshire		4-3
1/11	W		Wisconsin		6-5
1/12	L		Wisconsin	4-5 (OT)	
1/18	T	@	Minnesota Duluth	6-6 (OT)	
1/19	L	@	Minnesota Duluth		6-8
1/25	W		Colorado College		6-2
1/26	L		Colorado College	4-5 (OT)	
2/1	W	@	Michigan Tech		4-1
2/2	L	@	Michigan Tech		5-7
2/8	W		Northern Michigan		7-1
2/9	W		Northern Michigan		3-0
2/15	L	@	Denver		4-5
2/16	W	@	Denver		7-2
2/22	L		North Dakota		1-6
2/23	W		North Dakota		5-2
3/2	L		Northern Michigan *		3-4
3/3	W		Northern Michigan *		6-4
3/9	W		Wisconsin *		6-0
3/10	W		Wisconsin *		8-7
3/15	W	@	Minnesota Duluth **		6-4
3/16	L	@	Minnesota Duluth **		2-6
3/22	W	@	Boston College +		7-5
3/23	L	@	Boston College +		1-4

OVERALL: 31-13-3 WCHA: 21-10-3 (2nd)

Exhibition ^ Hall of Fame Game (Eveleth, Minn.)

% at Met Center * WCHA Playoffs (Williams Arena)

** WCHA Playoffs (Duluth, Minn.) + NCAA Playoffs (Boston, Mass.)

YEAR-BY-YEAR RESULTS

1985-86 **COACH: DOUG WOOG**

NCAA FROZEN FOUR

Player	G	A	TP	PIM	PP	GW	SH	HT
Cory Millen, C	41	42	83	64	7	14	0	4
Pat Micheletti, W	32	48	80	113	7	12	1	2
Steve MacSwain, W	26	35	61	61	1	4	2	3
Wally Chapman, W	29	29	58	35	4	10	0	2
Jay Cates, C	20	33	53	50	5	9	0	0

Goaltender	GP	W-L-T	GA	GAA	Min.	SV	%	SO
John Blue	29	20-6-0	80	3.02	1588	644	.890	3
Frank Pietrangelo	23	15-7-0	76	3.55	1284	559	.880	0

10/18	W	Michigan Tech		3-0
10/19	W	Michigan Tech		7-2
10/25	W	@ Minnesota Duluth		4-2
10/26	L	@ Minnesota Duluth		2-5
11/1	L	Denver		2-4
11/2	L	Denver		4-5
11/8	W	@ UMass-Lowell		3-1
11/9	W	@ UMass-Lowell		2-1
11/15	L	@ North Dakota		4-7
11/16	W	@ North Dakota		3-2
11/22	W	Illinois-Chicago		5-3
11/23	W	Illinois-Chicago		7-2
11/29	W	@ Northern Michigan		8-4
11/30	W	@ Northern Michigan		10-9 (OT)
12/6	W	Wisconsin		5-4 (OT)
12/7	W	Wisconsin		6-2
12/14	W	U.S. International		4-1
12/15	W	U.S. International		9-1
12/20	L	@ Northeastern		5-6
12/21	L	@ Northeastern		4-5 (OT)
12/29	W	@ New Hampshire		5-1
12/30	W	@ New Hampshire		10-2
1/3	W	Maine		8-3
1/4	W	Maine		16-2
1/10	W	Boston University		3-1
1/11	L	Boston University		2-4
1/17	W	@ Boston College		5-1
1/18	L	@ Boston College		4-8
1/24	W	Providence		4-1
1/25	W	Providence		5-3
1/31	L	@ Wisconsin		4-7
2/1	L	@ Wisconsin		4-6
2/8	W	@ Colorado College		5-2
2/9	W	@ Colorado College		10-7
2/14	W	Minnesota Duluth		4-3
2/15	W	Minnesota Duluth		6-3
2/21	W	North Dakota		6-3
2/22	W	North Dakota		6-0
2/28	W	Colorado College *		10-4
3/1	W	Colorado College *		4-3
3/8	W	Wisconsin *		4-1
3/9	W	Wisconsin *		7-3
3/14	L	@ Denver **		0-3
3/15	L	@ Denver **		2-3
3/21	W	@ Boston University +		6-4
3/22	W	@ Boston University +		5-3
3/27	L	vs. Michigan State +		4-6
3/28	W	vs. Denver !		6-4

OVERALL: 35-13-0 WCHA: 24-10-0 (2nd)

* WCHA Playoffs (Mariucci Arena) ** WCHA Playoffs (Denver, Colo.) + NCAA Playoffs (Boston, Mass.) ! NCAA Finals (Providence, R.I.)

1986-87 **COACH: DOUG WOOG**

NCAA FROZEN FOUR

Player	G	A	TP	PIM	PP	GW	SH	HT
Corey Millen, C	36	29	65	62	13	4	2	4
Steve MacSwain, W	31	29	60	24	15	1	0	0
Dave Snuggerud, W	30	29	59	38	10	4	1	1
Todd Richards, D	8	43	51	70	6	2	1	0
Gary Shopek, D	12	31	43	71	5	1	0	0

Goaltender	GP	W-L-T	GA	GAA	Min.	SV	%	SO
John Blue	33	21-9-1	99	3.14	1889	795	.889	3
Robb Stauber	20	13-5-0	63	3.53	1072	468	.881	0

10/10	W	@ Colorado College		7-6
10/11	W	@ Colorado College		8-5
10/17	W	Minnesota Duluth		8-6
10/18	W	Minnesota Duluth		8-6
10/24	W	@ Wisconsin		3-2 (OT)
10/25	L	@ Wisconsin		2-5
10/31	W	Denver		9-5
11/1	W	Denver		3-1
11/7	L	@ Northern Michigan		4-5
11/8	W	@ Northern Michigan		4-3
11/14	L	North Dakota		1-4
11/15	W	North Dakota		4-1
11/21	W	@ Michigan Tech		4-1
11/22	W	@ Michigan Tech		7-5
11/29	L	@ Boston College		7-8 (OT)
12/5	W	Michigan		11-2
12/6	W	Michigan		5-2
12/13	W	Michigan Tech		7-0
12/14	W	Michigan Tech		6-3
12/20	W	vs. Alaska-Fairbanks ^		4-0
12/21	W	@ Alaska Anchorage ^		5-1
12/27	W	Northeastern		5-4 (OT)
12/28	W	Providence		9-2
1/2	W	Maine		8-3
1/3	L	UMass-Lowell		3-6
1/9	L	@ North Dakota		2-5
1/10	L	@ North Dakota		2-4
1/16	L	@ Boston University		1-6
1/17	W	@ New Hampshire		5-1
1/23	W	Northern Michigan		9-0
1/24	W	Northern Michigan		5-3
1/30	T	@ Denver		2-2 (OT)
1/31	L	@ Denver		5-8
2/6	W	Colorado College		4-3 (OT)
2/7	W	Colorado College		3-2
2/13	W	@ Minnesota Duluth		6-3
2/14	W	@ Minnesota Duluth		5-1
2/20	W	Wisconsin		5-2
2/21	W	Wisconsin		5-2
2/28	W	Michigan Tech *		9-4
3/1	W	Michigan Tech *		8-5
3/6	L	Wisconsin *		1-2
3/7	W	Wisconsin *		8-4
3/13	L	@ North Dakota **		3-5
3/14	L	@ North Dakota **		3-5
3/20	W	@ Boston College +		4-1
3/21	L	@ Boston College +		2-3
3/27	L	vs. Michigan State !		3-5
3/28	W	vs. Harvard !		6-3

OVERALL: 34-14-1 WCHA: 25-9-1 (2nd)

^ Jeep/Nissan Classic (Anchorage, Alaska)
 * WCHA Playoffs (Mariucci Arena) ** WCHA Playoffs (Grand Forks, N.D.)
 + NCAA Quarterfinals (Boston, Mass.) ! NCAA Finals (Detroit, Mich.)

YEAR-BY-YEAR RESULTS

1987-88 COACH: DOUG WOOG WCHA CHAMPIONS | NCAA FROZEN FOUR

Player	G	A	TP	PIM	PP	GW	SH	HT
Jay Cates, C	17	31	48	46	5	2	0	0
Paul Broten, W	19	26	45	54	4	4	4	1
Randy Skarda, D	19	26	45	102	7	2	0	1
Peter Hankinson, W	25	20	45	32	6	7	1	0
Todd Richards, D	10	30	40	26	7	2	0	0

Goaltender	GP	W-L-T	GA	GAA	Min.	SV	%	SO
Robb Stauber	44	34-10-0	119	2.72	2621	1243	.913	5
Al Fritsinger	6	0-0-0	4	6.86	35	17	.810	0

10/3	W	vs.	St. Cloud State #					6-0
10/9	W	@	Colorado College					4-3
10/10	W	@	Colorado College					4-2
10/16	W	@	North Dakota					4-2
10/17	W	@	North Dakota					5-2
10/23	W		Northern Michigan					10-2
10/24	W		Northern Michigan					3-2
10/30	W		Wisconsin					5-3
10/31	W		Wisconsin					5-4 (OT)
11/6	L	@	Northern Michigan					4-5
11/7	W	@	Northern Michigan					3-2
11/13	L	@	Northeastern					1-3
11/14	L	@	Providence					0-3
11/20	W		Alaska Anchorage					4-2
11/21	W		New Hampshire					6-3
11/27	W		Minnesota Duluth					6-1
11/28	W		Minnesota Duluth					4-2
12/4	W	@	Denver					5-3
12/5	W	@	Denver					5-3
12/18	W		Michigan Tech					8-2
12/19	L		Michigan Tech					3-11
1/2	W		Boston University					5-3
1/3	W		Boston College					4-3 (OT)
1/8	W		North Dakota					4-3
1/9	W		North Dakota					7-3
1/15	L	@	Maine					4-6
1/16	W	@	UMass-Lowell					8-4
1/22	W	@	Minnesota Duluth					6-5 (OT)
1/23	L	@	Minnesota Duluth					1-2
1/29	W		Colorado College					9-8 (OT)
1/30	W		Colorado College					11-2
2/5	W	@	Wisconsin					1-0
2/6	L	@	Wisconsin					1-2
2/12	W		Denver					6-3
2/13	W		Denver					8-2
2/19	W	@	Michigan Tech					3-0
2/20	W	@	Michigan Tech					4-3
2/26	W		Colorado College *					7-0
2/27	W		Colorado College *					5-0
3/6	W	vs.	Minnesota Duluth **					6-0
3/7	L	vs.	Wisconsin **					2-3
3/25	W		Michigan State +					4-2
3/26	W		Michigan State +					4-3
4/1	L	vs.	St. Lawrence !					2-3
4/2	L	vs.	Maine !					2-5

OVERALL: 34-10-0 WCHA: 28-7-0 (1st)
 # Hall of Fame Game, Eveleth, Minn. (Exhibition)
 * First-Round WCHA Playoffs (Mariucci Arena)
 ** WCHA Final Four (St. Paul, Minn.)
 + NCAA Quarterfinal Playoffs (Mariucci Arena)
 ! NCAA Championships (Lake Placid, N.Y.)

1988-89 COACH: DOUG WOOG WCHA CHAMPIONS | NCAA FROZEN FOUR

Player	G	A	TP	PIM	PP	GW	SH	HT
Tom Chorske, W	25	24	49	28	8	4	2	1
Dave Snuggerud, W	29	20	49	39	14	7	0	1
Jason Miller, C	16	29	45	8	4	2	0	0
Peter Hankinson, W	16	27	43	42	6	1	1	1
Larry Olimb, C/W	10	29	39	50	3	0	0	0

Goaltender	GP	W-L-T	GA	GAA	Min.	SV	%	SO
Robb Stauber	34	26-8-0	82	2.43	1547	662	.917	0
Jeff Stolp	16	7-2-3	45	3.64	742	309	.873	0
Al Fritsinger	5	1-1-0	11	4.48	147	58	.841	0

10/14	W	@	Wisconsin					3-2 (OT)
10/15	W	@	Wisconsin					4-2
10/21	W		Denver					4-3
10/22	W		Denver					4-3 (OT)
10/29	W		North Dakota					2-1
10/30	W		North Dakota					7-1
11/4	L	@	Northern Michigan					4-5 (OT)
11/5	W	@	Northern Michigan					4-1
11/11	W		Northeastern					3-2
11/12	W		Providence					7-1
11/18	L	@	Minnesota Duluth					1-3
11/19	W	@	Minnesota Duluth					4-2
11/25	W	@	Colorado College					5-2
11/26	W	@	Colorado College					2-1
12/2	L		Minnesota Duluth					2-5
12/3	W		Minnesota Duluth					7-1
12/10	L		RPI					4-7
12/11	W		RPI					9-3
12/17	L	vs.	Western Michigan ^					3-9
12/18	T	vs.	Michigan Tech ^					2-2 (OT)
12/22	L		Michigan Tech					3-4
12/23	W		Michigan Tech					5-2
12/29	W	@	Denver					6-5
12/30	W	@	Denver					6-3
1/3	W		Alaska-Fairbanks					4-3
1/6	W		Maine					6-3
1/7	W		UMass-Lowell					9-2
1/13	T		Northern Michigan					2-2 (OT)
1/14	W		Northern Michigan					5-4
1/20	T	@	Boston College					4-4 (OT)
1/21	L	@	Boston University					0-1
1/23	W	@	New Hampshire					3-1
1/27	W		Colorado College					7-1
1/28	W		Colorado College					6-3
2/3	W	@	Michigan Tech					7-3
2/4	W	@	Michigan Tech					6-3
2/10	L	@	North Dakota					0-9
2/11	W	@	North Dakota					9-3
2/17	W		Wisconsin					4-1
2/18	W		Wisconsin					5-2
2/24	W		Colorado College *					5-4
2/25	W		Colorado College *					7-1
3/5	L	vs.	Denver **					1-2
3/6	L	vs.	Wisconsin **					3-4
3/24	W		Wisconsin +					4-2
3/25	W		Wisconsin +					4-2
3/31	W	vs.	Maine !					7-4
4/1	L	vs.	Harvard !					3-4 (OT)

OVERALL: 34-11-3 WCHA: 27-6-2 (1st)
 ^ Jeep/Nissan Classic (Anchorage, Alaska)
 * First-Round WCHA Playoffs (Mariucci Arena)
 ** WCHA Final Four (St. Paul Civic Center)
 + NCAA Quarterfinals (Mariucci Arena) ! NCAA Championships (St. Paul, Minn.)

YEAR-BY-YEAR RESULTS

1989-90 COACH: DOUG WOOG

Player	G	A	TP	PIM	PP	GW	SH	HT
Peter Hankinson, W	25	41	66	34	10	2	5	0
Scott Bloom, C	24	28	52	22	7	3	0	1
Ken Gernander, C	32	17	49	24	13	7	0	1
Larry Olib, D	6	36	42	44	2	0	0	0
Grant Bischoff, W	21	19	40	18	3	0	1	0

Goaltender	GP	W-L-T	GA	GAA	Min.	SV	%	SO
Tom Newman	35	19-13-2	127	3.84	1982	804	.864	0
Scott Nelson	11	4-2-0	19	3.13	364	115	.858	0
Jeff Stolp	10	5-1-0	33	4.75	417	164	.832	1

10/14	W	vs.	Northern Michigan #		6-4
10/20	L		Minnesota Duluth		6-9
10/21	L		Minnesota Duluth		2-4
10/27	W	@	North Dakota		6-5
10/28	T	@	North Dakota		4-4 (OT)
11/3	W	@	Wisconsin		5-3
11/4	L	@	Wisconsin		3-4
11/10	T		Northern Michigan		5-5 (OT)
11/11	W		Northern Michigan		11-4
11/17	L	@	Colorado College		5-7
11/18	W	@	Colorado College		3-2 (OT)
11/22	L		Maine		3-4
11/24	L	@	Boston College		4-7
11/25	W	@	New Hampshire		4-0
12/1	W		Denver		9-8
12/2	W		Denver		5-3
12/9	W		Michigan Tech		7-5
12/10	W		Michigan Tech		10-3
12/22	W		Harvard		3-1
12/23	W		Harvard		6-3
12/29	L	@	Maine ~		3-5
12/30	W	vs.	St. Lawrence ~		5-3
1/5	W	@	Denver		8-5
1/6	W	@	Denver		7-2
1/12	W		Colorado College		8-4
1/13	W		Colorado College		4-2
1/19	W	@	Minnesota Duluth		4-1
1/20	W	@	Minnesota Duluth		5-2
1/26	W		North Dakota		5-4
1/27	L		North Dakota		4-7
2/2	W		Alaska Anchorage		9-5
2/3	L		Alaska Anchorage		3-4 (OT)
2/9	L	@	Northern Michigan		5-7
2/10	L	@	Northern Michigan		2-5
2/16	L		Wisconsin		3-6
2/17	W		Wisconsin		4-2
2/23	W	@	Michigan Tech		4-3 (OT)
2/24	L	@	Michigan Tech		3-8
3/2	W		Colorado College *		9-3
3/3	W		Colorado College *		9-2
3/11	W	vs.	North Dakota **		5-4
3/12	L	vs.	Wisconsin **		1-7
3/16	W		Clarkson +		6-1
3/17	W		Clarkson +		5-1
3/23	L	@	Boston College ++		2-4
3/24	W	@	Boston College ++		2-1
3/25	L	@	Boston College ++		1-6

OVERALL: 28-16-2 WCHA: 17-9-2 (2nd)
 # Hall of Fame Game, Eveleth, Minn. (Exhibition)
 ~ Dexter Shoe Classic (Orono, Maine)
 * First-Round WCHA Playoffs
 ** WCHA Final Four (St. Paul Civic Center)
 + NCAA First Round (Mariucci Arena)
 ++ NCAA Quarterfinals (Boston, Mass.)

1990-91 COACH: DOUG WOOG

Player	G	A	TP	PIM	PP	GW	SH	HT
Larry Olib, C	19	38	57	52	5	5	1	0
Grant Bischoff, W	23	24	47	36	7	3	1	0
Trent Klatt, W	16	28	44	58	5	2	0	0
Ken Gernander, C	23	20	43	24	6	2	0	2
Ben Hankinson, W	19	21	40	133	4	3	1	1

Goaltender	GP	W-L-T	GA	GAA	Min.	SV	%	SO
Tom Newman	22	12-2-2	54	3.44	942	319	.855	2
Jeff Stolp	32	18-8-3	82	2.78	1769	688	.896	1

10/12	T	@	St. Cloud State		3-3 (OT)
10/13	W		St. Cloud State		5-4
10/19	W	@	Denver		5-2
10/20	W	@	Denver		2-0
10/23	W		Notre Dame		7-2
10/26	L		Team Canada #		4-5 (OT)
10/27	L		Team Canada #		8-11
11/2	W	@	Colorado College		3-2
11/3	W	@	Colorado College		7-5
11/9	W	@	Minnesota Duluth		3-2
11/10	W	@	Minnesota Duluth		6-2
11/16	W		Northern Michigan		5-3
11/17	T		Northern Michigan		4-4 (OT)
11/23	W		Michigan Tech		7-2
11/24	W		Michigan Tech		2-0
11/30	L	@	North Dakota		1-6
12/1	W	@	North Dakota		6-3
12/8	W		Wisconsin		9-4
12/9	T		Wisconsin		4-4 (OT)
12/12	W		Alabama-Huntsville		10-0
12/15	T		Dynamo Riga #		4-4 (OT)
12/20	L	vs.	Boston College ^		2-3
12/21	W	vs.	Toronto ^		7-5
12/29	L		Colorado College		2-6
12/30	W		Colorado College		5-2
1/4	W		Denver		5-2
1/5	W		Denver		4-3
1/11	W		St. Cloud State		7-1
1/12	W	@	St. Cloud State		7-3
1/18	L	@	Michigan Tech		2-5
1/19	W	@	Michigan Tech		6-2
1/25	W	@	Wisconsin		5-3
1/26	W	@	Wisconsin		8-1
1/31	L		Minnesota Duluth		3-5
2/1	T		Minnesota Duluth		3-3 (OT)
2/8	T	@	Northern Michigan		3-3 (OT)
2/9	L	@	Northern Michigan		4-6
2/22	W		North Dakota		4-1
2/23	W		North Dakota		11-5
3/1	W		Michigan Tech *		5-3
3/2	W		Michigan Tech *		6-5
3/10	W	vs.	Wisconsin **		3-2
3/11	L	vs.	Northern Michigan **		2-4
3/15	L		Providence +		3-4
3/16	W		Providence +		8-4
3/17	W		Providence +		8-3
3/22	L	@	Maine ++		0-4
3/23	L	@	Maine ++		3-5

OVERALL: 30-10-5 WCHA: 22-5-5 (2nd)
 # Exhibition ^ Great Western Freezeout (Los Angeles)
 * First-Round WCHA Playoffs (Mariucci Arena)
 ** WCHA Final Four (St. Paul Civic Center)
 + NCAA First Round (Mariucci Arena)
 ++ NCAA Playoffs (Alfond Arena, Orono, Maine)

YEAR-BY-YEAR RESULTS

1991-92..... COACH: DOUG WOOG WCHA CHAMPIONS

Player	G	A	TP	PIM	PP	GW	SH	HT
Larry Olimb, C	24	56	80	72	13	2	2	1
Trent Klatt, W	30	36	66	78	13	6	0	1
Craig Johnson, W	19	39	58	70	13	2	1	0
Darby Hendrickson, C	25	30	55	63	11	3	0	1
Travis Richards, D	10	23	33	65	4	3	1	0
Steve Magnusson, C	29	24	33	56	3	1	0	0

Goaltender	GP	W-L-T	GA	GAA	Min.	SV	%	SO
Jeff Callinan	6	2-1-0	15	4.32	209	73	.830	0
Jeff Stolp	36	26-9-0	98	2.91	2017	734	.882	2
Tom Newman	12	5-1-0	17	2.44	418	139	.891	0

10/12	L	Northern Michigan #	5-7
10/18	W	Minnesota Duluth	7-3
10/19	L	Minnesota Duluth	4-7
10/25	L	Denver	2-4
10/26	W	Denver	5-1
11/1	W	St. Cloud State	7-4
11/2	W	St. Cloud State	7-2
11/8	L	Michigan	3-7
11/9	L	Michigan	6-7
11/15	W	Wisconsin	5-4
11/16	W	Wisconsin ^	4-1
11/22	W	Alaska Anchorage	4-0
11/23	W	Alaska Anchorage	3-2 (OT)
11/29	W	North Dakota	4-2
11/30	W	North Dakota	8-2
12/14	L	Northern Michigan	5-7
12/15	L	Northern Michigan	3-4
12/21	W	Providence \$	5-2
12/22	W	Bowling Green \$	6-5 (OT)
12/30	W	Calgary #	10-4
1/3	W	Michigan Tech	5-2
1/4	W	Michigan Tech	6-1
1/10	W	Minnesota Duluth	3-0
1/11	W	Minnesota Duluth	5-4 (OT)
1/17	W	Michigan Tech	9-2
1/18	W	Michigan Tech	6-3
1/24	W	Colorado College	6-3
1/25	W	Colorado College	8-2
1/31	W	Northern Michigan	3-2
2/1	W	Northern Michigan	5-3
2/7	W	Wisconsin	2-1
2/8	L	Wisconsin	1-4
2/14	W	Colorado College	5-3
2/15	W	Colorado College	6-4
2/21	L	Denver	4-5 (OT)
2/22	W	Denver	7-3
2/28	W	St. Cloud State	2-1
2/29	W	St. Cloud State	4-1
3/6	W	North Dakota	10-1
3/7	W	North Dakota	5-3
3/13	L	North Dakota *	3-5
3/14	W	North Dakota *	9-2
3/15	W	North Dakota *	3-1
3/20	W	Colorado College **	5-1
3/21	L	Northern Michigan **	2-4
3/29	L	Lake Superior State +	3-8

OVERALL: 33-11-0 WCHA: 26-6-0 (1st)

Hall of Fame Game (Exhibition)

Exhibition ^ Border Battle (Met Center)

\$ Mariucci Classic

* WCHA First Round Playoffs (Mariucci Arena)

** WCHA Final Four (St. Paul Civic Center)

+ NCAA West Regional (Joe Louis Arena, Detroit, Mich.)

1992-93..... COACH: DOUG WOOG WCHA PLAYOFF CHAMPIONS

Player	G	A	TP	PIM	PP	GW	SH	HT
Craig Johnson, W	22	24	46	68	8	5	2	0
Jeff Nielsen, W	21	20	41	74	6	4	0	0
Travis Richards, D	12	26	38	54	7	2	1	0
Justin McHugh, W	13	15	28	38	3	0	1	0
Brian Bonin, C	10	18	28	10	5	1	0	0

Goaltender	GP	W-L-T	GA	GAA	Min.	SV	%	SO
Tom Newman	22	14-4-2	61	3.12	1172	452	.881	3
Jeff Callinan	21	8-5-5	72	3.90	1107	440	.859	0
Jeff Moen	6	0-3-1	20	3.96	303	125	.862	0

10/23	L	North Dakota	4-8
10/24	W	North Dakota	8-4
10/30	W	Colorado College	4-3
10/31	L	Colorado College	6-7 (OT)
11/6	T	Northern Michigan	3-3 (OT)
11/7	T	Northern Michigan	5-5 (OT)
11/13	T	Wisconsin	4-4 (OT)
11/14	L	Wisconsin ^	2-3
11/20	W	Denver	7-4
11/21	T	Denver	2-2 (OT)
11/27	W	Michigan Tech	5-4
11/28	W	Michigan Tech	3-2
12/19	W	St. Cloud State	4-3
12/20	W	St. Cloud State	5-2
12/27	L	Czech Natl. Selects #	1-5
12/29	W	Alaska Anchorage	7-0
12/30	T	Alaska Anchorage	3-3 (OT)
1/2	L	Ferris State \$	4-6
1/3	L	Illinois-Chicago \$	2-3
1/8	L	Minnesota Duluth	3-4
1/9	W	Minnesota Duluth	6-5 (OT)
1/15	W	Northern Michigan	4-3
1/16	L	Northern Michigan	0-7
1/22	L	Minnesota Duluth	4-8
1/23	L	Minnesota Duluth	4-7
1/29	T	Michigan Tech	3-3 (OT)
1/30	L	Michigan Tech	2-10
2/5	W	Colorado College	2-1
2/6	W	Colorado College	6-3
2/12	W	North Dakota	6-1
2/13	L	North Dakota	2-6
2/19	W	Denver	3-0
2/20	W	Denver	10-3
2/26	T	Wisconsin	4-4 (OT)
2/27	W	Wisconsin	4-2
3/6	W	St. Cloud State	1-0
3/7	T	St. Cloud State ~	2-2 (OT)
3/12	W	North Dakota *	6-4
3/13	W	North Dakota *	5-4 (OT)
3/20	W	Wisconsin **	3-2 (OT)
3/21	W	Northern Michigan **	5-3
3/26	W	Clarkson +	2-1
3/27	L	Maine +	2-6

OVERALL: 22-12-8 WCHA: 16-9-7 (T-2nd)

^ Border Battle (Met Center) # Exhibition

\$ Mariucci Classic

~ St. Cloud State home game at Target Center

* First Round WCHA Playoffs (Mariucci Arena)

** WCHA Final Five (St. Paul Civic Center)

+ NCAA East Regional (Centrum Centre, Worcester, Mass.)

YEAR-BY-YEAR RESULTS

1993-94.....COACH: DOUG WOOG WCHA PLAYOFF CHAMPIONS | NCAA FROZEN FOUR

Player	G	A	TP	PIM	PP	GW	SH	HT
Jeff Nielsen, W	29	16	45	94	8	3	0	0
Brian Bonin, C	24	20	44	14	7	7	1	1
Justin McHugh, W	15	21	36	59	5	1	1	1
Tony Bianchi, C	8	27	35	16	4	2	1	0
Chris McAlpine, D	12	18	30	121	4	1	1	0

Goaltender	GP	W-L-T	GA	GAA	Min.	SV	%	SO
Jeff Callinan	26	14-5-3	80	3.22	1491	552	.873	0
Jeff Moen	20	11-8-1	60	3.33	1082	458	.884	1

10/15	L		Michigan Tech #				4-5	
10/22	L	@	Colorado College				3-7	
10/23	L	@	Colorado College				2-4	
10/27	L		Team USA ##				6-7	
10/29	L	@	St. Cloud State				2-3	
10/30	T		St. Cloud State			4-4 (OT)		
11/5	L	@	Northern Michigan				1-3	
11/6	L	@	Northern Michigan				3-7	
11/12	W	@	Minnesota Duluth				3-1	
11/13	T	@	Minnesota Duluth			3-3 (OT)		
11/19	T		Denver			3-3 (OT)		
11/20	W		Denver				4-3	
11/26	L		Michigan ^				0-6	
11/27	W		Michigan State ^				6-5	
12/11	W		North Dakota				6-5	
12/12	W		North Dakota				3-0	
12/17	W	@	Alaska Anchorage				4-3	
12/18	L	@	Alaska Anchorage				2-7	
12/28	L		St. Petersburg Red Army ##				2-4	
12/31	W		Cornell \$				5-2	
1/2	L		Lake Superior State \$			3-4 (OT)		
1/8	W		Wisconsin				5-2	
1/9	W		Wisconsin ~			4-3 (OT)		
1/14	W		Michigan Tech				3-1	
1/15	W		Michigan Tech				2-1	
1/21	W	@	Denver			6-5 (OT)		
1/22	W	@	Denver				5-3	
1/28	W		Northern Michigan				4-2	
1/29	W		Northern Michigan				4-2	
2/5	W		Minnesota Duluth			3-2 (OT)		
2/6	L		Minnesota Duluth				1-5	
2/11	T	@	North Dakota			3-3 (OT)		
2/12	W	@	North Dakota				7-2	
2/18	L		Alaska Anchorage				2-3	
2/19	L		Alaska Anchorage				4-7	
2/25	W	@	Wisconsin				3-2	
2/26	W	@	Wisconsin				3-2	
3/4	W		St. Cloud State				5-3	
3/5	L	@	St. Cloud State				4-8	
3/11	W		Denver *				8-5	
3/12	W		Denver *				6-3	
3/18	W	vs.	Michigan Tech **				6-1	
3/19	W	vs.	St. Cloud State **			3-2 (OT)		
3/27	W	vs.	UMass-Lowell +			2-1 (OT)		
3/31	L	vs.	Boston University !				1-4	

OVERALL: 25-13-4 WCHA: 18-10-4 (2nd)
 # Hall of Fame Game (Exhibition) ## Exhibition
 ^ College Hockey Showcase (Auburn Hills, Mich.)
 \$ Mariucci Classic ~ Border Battle (Target Center)
 * First-Round WCHA Playoffs (3M Arena at Mariucci)
 ** WCHA Final Five (Bradley Center, Milwaukee, Wis.)
 + NCAA West Regional (Munn Arena, East Lansing, Mich.)
 ! NCAA Final Four (St. Paul Civic Center)

1994-95.....COACH: DOUG WOOG NCAA FROZEN FOUR

Player	G	A	TP	PIM	PP	GW	SH	HT
Brian Bonin, C	32	31	63	28	12	4	2	2
Ryan Kraft, W	13	33	46	44	7	1	0	1
Dan Trebil, D	10	33	43	10	7	1	0	0
Justin McHugh, W	24	16	40	46	9	4	0	2
Scott Bell, W	18	21	39	100	7	4	1	0

Goaltender	GP	W-L-T	GA	GAA	Min.	SV	%	SO
Jeff Callinan	43	23-11-5	115	2.78	248	958	.893	2
Jeff Moen	6	2-3-0	16	4.41	217	100	.862	0

10/21	W	@	Minnesota Duluth				5-4	
10/22	W	@	Minnesota Duluth				6-2	
10/28	W		Wisconsin				2-1 (OT)	
10/29	W		Wisconsin ^				5-2	
11/4	W		St. Cloud State				5-3	
11/5	W	@	St. Cloud State				5-2	
11/11	T	@	North Dakota			4-4 (OT)		
11/12	L	@	North Dakota				3-4	
11/19	L		Michigan Tech				2-3 (OT)	
11/20	W		Michigan Tech				6-2	
11/25	W		Michigan State %				3-2	
11/26	W		Michigan %				4-3	
12/10	L		Denver				3-4	
12/11	L		Denver				2-3	
12/16	W	@	Colorado College				3-1	
12/17	L	@	Colorado College				2-9	
12/28	T		Swedish Nationals #			4-4 (OT)		
12/30	W		Yale \$				6-2	
12/31	L		Boston University \$			3-4 (OT)		
1/6	T	@	Northern Michigan			2-2 (OT)		
1/7	L	@	Northern Michigan				3-6	
1/13	W	@	Alaska Anchorage				6-3	
1/14	L	@	Alaska Anchorage				0-1	
1/20	L		Colorado College				3-4	
1/21	W		Colorado College				7-4	
1/27	W	@	Wisconsin				6-2	
1/28	L	@	Wisconsin				5-6	
2/3	T	@	Michigan Tech			3-3 (OT)		
2/4	W	@	Michigan Tech				8-1	
2/10	W		Minnesota Duluth				3-0	
2/11	W		Minnesota Duluth				4-1	
2/17	W	@	Denver				5-1	
2/18	L	@	Denver				0-3	
2/24	T		North Dakota			3-3 (OT)		
2/25	T		North Dakota			5-5 (OT)		
3/4	L	@	St. Cloud State				0-3	
3/5	W		St. Cloud State				5-3	
3/10	W		Minnesota Duluth *			5-4 (OT)		
3/11	W		Minnesota Duluth *				4-3	
3/16	W	vs.	North Dakota **				3-2	
3/17	L	vs.	Colorado College **			4-5 (OT)		
3/18	W	vs.	Denver **			5-4 (OT)		
3/24	W	vs.	RPI +				3-0	
3/25	W	vs.	Colorado College +				5-2	
3/30	L	vs.	Boston University !				3-7	

OVERALL: 25-14-5 WCHA: 16-11-5 (4th)
 ^ Border Battle at Target Center
 % College Hockey Showcase (St. Paul Civic Center)
 # Exhibition \$ Mariucci Classic
 * First-Round WCHA Playoffs (3M Arena at Mariucci)
 ** WCHA Final Five (St. Paul Civic Center)
 + NCAA West Regional (Dane County Memorial Coliseum, Madison, Wis.)
 ! NCAA Final Four (Providence Civic Center, Providence, R.I.)

YEAR-BY-YEAR RESULTS

1995-96 **COACH: DOUG WOOG**

WCHA PLAYOFF CHAMPIONS

Player	G	A	TP	PIM	PP	GW	SH	HT
Brian Bonin, C	34	47	81	30	12	6	4	1
Mike Crowley, D	17	46	63	28	7	4	2	0
Erik Rasmussen, W	16	32	48	55	5	3	0	1
Dan Trebil, D	11	35	46	36	9	3	0	0
Ryan Kraft, C	13	24	37	24	4	1	1	1

Goaltender	GP	W-L-T	GA	GAA	Min.	SV	%	SO
Steve DeBus	24	15-7-0	63	2.88	1313	539	.895	3
Jeff Moen	21	15-3-2	53	2.59	1227	432	.891	3

10/13	W	@	Michigan Tech					4-2
10/14	L	@	Michigan Tech					2-5
10/21	T	@	Colorado College					3-3 (OT)
10/22	L	@	Colorado College					5-7
10/27	W		Alaska Anchorage					8-2
10/28	W		Alaska Anchorage					5-1
11/4	W	@	St. Cloud State					4-3
11/5	W		St. Cloud State					5-2
11/11	L		Denver					4-6
11/12	W		Denver					8-4
11/17	W	@	Minnesota Duluth					2-0
11/18	W	@	Minnesota Duluth					7-0
11/24	W		Michigan State %					6-5 (OT)
11/25	W		Michigan %					3-2
12/9	W		North Dakota					4-2
12/10	W		North Dakota					6-1
12/15	T	@	Alaska Anchorage					3-3 (OT)
12/16	W	@	Alaska Anchorage					5-0
12/27	W		Swiss National Team #					6-0
12/29	W		Harvard \$					5-2
12/30	W		Bowling Green \$					3-2
1/5	W	@	Denver					7-3
1/6	W	@	Denver					3-2
1/12	W		Minnesota Duluth					5-3
1/13	W		Minnesota Duluth					5-1
1/19	W		Wisconsin					8-4
1/20	W		Wisconsin ^					5-0
1/26	W		Northern Michigan					10-0
1/27	W		Northern Michigan					7-0
2/2	L	@	North Dakota					2-8
2/3	L	@	North Dakota					5-7
2/9	W		Colorado College					3-2
2/10	L		Colorado College					2-4
2/16	W		St. Cloud State					8-3
2/17	L	@	St. Cloud State					3-4 (OT)
2/23	L	@	Wisconsin					3-6
2/24	L	@	Wisconsin					4-7
3/1	W		Alaska-Anchorage *					6-4
3/2	W		Alaska-Anchorage *					7-1
3/8	W	vs.	Wisconsin **					4-3 (OT)
3/9	W	vs.	Michigan Tech **					7-2
3/23	W	vs.	Providence +					5-1
3/24	L	vs.	Michigan +					3-4

OVERALL: 30-10-2 WCHA: 21-9-2 (2nd)

% College Hockey Showcase (Bradley Center, Milwaukee, Wis.)

Exhibition \$ Mariucci Classic (3M Arena at Mariucci)

^ Border Battle at Target Center

* First-Round WCHA Playoffs (3M Arena at Mariucci)

** WCHA Final Five (Bradley Center, Milwaukee, Wis.)

+ NCAA West Regional (Munn Ice Arena, East Lansing, Mich.)

1996-97 **COACH: DOUG WOOG**

WCHA CHAMPIONS

Player	G	A	TP	PIM	PP	GW	SH	HT
Mike Crowley, D	9	47	56	24	4	2	0	0
Ryan Kraft, C	25	21	46	37	11	2	0	2
Casey Hankinson, W	17	24	41	79	7	2	0	1
Dave Spehar, W	20	17	37	30	11	5	0	0
Reggie Berg, W	11	26	37	48	3	1	0	0

Goaltender	GP	W-L-T	GA	GAA	Min.	SV	%	SO
Erik Day	5	3-1-0	4	1.00	240	86	.956	2
Steve DeBus	38	25-12-1	120	3.15	2283	953	.888	1
Willy Marvin	4	0-0-0	1	4.54	13	3	.750	0

10/12	L	vs.	Boston University #					3-4
10/18	W		Colorado College					5-2
10/19	L		Colorado College					1-2
10/25	L	@	Minnesota Duluth					4-7
10/26	W	@	Minnesota Duluth					4-3
11/1	L	@	Wisconsin					1-3
11/2	W	@	Wisconsin					6-1
11/8	W		North Dakota					3-2
11/9	W		North Dakota					10-6
11/16	W		Michigan Tech					3-0
11/17	W		Michigan Tech					3-0
11/22	W	@	Northern Michigan					5-2
11/23	L	@	Northern Michigan					1-2
11/29	L		Michigan %					3-4 (ot)
11/30	W		Michigan State %					5-3
12/14	W	@	St. Cloud State					4-1
12/15	L		St. Cloud State					3-4 (ot)
12/27	W		Boston College \$					4-2
12/28	W		Miami (Ohio) \$					7-4
12/30	L		Pori Aces (Finland) ##					4-5
1/3	W	@	Alaska Anchorage					4-1
1/4	W	@	Alaska Anchorage					6-2
1/10	W		Denver					3-2 (ot)
1/11	L		Denver					2-5
1/17	L	@	St. Cloud State					2-5
1/18	W		St. Cloud State					6-4
1/24	W	@	Michigan Tech					5-2
1/25	W	@	Michigan Tech					8-4
1/31	L	@	North Dakota					4-6
2/1	L	@	North Dakota					2-6
2/7	W		Northern Michigan					4-3
2/8	W		Northern Michigan					2-1
2/14	L		Minnesota Duluth					4-8
2/15	W		Minnesota Duluth					7-1
2/21	T	@	Colorado College					3-3 (ot)
2/22	W	@	Colorado College					3-0
2/28	W		Wisconsin ^					4-3
3/1	W		Wisconsin					7-3
3/7	W		Alaska Anchorage *					8-2
3/8	W		Alaska Anchorage *					5-1
3/14	W	vs.	St. Cloud State **					5-4 (ot)
3/15	L	vs.	North Dakota **					3-4 (ot)
3/22	W	vs.	Michigan State +					6-3
3/23	L	vs.	Michigan +					4-7

OVERALL: 28-13-1 WCHA: 21-10-1 (T-1st)

Hall of Fame Exhibition Game (Target Center)

% College Hockey Showcase (Joe Louis Arena, Detroit, Mich.)

\$ Mariucci Classic ## Exhibition

^ Border Battle at Target Center

* First-Round WCHA Playoffs (3M Arena at Mariucci)

** WCHA Final Five (St. Paul Civic Center)

+ NCAA West Regional (Van Andel Arena, Grand Rapids, Mich.)

YEAR-BY-YEAR RESULTS

1997-98..... COACH: DOUG WOOG

Player	G	A	TP	PIM	PP	GW	SH	HT
Wyatt Smith, C	24	23	47	62	3	3	1	2
Reggie Berg, W	20	19	39	53	6	2	2	1
Dave Spehar, W	19	18	37	34	9	2	0	0
Ryan Kraft, C	11	26	37	16	4	3	0	0
Mike Anderson, W	12	13	25	62	3	0	0	0

Goaltender	GP	W-L-T	GA	GAA	Min.	SV	%	SO
Steve DeBus	34	14-20-0	99	3.14	1893	814	.892	3
Erik Day	9	3-2-0	24	3.70	389	144	.857	0
Willy Marvin	3	0-0-0	3	3.67	49	16	.842	0

1998-99..... COACH: DOUG WOOG

Player	G	A	TP	PIM	PP	GW	SH	HT
Reggie Berg, W	20	28	48	64	4	2	1	1
Wyatt Smith, C	23	20	43	37	8	3	3	1
Dave Spehar, W	13	23	36	32	11	2	0	0
Erik Westrum, D	10	26	36	81	4	1	2	0
Jordan Leopold, D	7	16	23	20	1	0	0	0

Goaltender	GP	W-L-T	GA	GAA	Min.	SV	%	SO
Rob LaRue	5	0-0-0	2	1.91	63	33	.943	0
Adam Hauser	40	14-18-8	136	3.47	2350	963	.876	3
Willy Marvin	4	1-1-1	12	3.62	199	80	.870	0

10/10	L	vs.	Michigan #	2-3
10/17	L		Maine	1-6
10/18	W		Maine	3-2
10/24	L	@	Minnesota Duluth	3-5
10/25	W	@	Minnesota Duluth	5-1
10/31	W		North Dakota	6-5
11/1	L		North Dakota	2-3
11/7	W	@	Wisconsin	4-2
11/8	L	@	Wisconsin	2-3
11/14	L	@	Alaska Anchorage	2-3
11/15	L	@	Alaska Anchorage	2-3
11/21	L		Colorado College	1-5
11/22	L		Colorado College	3-4
11/28	L	@	Michigan %	3-4
11/30	L	@	Michigan State %	2-3
12/19	L		St. Cloud State	1-3
12/20	L	@	St. Cloud State	1-4
12/27	W		Brown \$	6-3
12/28	L		Northeastern \$	2-4
12/30	L		HV-71 ##	2-10
1/2	W		Mankato State	6-2
1/3	W		Mankato State	4-3
1/16	L		Denver	2-5
1/17	W		Denver	5-2
1/23	W		Minnesota Duluth	7-1
1/24	W		Minnesota Duluth	6-5
1/30	L	@	Michigan Tech	3-5
1/31	L	@	Michigan Tech	3-5
2/6	W		Wisconsin	4-1
2/7	W		Wisconsin ^	7-0
2/14	L	@	North Dakota	2-4
2/15	L	@	North Dakota	3-5
2/20	W		Alaska Anchorage	3-0
2/21	W		Alaska Anchorage	4-2
2/27	L	@	Colorado College	3-4
2/28	L	@	Colorado College	6-9
3/6	W	@	St. Cloud State	6-2
3/7	W		St. Cloud State	5-3
3/13	L	@	Minnesota Duluth *	3-7
3/14	W	@	Minnesota Duluth *	5-0
3/15	L	@	Minnesota Duluth *	4-5 (ot)

OVERALL: 17-22-0 WCHA: 12-16-0 (6th)

Hall of Fame Game, Target Center (Exhibition)

% College Hockey Showcase

\$ Mariucci Classic (3M Arena at Mariucci)

Exhibition

^ Border Battle at Target Center

* First-Round WCHA Playoffs (Duluth, Minn.)

10/9	L		St. Lawrence ^	4-6
10/10	W		Ohio State ^	4-3
10/16	T		Minnesota Duluth	2-2 (ot)
10/17	W		Minnesota Duluth	3-1
10/23	W		St. Cloud State	3-0
10/24	L	@	St. Cloud State	5-6
10/30	W	@	Wisconsin	3-2
10/31	W	@	Wisconsin	3-2
11/6	L		Colorado College	1-7
11/7	L		Colorado College	1-6
11/13	T		North Dakota	4-4 (ot)
11/14	L		North Dakota	3-5
11/20	L	@	Alaska Anchorage	3-5
11/21	W	@	Alaska Anchorage	4-1
11/27	L		Michigan %	2-3
11/29	W		Michigan State %	2-1
12/27	L		Princeton \$	1-4
12/28	L		Ohio State \$	5-6
12/30	L		IF Bjorkloven #	4-6
1/2	L	@	Boston College	4-8
1/3	T	@	Boston College	3-3 (ot)
1/9	T	@	Denver ~	3-3 (ot)
1/10	L	@	Denver √	0-5
1/15	T		Mankato State	6-6 (ot)
1/16	T		Mankato State	2-2 (ot)
1/22	L	@	North Dakota	4-5
1/23	L	@	North Dakota	5-6
1/29	W		Michigan Tech	4-2
1/30	W		Michigan Tech	4-2
2/5	L	@	Colorado College	1-5
2/6	L	@	Colorado College	1-3
2/13	W		Alaska Anchorage	5-1
2/14	L		Alaska Anchorage	2-4
2/19	T	@	St. Cloud State	4-4 (ot)
2/20	T		St. Cloud State	2-2 (ot)
2/26	W	@	Minnesota Duluth	4-1
2/27	W	@	Minnesota Duluth	10-7
3/5	L		Wisconsin	4-6
3/6	T		Wisconsin	2-2 (ot)
3/12	W		Alaska Anchorage *	4-0
3/13	W		Alaska Anchorage *	1-0
3/18	W	vs.	St. Cloud State **	5-3
3/19	L	vs.	North Dakota **	2-6
3/20	L	vs.	Colorado College **	4-7

OVERALL: 15-19-9 WCHA: 10-12-6 (5th)

^ Icebreaker Cup (3M Arena at Mariucci)

% College Hockey Showcase \$ Mariucci Classic (3M Arena at Mariucci)

Exhibition ~ World Arena, Colorado Springs, Colo.

√ McNichols Arena, Denver, Colo.

* First-Round WCHA Playoffs (3M Arena at Mariucci)

** WCHA Final Five (Target Center)

YEAR-BY-YEAR RESULTS

1999-2000 COACH: DON LUCIA

Player	G	A	TP	PIM	PP	GW	SH	HT
John Pohl, C	18	41	59	26	9	1	1	1
Erik Westrum, C	27	26	53	99	10	2	3	1
Nate Miller, W	16	19	35	38	10	3	1	0
Aaron Miskovich, W	16	16	32	24	2	3	4	0
Dylan Mills, D	8	21	29	50	7	1	0	0

Goaltender	GP	W-L-T	GA	GAA	Min.	SV	%	SO
Adam Hauser	36	20-14-2	104	2.95	2114	1044	.909	1
Pete Samargia	6	0-2-0	13	3.28	237	91	.875	0
Erik Young	3	0-3-0	11	4.76	138	63	.851	0

10/16	L	@	Maine				3-5	
10/17	L	@	Maine				4-5	
10/22	T		North Dakota				2-2 (OT)	
10/23	L		North Dakota				2-3	
10/29	W		Boston College				6-5 (OT)	
10/30	L		Boston College				1-4	
11/5	L	@	Colorado College				0-3	
11/6	W	@	Colorado College				2-1	
11/12	L	@	Wisconsin				3-4	
11/13	L	@	Wisconsin				4-5 (OT)	
11/19	W		Minnesota Duluth				5-3	
11/20	W		Minnesota Duluth				4-0	
11/26	W	@	Michigan %				6-1	
11/27	L	@	Michigan State %				2-6	
12/3	L	@	Alaska Anchorage				2-5	
12/4	W	@	Alaska Anchorage				3-1	
12/10	L	@	St. Cloud State				3-4 (OT)	
12/11	T		St. Cloud State				2-2 (OT)	
12/15	L		Valerenga #				5-7	
12/29	W		Harvard \$				5-2	
12/30	W		Northern Michigan \$				6-2	
1/14	W		Denver				7-6 (OT)	
1/15	W		Denver				7-3	
1/21	L	@	North Dakota				0-1	
1/22	W	@	North Dakota				5-2	
1/28	W		MSU, Mankato				3-2	
1/29	L		MSU, Mankato				5-6 (OT)	
2/4	W	@	Minnesota Duluth				3-2	
2/5	W	@	Minnesota Duluth				4-1	
2/11	W		Colorado College				6-2	
2/12	L		Colorado College				1-5	
2/18	W	@	Michigan Tech				9-2	
2/19	W	@	Michigan Tech				4-1	
2/25	L		Wisconsin				2-4	
2/26	L		Wisconsin				4-5	
3/3	L		St. Cloud State				0-5	
3/4	L	@	St. Cloud State				3-4 (OT)	
3/10	W	@	Colorado College *				4-2	
3/11	W	@	Colorado College *				3-2 (OT)	
3/16	W	vs.	Minnesota State **				6-4	
3/17	L	vs.	Wisconsin **				3-5	
3/18	L	vs.	St. Cloud State **				4-6	

OVERALL: 20-19-2 WCHA: 13-13-2 (6th)

% College Hockey Showcase

Exhibition

\$ Mariucci Classic (3M Arena at Mariucci)

* First-Round WCHA Playoffs (Colorado Springs, Colo.)

** WCHA Final Five (Target Center)

2000-01 COACH: DON LUCIA

Player	G	A	TP	PIM	PP	GW	SH	HT
Erik Westrum, C	26	35	61	84	7	2	3	0
Jordan Leopold, D	12	37	49	38	4	1	1	0
John Pohl, W	19	26	45	24	13	3	0	0
Jeff Taffe, C	12	23	35	56	4	5	0	0
Grant Potulny, W	22	11	33	38	16	5	0	1

Goaltender	GP	W-L-T	GA	GAA	Min.	SV	%	SO
Adam Hauser	40	26-12-2	101	2.56	2365	929	.902	3
Pete Samargia	5	1-1-0	6	2.13	168	68	.919	0
Erik Young	1	0-0-0	0	0.00		6	2	1.00

10/7	W	vs.	Notre Dame ^				7-3	
10/14	W	@	(9) Bemidji State				9-3	
10/20	W		(6) Minnesota Duluth				3-1	
10/21	W		(6) Minnesota Duluth				9-2	
10/27	W		(6) Alaska Anchorage				2-1	
10/28	T		(6) Alaska Anchorage				3-3 (OT)	
11/3	W		(5) Wisconsin (2)				4-0	
11/4	W		(5) Wisconsin (2)				5-2	
11/10	L	@	(1) North Dakota (7)				5-7	
11/11	T	@	(1) North Dakota (7)				5-5 (OT)	
11/17	W	@	(3) St. Cloud State (6)				2-0	
11/18	W		(3) St. Cloud State (6)				4-3	
11/24	L		(2) Michigan State (1) %				2-3	
11/25	L		(2) Michigan (7) %				1-4	
12/1	L	@	(7) Denver				0-4	
12/2	L	@	(7) Denver				1-4	
12/9	W		(10) Quinnipiac				11-2	
12/10	W		Russian Selects #				5-4	
12/29	W		(9) Union \$				3-2	
12/30	W		(9) Lake Superior State \$				5-4	
1/5	W	@	(9) Alaska Anchorage				3-1	
1/6	W	@	(9) Alaska Anchorage				4-2	
1/12	L		(9) North Dakota (2)				1-4	
1/13	W		(9) North Dakota (2)				5-1	
1/19	L	@	(8) Wisconsin (14)				2-4	
1/20	W	@	(8) Wisconsin (14)				8-2	
1/23	W		(8) Brown				3-1	
1/27	W		(8) Bemidji State				5-1	
2/2	W		(7) Michigan Tech				8-3	
2/3	W		(7) Michigan Tech				5-1	
2/9	W	@	(6) MSU, Mankato (12)				4-1	
2/10	W	@	(6) MSU, Mankato (12)				3-1	
2/16	W		(4) Colorado College (6)				6-1	
2/17	W		(4) Colorado College (6)				4-1	
2/23	L	@	(4) Minnesota Duluth				4-5 (OT)	
2/24	W	@	(4) Minnesota Duluth				4-0	
3/2	L		(4) St. Cloud State (5)				1-6	
3/3	L	@	(4) St. Cloud State (5)				2-5	
3/9	W		(5) Michigan Tech *				7-2	
3/10	W		(5) Michigan Tech *				3-1	
3/16	L	vs.	(3) St. Cloud State (2) **				0-3	
3/17	L	vs.	(3) Colorado College (5) **				4-5	
3/23	L	vs.	(4) Maine (5)+				4-5 (OT)	

OVERALL: 27-13-2 WCHA: 18-8-2 (3rd)

^ Hall of Fame Game (Xcel Energy Center)

% College Hockey Showcase

Exhibition

\$ Mariucci Classic (3M Arena at Mariucci)

* First-Round WCHA Playoffs (3M Arena at Mariucci)

** WCHA Final Five (Xcel Energy Center)

+ NCAA East Regional (Centrum Centre, Worcester, Mass.)

YEAR-BY-YEAR RESULTS

2001-02 COACH: DON LUCIA

NCAA CHAMPIONS | NCAA FROZEN FOUR

Player	G	A	TP	PIM	PP	GW	SH	HT
John Pohl, C	27	52	79	26	14	0	3	0
Jeff Taffe, F	34	24	58	86	14	8	1	1
Jordan Leopold, D	20	28	48	28	8	3	1	0

Goaltender	GP	W-L-T	GA	GAA	Min.	SV	%	SO
Adam Hauser	35	23-6-4	80	2.40	2003	842	.913	1
Justin Johnson	7	3-0-0	12	3.08	234	99	.892	1
Travis Weber	10	6-2-0	25	3.29	456	167	.870	0

10/5	W	@	(3) North Dakota (2) ^	7-5
10/19	W		(2) Bemidji State	7-2
10/20	W		(2) Bemidji State	7-1
10/26	W		(2) Colgate	8-0
10/27	W		(2) Colgate	9-0
11/2	W	@	(1) Michigan Tech	7-3
11/3	T	@	(1) Michigan Tech	5-5 (OT)
11/9	W		(2) MSU, Mankato	5-3
11/10	W		(2) MSU, Mankato	4-2
11/16	W		(1) Minnesota Duluth	5-1
11/17	W		(1) Minnesota Duluth	5-3
11/23	W	@	(1) Michigan (9) %	5-2
11/25	T	@	(1) Michigan State (4) %	4-4 (OT)
11/30	L		(1) St. Cloud State (2)	2-3
12/1	T	@	(1) St. Cloud State (2)	2-2 (OT)
12/7	W	@	(2) Denver (2)	2-1
12/8	L	@	(2) Denver (2)	3-4
12/28	W		(2) Ferris State \$	3-2
12/29	W		(2) Providence \$	6-1
1/5	L		(3) North Dakota	3-4
1/6	W		(3) North Dakota	2-1
1/11	L	@	(4) Wisconsin	3-8
1/12	W	@	(4) Wisconsin	6-2
1/18	T	@	(5) Alaska Anchorage	3-3 (OT)
1/19	W	@	(5) Alaska Anchorage	5-2
1/25	L		(4) Denver (1)	1-3
1/26	W		(4) Denver (1)	6-1
1/28	W		French Olympic Team #	6-2
2/1	L	@	(3) Minnesota Duluth	2-5
2/2	W	@	(3) Minnesota Duluth	2-1
2/8	W	@	(5) North Dakota	6-4
2/9	W	@	(5) North Dakota	4-3
2/15	L		(4) Colorado College (6)	5-6
2/16	W		(4) Colorado College (6)	7-3
2/22	W		(6) Wisconsin	6-3
2/23	W		(6) Wisconsin	4-3 (OT)
3/1	W	@	(6) St. Cloud State (2)	5-4
3/2	W		(6) St. Cloud State (2)	3-1
3/8	W		(3) North Dakota *	7-2
3/9	W		(3) North Dakota *	4-3 (OT)
3/15	W	vs.	(3) St. Cloud State (5) **	4-1
3/16	L	vs.	(3) Denver (1) **	2-5
3/23	W	vs.	(3) Colorado College (10) +	4-2
4/4	W	vs.	(2) Michigan (4) !	3-2
4/6	W	vs.	(2) Maine (3) !	4-3 (OT)

OVERALL: 32-8-4 WCHA: 18-7-3 (3rd)

^ Hall of Fame Game, Engelstad Arena, Grand Forks, N.D.
 % College Hockey Showcase \$ Mariucci Classic (3M Arena at Mariucci) # Exhibition
 * First-Round WCHA Playoffs (3M Arena at Mariucci)
 ** WCHA Final Five (Xcel Energy Center)
 + NCAA West Regional (Yost Arena, Ann Arbor, Mich.)
 ! NCAA Frozen Four (Xcel Energy Center)

2002-03 COACH: DON LUCIA

NCAA CHAMPIONS

Player	G	A	TP	PIM	PP	GW	SH	HT
Thomas Vanek, F	31	31	62	60	7	5	0	2
Troy Riddle, F	26	26	52	50	12	3	1	1
Keith Ballard, D	12	29	41	78	4	3	1	0

Goaltender	GP	W-L-T	GA	GAA	Min.	SV	%	SO
Travis Weber	34	18-6-7	83	2.50	1993	761	.902	2
Justin Johnson	14	10-2-2	37	2.90	765	285	.885	0

10/12	W	vs.	(1) Ohio State (15) ^	7-2
10/18	T	@	(1) New Hampshire (3)	5-5 (OT)
10/19	L	@	(1) New Hampshire (3)	1-3
10/25	W	@	(2) Michigan Tech	5-4
10/26	T	@	(2) Michigan Tech	3-3 (OT)
11/1	W		(4) Alabama-Huntsville	12-1
11/2	W		(4) Alabama-Huntsville	4-2
11/8	L	@	(3) Minnesota State	2-3
11/9	W	@	(3) Minnesota State	7-4
11/15	L		(8) Colorado College (7)	3-7
11/16	T		(8) Colorado College (7)	2-2 (OT)
11/22	W		(9) Michigan Tech	4-2
11/23	W		(9) Michigan Tech	2-1
11/29	T		(9) Michigan State %	5-5 (OT)
12/1	L		(9) Michigan (8) %	1-3
12/6	W	@	(10) Wisconsin	3-0
12/7	W	@	(10) Wisconsin	3-2
12/9	W		Team Italy #	4-2
12/27	W		(7) Yale \$	7-3
12/28	W		(7) Boston College (6) \$	2-1 (OT)
1/3	L		(4) St. Cloud State	3-4
1/4	T	@	(4) St. Cloud State	3-3 (OT)
1/10	L		(7) North Dakota (1)	2-4
1/11	W		(7) North Dakota (1)	6-3
1/17	W		U.S. Under-18 Team #	6-0
1/24	T		(8) Minnesota State	2-2 (OT)
1/25	T		(8) Minnesota State	4-4 (OT)
1/31	W	@	(7) Alaska Anchorage	4-0
2/1	W	@	(7) Alaska Anchorage	4-1
2/7	L	@	(7) Colorado College (1)	2-6
2/8	W	@	(7) Colorado College (1)	3-2
2/14	W		(7) Wisconsin	5-2
2/15	W		(7) Wisconsin	8-1
2/21	W	@	(6) Minnesota Duluth	5-4
2/22	L	@	(6) Minnesota Duluth	4-5 (OT)
2/28	T		(7) Denver (13)	3-3 (OT)
3/1	W		(7) Denver (13)	8-5
3/7	W	@	(6) St. Cloud State (2)	5-3
3/8	T		(6) St. Cloud State (2)	1-1 (OT)
3/14	W		(6) Michigan Tech *	3-1
3/15	W		(6) Michigan Tech *	5-2
3/21	W	vs.	(5) Minnesota State (9) **	3-2 (OT)
3/22	W	vs.	(5) Colorado College (1) **	4-2
3/28	W		(4) Mercyhurst +	9-2
3/29	W		(4) Ferris State (6) +	7-4
4/10	W	vs.	(2) Michigan (4) !	3-2 (OT)
4/12	W	vs.	(2) New Hampshire (3) !	5-1

OVERALL: 28-8-9 WCHA: 15-6-7 (T-2nd)

^ Hall of Fame Game, Xcel Energy Center # Exhibition
 % College Hockey Showcase \$ Dodge Holiday Classic
 * First-Round WCHA Playoffs (3M Arena at Mariucci)
 ** WCHA Final Five (Xcel Energy Center)
 + NCAA West Regional (3M Arena at Mariucci)
 ! NCAA Frozen Four (HSBC Arena, Buffalo, N.Y.)

YEAR-BY-YEAR RESULTS

2003-04 **COACH: DON LUCIA**

WCHA PLAYOFF CHAMPIONS

Player	G	A	TP	PIM	PP	GW	SH	HT
Thomas Vanek, F	26	25	51	72	6	3	1	1
Troy Riddle, F	24	25	49	52	12	2	1	1
Matt Koalska, F	13	26	39	44	5	3	0	0
Keith Ballard, D	11	25	36	83	6	5	1	0
Gino Guyer, C	11	21	32	14	2	2	1	0

Goaltender	GP	W-L-T	GA	GAA	Min.	SV	%	SO
Kellen Briggs	40	25-11-3	96	2.62	2198	810	.894	4
Justin Johnson	13	2-3-0	27	3.57	453	164	.859	1

2004-05 **COACH: DON LUCIA**

NCAA FROZEN FOUR

Player	G	A	TP	PIM	PP	GW	SH	HT
Tyler Hirsch, F	11	33	44	66	3	1	0	0
Danny Irmen, F	24	19	43	66	13	3	1	1
Ryan Potulny, C	24	17	41	20	14	5	1	1
Gino Guyer, C	12	20	32	10	4	2	1	0
Chris Harrington, D	2	24	26	100	1	1	0	0

Goaltender	GP	W-L-T	GA	GAA	Min.	SV	%	SO
Kellen Briggs	34	21-12-0	79	2.43	1953	821	.912	4
Justin Johnson	13	7-3-1	27	2.34	693	287	.914	1

10/10	L	vs.	(1) Maine (13) ^		0-4
10/11	W	@	(1) Nebraska-Omaha ^		7-3
10/24	L		(4) Minnesota Duluth	3-4 (OT)	
10/25	L		(4) Minnesota Duluth		2-4
10/31	W		(12) Denver (6)		6-2
11/1	L		(12) Denver (6)		3-4
11/7	L	@	(10) North Dakota (2)		3-7
11/8	L	@	(10) North Dakota (2)		3-5
11/14	T	@	Wisconsin		3-3
11/15	L	@	Wisconsin		3-4
11/21	W		Michigan Tech		6-2
11/22	W		Michigan Tech		3-0
11/28	W	@	Michigan State %		5-1
11/29	W	@	Michigan %		4-2
12/5	W	@	Alaska Anchorage		4-0
12/6	L	@	Alaska Anchorage		4-6
12/11	W		HC Riga 2000 #		7-1
12/20	W		Princeton \$		9-0
12/21	W		New Hampshire (8) \$		4-2
1/2	T		(15) Boston University		5-5
1/3	T		(15) Boston University		5-5
1/9	W	@	(13) Colorado College (5)		2-1
1/10	W	@	(13) Colorado College (5)		3-0
1/16	W	@	(8) Minnesota State		6-0
1/17	W	@	(8) Minnesota State		10-3
1/23	L		(5) North Dakota (1)		2-4
1/24	W		(5) North Dakota (1)		2-1
1/30	W		(5) Wisconsin (7)		4-2
1/31	W		(5) Wisconsin (7)		3-2
2/6	W		(5) Bemidji State		2-1
2/7	W		(5) Bemidji State		5-1
2/13	L	@	(4) Minnesota Duluth (6)		1-6
2/14	L	@	(4) Minnesota Duluth (6)		1-4
2/20	W		(7) Alaska Anchorage		3-2
2/21	W		(7) Alaska Anchorage		5-2
2/27	L	@	(7) Denver (11)		2-6
2/28	L	@	(7) Denver (11)		3-6
3/5	W		(10) St. Cloud State (13)		7-4
3/6	W		(10) St. Cloud State (13)		4-2
3/12	W		(8) St. Cloud State (15) *		6-1
3/13	W		(8) St. Cloud State (15) *		7-3
3/19	W	vs.	(5) Minnesota Duluth (3) **		7-4
3/20	W	vs.	(5) North Dakota (1) **		5-4
3/27	W	vs.	(3) Notre Dame (13) +		5-2
3/28	L	vs.	(3) Minnesota Duluth (5) +		1-3

OVERALL: 27-14-3 WCHA: 15-12-1 (T-4th)

^ Maverick Stampede (Omaha, Neb.)
 % College Hockey Showcase # Exhibition \$ Dodge Holiday Classic
 * First-Round WCHA Playoffs (3M Arena at Mariucci)
 ** WCHA Final Five (Xcel Energy Center)
 + NCAA Midwest Regional (Van Andel Arena, Grand Rapids, Mich.)

10/7	W		(7) Calgary #		7-2
10/9	W	vs.	(7) Denver (6) ^		5-2
10/15	W	vs.	(3) Massachusetts ~		1-0
10/16	L	@	(3) Alaska Anchorage ~		2-3
10/22	L	@	(7) North Dakota (2)		2-4
10/23	W	@	(7) North Dakota (2)		6-0
10/29	W		(6) Minnesota State		9-2
10/30	W		(6) Minnesota State	3-2 (OT)	
11/5	W		(4) Wisconsin (5)		3-2
11/6	W		(4) Wisconsin (5)		4-2
11/19	W	@	(3) Denver (11)		5-4
11/20	L	@	(3) Denver (11)		2-5
11/26	W		(3) Michigan (1) %		5-1
11/27	W		(3) Michigan State %		5-0
12/3	L	@	(1) Colorado College (4)		1-3
12/4	W	@	(1) Colorado College (4)		7-2
12/10	W	@	(1) St. Cloud State	2-1 (OT)	
12/11	W		(1) St. Cloud State		4-2
12/22	W		(1) Merrimack \$		6-2
12/23	W		(1) Northern Michigan \$		4-1
1/2	W	@	(1) Boston University (13)		2-1
1/3	L	@	(1) Boston University (13)		1-2
1/8	L		(1) Colorado College (2)	2-3 (OT)	
1/9	L		(1) Colorado College (2)		3-5
1/14	W	@	(4) Minnesota State √		9-6
1/15	W	@	(4) Minnesota State		2-1
1/21	L		(4) Michigan Tech		3-6
1/22	L		(4) Michigan Tech		1-3
1/28	W		(7) Minnesota Duluth		4-3
1/29	L		(7) Minnesota Duluth		2-3
2/4	L	@	(9) Wisconsin (3)		1-3
2/5	W	@	(9) Wisconsin (3)		5-3
2/11	L		(9) Alaska Anchorage		2-3
2/12	T		(9) Alaska Anchorage	5-5 (OT)	
2/19	W		(10) U.S. Under-18 Team #		7-5
2/25	W		(12) St. Cloud State		5-4
2/26	W	@	(12) St. Cloud State		4-1
3/4	W	@	(9) Michigan Tech		4-2
3/5	W	@	(9) Michigan Tech		5-0
3/11	W		(6) Minnesota State *		7-2
3/12	W		(6) Minnesota State *		5-3
3/18	L	vs.	(6) Colorado College (1) **		0-3
3/19	L	vs.	(6) North Dakota (13) **		2-4
3/26	W		(7) Maine (12) +	1-0 (OT)	
3/27	W		(7) Cornell (3) +	2-1 (OT)	
4/7	L	vs.	(4) North Dakota (3) !		2-4

OVERALL: 28-15-1 WCHA: 17-10-1 (T-3rd)

Exhibition ^ Hall of Fame Game (Xcel Energy Center)
 ~ Nye Frontier Classic (Anchorage, Alaska)
 % College Hockey Showcase \$ Dodge Holiday Classic
 √ Minnesota State home game at Xcel Energy Center
 * First-Round WCHA Playoffs (3M Arena at Mariucci)
 ** WCHA Final Five (Xcel Energy Center)
 + NCAA West Regional (3M Arena at Mariucci)
 ! NCAA Frozen Four (Value City Arena, Columbus, Ohio)

YEAR-BY-YEAR RESULTS

2005-06.....COACH: DON LUCIA

WCHA CHAMPIONS

Player	G	A	TP	PIM	PP	GW	SH	HT
Ryan Potulny, C	38	25	63	31	17	5	0	4
Phil Kessel, C	18	33	51	28	10	3	1	0
Alex Goligoski, D	11	28	39	63	4	1	0	0
Danny Irmien, F	16	22	38	40	5	2	1	1
Chris Harrington, D	3	33	36	64	2	0	0	0

Goaltender	GP	W-L-T	GA	GAA	Min.	SV	%	SO
Kellen Briggs	32	21-6-3	78	2.55	1832	737	.904	3
Jeff Frazee	12	6-3-2	26	2.36	660	264	.910	2

10/6	W	(1) Alberta #		4-3
10/14	L	(1) Alaska Fairbanks		3-4 (OT)
10/15	T	(1) Alaska Fairbanks		3-3 (OT)
10/21	W	(8) Minnesota State		5-2
10/22	W	(8) Minnesota State		4-3
10/28	L	(7) St. Cloud State		2-3
10/29	W	(7) St. Cloud State		3-1
11/4	T	(6) Minnesota Duluth		2-2 (OT)
11/5	L	(6) Minnesota Duluth		3-4
11/11	W	(13) Alaska Anchorage		9-0
11/12	W	(13) Alaska Anchorage		4-3
11/18	T	(10) Denver (12)		3-3 (OT)
11/19	W	(10) Denver (12)		4-3
11/25	W	(7) Michigan (1) %		6-3
11/26	T	(7) Michigan State %		2-2 (OT)
12/2	L	(4) Wisconsin (1)		3-4
12/3	L	(4) Wisconsin (1)		0-4
12/9	W	(8) North Dakota (4)		4-3
12/10	W	(8) North Dakota (4)		4-3
12/29	W	(3) Union \$		9-0
12/30	W	(3) UMass-Lowell \$		5-4
1/6	W	(3) Niagara		5-2
1/7	W	(3) Niagara		7-1
1/13	W	(2) North Dakota (10)		6-1
1/14	L	(2) North Dakota (10)		2-4
1/20	W	(3) Colorado College (7)		4-2
1/21	W	(3) Colorado College (7)		3-2
1/27	W	(4) Wisconsin (2)		5-4
1/28	W	(4) Wisconsin (2)		3-1
2/10	W	(1) Michigan Tech		7-4
2/11	T	(1) Michigan Tech		2-2 (OT)
2/17	W	(1) Denver (7)		3-2
2/18	W	(1) Denver (7)		5-1
2/24	W	(1) Alaska Anchorage		4-3
2/25	W	(1) Alaska Anchorage		4-0
3/3	W	(1) Minnesota Duluth		7-0
3/4	W	(1) Minnesota Duluth		2-0
3/10	W	(1) Alaska Anchorage *		7-4
3/11	W	(1) Alaska Anchorage *		6-2
3/17	L	vs. (1) St. Cloud State **		7-8 (OT)
3/18	L	vs. (1) Wisconsin (4) **		0-4
3/24	L	vs. (4) Holy Cross +		3-4 (OT)

OVERALL: 27-9-5 WCHA: 20-5-3 (1st)

Exhibition

% College Hockey Showcase

\$ Dodge Holiday Classic

* First-Round WCHA Playoffs (3M Arena at Mariucci)

** WCHA Final Five (Xcel Energy Center)

+ NCAA West Regional (Engelstad Arena, Grand Forks, N.D.)

2006-07.....COACH: DON LUCIA

WCHA CHAMPIONS | WCHA FINAL FIVE CHAMPIONS

Player	G	A	TP	PIM	PP	GW	SH	HT
Jay Barriball, F	20	23	43	16	7	4	0	0
Kyle Okposo, C	19	21	40	34	6	3	1	1
Mike Vannelli, D	10	29	39	42	6	2	0	1
Alex Goligoski, D	9	30	39	51	5	3	0	0
Blake Wheeler, C	18	20	38	42	3	3	0	1

Goaltender	GP	W-L-T	GA	GAA	Min.	SV	%	SO
Kellen Briggs	26	17-7-2	54	2.13	1519	600	.917	2
Jeff Frazee	20	14-3-1	45	2.35	1148	417	.903	1

10/6	L	vs. (2) Maine (11) ^		1-3
10/8	W	(2) Lethbridge #		6-2
10/13	W	(8) Wayne State		7-1
10/14	W	(8) Wayne State		5-1
10/20	W	(7) Ohio State		7-2
10/21	W	(7) Ohio State		6-3
10/27	W	(3) Colorado College		2-0
10/28	W	(3) Colorado College		8-1
11/3	W	(2) Minnesota Duluth		3-2
11/4	W	(2) Minnesota Duluth		3-2 (OT)
11/10	T	(2) St. Cloud State		5-5 (OT)
11/11	T	(2) St. Cloud State		3-3 (OT)
11/18	W	(1) Wisconsin (13)		2-1
11/19	W	(1) Wisconsin (13)		3-1
11/24	W	(1) Michigan State (6) %		5-4
11/25	W	(1) Michigan (7) %		8-2
12/1	T	(1) Minnesota State		5-5
12/2	W	(1) Minnesota State		2-1
12/8	W	(1) Michigan Tech		4-1
12/9	W	(1) Michigan Tech		5-2
12/29	W	(1) Alabama-Huntsville \$		3-1
12/30	W	(1) Ferris State \$		5-2
1/5	W	(1) Minnesota State		5-1
1/7	W	(1) Minnesota State		1-0
1/12	L	(1) Wisconsin		1-2
1/13	W	(1) Wisconsin		1-0
1/19	L	(1) Denver (4)		0-1
1/20	W	(1) Denver (4)		5-4
1/26	L	(1) North Dakota (15)		3-5
1/27	L	(1) North Dakota (15)		3-7
2/2	W	(3) Alaska Anchorage		8-2
2/3	W	(3) Alaska Anchorage		2-1
2/16	W	(2) Colorado College (14)		3-2
2/17	W	(2) Colorado College (14)		3-2
2/23	L	(2) St. Cloud State (5)		1-5
2/24	L	(2) St. Cloud State (5)		3-5
3/2	W	(4) Michigan Tech		3-1
3/3	L	(4) Michigan Tech		4-5
3/9	W	(2) Alaska Anchorage *		6-2
3/10	L	(2) Alaska Anchorage *		1-2 (OT)
3/11	W	(2) Alaska Anchorage *		3-1
3/16	W	vs. (2) Wisconsin **		4-2
3/17	W	vs. (2) North Dakota (7) **		3-2 (OT)
3/24	W	vs. (2) Air Force +		4-3
3/25	L	vs (2) North Dakota (6) +		2-3 (OT)

OVERALL: 31-10-3 WCHA: 18-7-3 (1st)

^ Hall of Fame Game, Xcel Energy Center

Exhibition % College Hockey Showcase

\$ Dodge Holiday Classic

* First-Round WCHA Playoffs (3M Arena at Mariucci)

** WCHA Final Five (Xcel Energy Center)

+ NCAA West Regional (Pepsi Center, Denver, Colo.)

YEAR-BY-YEAR RESULTS

2007-08 COACH: DON LUCIA

Player	G	A	TP	PIM	PP	GW	SH	HT
Blake Wheeler, C	15	20	35	72	1	0	1	0
Ben Gordon, W	15	14	29	32	7	3	0	0
Mike Howe, W	7	14	21	12	1	2	0	0
Jay Barriball, W	6	15	21	34	2	1	0	0
Derek Peltier, D	4	17	21	38	1	1	1	0

2008-09 COACH: DON LUCIA

Player	G	A	TP	PIM	PP	GW	SH	HT
Ryan Stoa, W	24	22	46	76	4	4	4	0
Jordan Schroeder, C	13	32	45	29	3	2	0	0
Jay Barriball, W	11	23	34	52	4	3	0	0
Cade Fairchild, D	9	24	33	52	5	0	0	0
Mike Hoeffel, W	12	8	20	38	6	2	0	0

Goaltender	GP	W-L-T	GA	GAA	Min.	SV	%	SO
Alex Kangas	31	12-10-9	65	1.98	1966	861	.930	0
Jeff Frazee	14	6-7-0	39	2.93	798	317	.890	1

Goaltender	GP	W-L-T	GA	GAA	Min.	SV	%	SO
Alex Kangas	36	17-11-6	94	2.79	2019	852	.901	3
Kent Patterson	7	0-2-1	9	2.34	231	111	.925	0

10/12	W	vs.	(5) RPI ^				4-3	
10/13	W	vs.	(5) Michigan (9) ^				4-3	
10/19	L	@	(3) Colorado College (10)				1-3	
10/20	L	@	(3) Colorado College (10)			1-2 (OT)		
10/25	W		(10) Ohio State (14)				3-1	
10/26	W		(10) Ohio State (14)				2-1	
10/27	W		(10) U.S. Under-18 Team #				3-1	
11/2	L		(8) Denver (7)				1-5	
11/4	L		(8) Denver (7)				1-4	
11/9	W	@	(14) Minnesota State				4-3	
11/10	W		(14) Minnesota State				5-3	
11/16	W		(12) Alaska Anchorage				3-0	
11/17	L		(12) Alaska Anchorage				2-4	
11/23	T	@	(15) Michigan State (6) %			3-3 (OT)		
11/24	L	@	(15) Michigan (2) %			1-5		
11/30	L		Michigan Tech			2-3 (OT)		
12/1	W		Michigan Tech			3-1		
12/7	L	@	North Dakota (8)			2-4		
12/8	W	@	North Dakota (8)			4-3		
12/29	L		(12) Rochester Inst. Tech. \$			3-4		
12/30	T		(12) Air Force \$			2-2 (OT)		
1/4	W		(12) Wayne State			5-1		
1/5	W		(12) Wayne State			5-2		
1/11	L		(14) St. Cloud State (15)			1-3		
1/12	T	@	(14) at St. Cloud State (15)			4-4 (OT)		
1/18	T	@	Minnesota Duluth			1-1 (OT)		
1/19	W	@	Minnesota Duluth			2-1		
1/25	L	@	Wisconsin			1-3		
1/26	T	@	Wisconsin			2-2 (OT)		
2/1	L		(15) North Dakota (3)			1-2 (OT)		
2/2	T		(15) North Dakota (3)			1-1 (OT)		
2/8	T	@	Denver (7)			1-1 (OT)		
2/9	L	@	Denver (7)			1-4		
2/22	W		Wisconsin (12)			4-2		
2/23	T		Wisconsin (12)			4-4 (OT)		
2/29	T	@	Alaska Anchorage			2-2 (OT)		
3/1	W	@	Alaska Anchorage			4-1		
3/7	W		(14) Minnesota Duluth			4-1		
3/8	L		(14) Minnesota Duluth			2-3		
3/14	L	@	(15) Minnesota State (11) *			0-1 (2OT)		
3/15	W	@	(15) Minnesota State (11) *			2-1 (OT)		
3/16	W	@	(15) Minnesota State (11) *			3-2 (2OT)		
3/20	W	vs.	(12) St. Cloud State (7) **			3-2		
3/21	W	vs.	(12) Colorado College (2) **			2-1 (OT)		
3/22	L	vs.	(12) Denver (6) **			1-2		
3/28	L	vs.	(11) Boston College (7) +			2-5		

OVERALL: 19-17-9 WCHA: 9-12-7 (7th)

^ IceBreaker Tournament (Xcel Energy Center)

Exhibition % College Hockey Showcase

\$ Dodge Holiday Classic

* First-Round WCHA Playoffs (Mankato, Minn.)

** WCHA Final Five (Xcel Energy Center)

+ NCAA Northeast Regional (DCU Center, Worcester, Mass.)

10/10	W		(9) British Columbia #				3-1	
10/17	W	@	(9) St. Cloud State (10)				3-2	
10/18	W		(9) St. Cloud State (10)				2-1	
10/24	T	@	(6) Wisconsin				2-2 (OT)	
10/25	W	@	(6) Wisconsin				5-2	
10/31	T		(5) Minnesota State (11)			3-3 (OT)		
11/1	W	vs.	(5) Minnesota State (11) ^			6-3		
11/7	T		(4) New Hampshire (5)			2-2 (OT)		
11/8	W		(4) New Hampshire (5)			6-2		
11/15	T		(2) Michigan Tech			2-2 (OT)		
11/16	W		(2) Michigan Tech			3-0		
11/21	W	@	(1) Denver (10)			5-2		
11/22	L	@	(1) Denver (10)			0-4		
11/28	L		(1) Michigan (15) %			3-6		
11/29	T		(1) Michigan State %			4-4 (OT)		
12/13	W		(2) Colorado College (10)			4-1		
12/14	L		(2) Colorado College (10)			0-1		
1/2	W		(4) Brown \$			6-2		
1/3	W		(4) Northeastern (6) \$			3-2 (OT)		
1/9	L	@	(3) North Dakota			3-6		
1/10	L	@	(3) North Dakota			1-6		
1/16	W		(8) St. Cloud State			5-1		
1/17	W	@	(8) St. Cloud State			8-6		
1/30	L	@	(5) Minnesota State			2-6		
1/31	L		(5) Minnesota State			1-3		
2/6	L		(9) Wisconsin			2-3		
2/7	L		(9) Wisconsin			4-5		
2/13	T		(14) Alaska Anchorage			2-2 (OT)		
2/14	W		(14) Alaska Anchorage			4-2		
2/20	L	@	(14) Colorado College			3-4		
2/21	L	@	(14) Colorado College			3-5		
2/27	T		Minnesota Duluth (14)			2-2 (OT)		
2/28	W		Minnesota Duluth (14)			5-3		
3/6	L	@	Michigan Tech			5-6 (OT)		
3/7	W	@	Michigan Tech			2-0		
3/13	W		St. Cloud State *			4-2		
3/14	W		St. Cloud State *			3-0		
3/19	L	vs.	(11) Minnesota Duluth **			1-2		

OVERALL: 17-13-7 WCHA: 12-11-5 (5th)

Exhibition

^ Minnesota Hockey Showcase (Xcel Energy Center)

% College Hockey Showcase

\$ Dodge Holiday Classic

* First-Round WCHA Playoffs (3M Arena at Mariucci)

** WCHA Final Five (Xcel Energy Center)

YEAR-BY-YEAR RESULTS

2009-10COACH: DON LUCIA

Player	G	A	TP	PIM	PP	GW	SH	HT
Tony Lucia, W	11	17	28	22	3	2	2	0
Jordan Schroeder, W	9	19	28	14	5	0	2	0
Mike Hoeffel, W	13	11	24	22	6	3	1	0
Cade Fairchild, D	4	17	21	36	1	0	0	0
Jacob Cepis, F	8	11	19	30	2	1	0	0

2010-11COACH: DON LUCIA

Player	G	A	TP	PIM	PP	GW	SH	HT
Jacob Cepis, W	12	17	29	26	1	2	0	0
Jay Barribal, W	12	16	28	18	7	3	0	1
Mike Hoeffel, W	13	11	24	24	6	0	0	0
Cade Fairchild, D	6	18	24	12	3	0	1	0
Erik Haula, C	6	18	24	22	2	1	1	0

Goaltender GP W-L-T GA GAA Min. SV % SO

Alex Kangas	33	16-15-1	84	2.61	1934	858	.911	1
Kent Patterson	8	2-4-1	21	3.10	406	192	.901	0

Goaltender GP W-L-T GA GAA Min. SV % SO

Kent Patterson	30	14-9-6	72	2.49	1738	833	.920	0
Alex Kangas	8	2-5-0	28	3.82	440	231	.892	0

10/4	W	British Columbia #		6-1
10/16	L	@ North Dakota		0-4
10/17	T	@ North Dakota	3-3 (OT)	
10/23	L	Denver		0-3
10/24	L	Denver		0-3
10/30	W	Alaska Anchorage		5-1
11/1	W	Alaska Anchorage		4-1
11/6	L	@ Wisconsin		2-4
11/7	W	@ Wisconsin		5-2
11/14	W	Bemidji State		4-1
11/15	L	Bemidji State		2-6
11/20	L	Minnesota Duluth	3-4 (OT)	
11/21	L	Minnesota Duluth		2-3
11/27	L	@ Michigan %		0-6
11/28	W	@ Michigan State %		2-1
12/4	L	Minnesota State		1-3
12/5	W	@ Minnesota State		6-2
12/11	W	@ Michigan Tech		3-2
12/12	W	@ Michigan Tech		3-2
1/2	W	Bowling Green \$		3-1
1/3	L	Northern Michigan \$		2-4
1/8	W	Harvard		5-2
1/9	W	Harvard		3-1
1/15	T	North Dakota	3-3 (OT)	
1/16	W	North Dakota		5-1
1/22	L	@ St. Cloud State		3-4
1/23	L	St. Cloud State		1-4
1/29	W	@ Alaska Anchorage		7-4
1/30	L	@ Alaska Anchorage		1-2
2/12	L	@ Denver		1-3
2/13	L	@ Denver		1-5
2/19	W	Colorado College		3-0
2/20	W	Colorado College		7-4
2/26	W	@ Minnesota Duluth		3-2
2/27	L	@ Minnesota Duluth		0-3
3/5	L	Wisconsin&		2-3
3/6	W	Wisconsin		6-1
3/12	L	@ North Dakota *		0-6
3/13	W	@ North Dakota *		4-2
3/14	L	@ North Dakota *		1-4

10/3	W	British Columbia #		6-0
10/8	W	(15) Massachusetts		5-3
10/9	W	(15) Massachusetts		5-4
10/15	L	(13) Nebraska-Omaha (17)		4-5
10/16	L	(13) Nebraska-Omaha (17)		2-4
10/22	L	(20) St. Cloud State (14)		2-5
10/24	W	(20) St. Cloud State (14)		2-1
10/29	W	@ (20) Colorado College (19)		4-1
10/30	W	@ (20) Colorado College (19)		9-4
11/5	L	(17) Wisconsin (15)		0-6
11/6	T	(17) Wisconsin (15)	3-3 (OT)	
11/19	W	@ (19) Michigan Tech		6-4
11/20	W	@ (19) Michigan Tech		4-1
11/26	L	(15) Michigan State %		2-5
11/28	W	(15) Michigan (8) %		3-1
12/3	L	@ (17) Minnesota State		2-3
12/4	L	@ (17) Minnesota State		1-2
12/10	W	Minnesota Duluth (2)		3-2
12/12	T	Minnesota Duluth (2)	2-2 (OT)	
12/31	L	(19) Union (12) \$		2-3 (OT)
1/1	T	(19) Ferris State (18) \$		2-2 (OT)
1/7	W	U.S. Under-18 Team #		9-0
1/14	W	@ North Dakota (2)		3-2
1/15	L	@ North Dakota (2)		1-4
1/28	W	Alaska Anchorage		5-1
1/29	L	Alaska Anchorage		0-1
2/4	T	@ Minnesota Duluth (4)	2-2 (OT)	
2/5	L	@ Minnesota Duluth (4)		4-6
2/11	L	Denver (4)		1-2
2/12	W	Denver (4)		7-3
2/18	W	@ Wisconsin (12)		5-2
2/19	T	@ Wisconsin (12)	3-3 (OT)	
2/25	W	(20) Michigan Tech		5-2
2/26	W	(20) Michigan Tech		5-2
3/4	T	@ (19) Bemidji State	3-3 (OT)	
3/5	W	@ (19) Bemidji State		3-2 (OT)
3/11	L	(17) Alaska Anchorage *		3-4
3/12	L	(17) Alaska Anchorage *		0-2

OVERALL: 16-14-6 WCHA: 13-10-5 (5th)

Exhibition

\$ Mariucci Classic (3M Arena at Mariucci)

* WCHA First Round Playoffs (3M Arena at Mariucci)

% College Hockey Showcase

OVERALL: 18-19-2 WCHA: 12-14-2 (7th)

Exhibition

& Game played at Target Center, Minneapolis

% College Hockey Showcase

\$ Dodge Holiday Classic

* WCHA First Round Playoffs (Grand Forks, N.D.)

YEAR-BY-YEAR RESULTS

2011-12 **COACH: DON LUCIA**

WCHA CHAMPIONS | NCAA FROZEN FOUR

Player	G	A	TP	PIM	PP	GW	SH	HT
Erik Haula, C	20	29	49	30	8	4	1	0
Kyle Rau, W	18	25	43	29	9	6	1	0
Nick Bjugstad, C	25	17	42	28	8	3	0	1

Goaltender **GP** **W-L-T** **GA** **GAA** **Min.** **SV** **%** **SO**

Kent Patterson	43	28-14-1	99	2.32	2556	966	.907	7
Michael Shibrowski	1	0-0-0	0	0	20	51.000	0	0

10/2	W	(19) British Columbia #						3-0
10/7	W	(19) Sacred Heart						9-0
10/8	W	(19) Sacred Heart						6-0
10/14	W @	(14) Minnesota Duluth (9)	5-4	(OT)				
10/15	W @	(14) Minnesota Duluth (9)						5-4
10/21	W	(8) Vermont						6-0
10/23	L	(8) Vermont						4-5
10/28	W @	(8) Alaska Anchorage						5-0
10/29	W @	(8) Alaska Anchorage						3-1
11/4	W	(5) North Dakota (15)						2-0
11/5	W	(5) North Dakota (15)						3-2
11/11	L @	(1) Wisconsin						1-3
11/12	W @	(1) Wisconsin						4-1
11/18	L @	(1) St. Cloud State						3-4
11/19	W	(1) St. Cloud State						5-0
11/25	L @	(3) Michigan State (20)						3-4
11/26	T @	(3) Michigan State (20)	4-4	(OT)				
12/2	W	(5) Minnesota State						4-2
12/3	W	(5) Minnesota State						3-2
12/9	L	(2) Michigan Tech	2-3	(OT)				
12/10	W	(2) Michigan Tech						6-2
12/30	W	(2) Niagara \$						5-1
12/31	L	(2) Northeastern \$						2-3
1/7	L	(3) Notre Dame (5) ^						3-4
1/13	L @	(5) North Dakota (17)						1-2
1/14	W @	(5) North Dakota (17)						6-2
1/20	L	(4) Colorado College (11)						1-2
1/21	W	(4) Colorado College (11)						2-1
1/27	W	(3) St. Cloud State						2-1
1/28	W @	(3) St. Cloud State						3-2
2/10	L @	(2) Denver (14)						3-5
2/11	L @	(2) Denver (14)	3-4	(OT)				
2/17	W	(7) Bemidji State						3-0
2/18	W	(7) Bemidji State						4-1
2/24	W @	(6) Nebraska Omaha	3-2	(OT)				
2/25	W @	(6) Nebraska Omaha						3-2
3/2	L	(T4) Wisconsin						1-4
3/3	W	(T4) Wisconsin						2-1
3/9	W	(5) Alaska Anchorage *						2-1
3/10	W	(5) Alaska Anchorage *						7-3
3/16	L	(4) North Dakota (12) **						3-6
3/24	W	(6) Boston University (8) +						7-3
3/25	W	(6) North Dakota (4) +						5-2
4/5	L	(6) Boston College (1) !						1-6

OVERALL: 28-14-1 WCHA: 20-8-0 (1st)

Exhibition

\$ Mariucci Classic (3M Arena at Mariucci)

^ Hall of Fame Game (3M Arena at Mariucci)

* WCHA First Round Playoffs (3M Arena at Mariucci)

** WCHA Final Five (Xcel Energy Center)

+ NCAA West Regional (Xcel Energy Center)

! NCAA Frozen Four (Tampa Bay Times Forum, Tampa, Fla.)

2012-13 **COACH: DON LUCIA**

WCHA CHAMPIONS

Player	G	A	TP	PIM	PP	GW	SH	HT
Erik Haula, C	16	35	51	14	3	2	1	0
Kyle Rau, W	15	25	40	22	+	8	0	1
Nick Bjugstad, C	21	15	36	28	11	5	0	0

Goaltender **GP** **W-L-T** **GA** **GAA** **Min.** **SV** **%** **SO**

Adam Wilcox	39	25-8-5	73	1.88	2331	855	.921	3
-------------	----	--------	----	------	------	-----	------	---

10/6	W	(1) Lethbridge#						7-0
10/12	W	(1) Michigan State (16)						5-1
10/13	W	(1) Michigan State (16)						7-1
10/19	L @	(1) Michigan Tech						3-5
10/20	W @	(1) Michigan Tech						3-2
10/28	W	(2) Canisius						1-0
11/2	W	(2) Minnesota State						3-2
11/3	L @	(2) Minnesota State						3-5
11/9	W @	(2) Alaska Anchorage						4-0
11/10	T @	(2) Alaska Anchorage						2-2 (OT)
11/16	T	(3) Wisconsin						2-2 (OT)
11/17	W	(3) Wisconsin						3-1
11/23	W @	(4) Vermont						5-1
11/24	W @	(4) Vermont						3-1
11/30	L	(3) Omaha (13/14)						2-3
11/31	W	(3) Omaha (13/14)						3-2
12/7	W @	(4/5) Colorado College (19)						4-2
12/8	T @	(4/5) Colorado College (19)	4-4	(OT)				
12/29	W	(4) Air Force\$						4-0
12/30	W	(4) Boston College (1)\$						8-1
1/8	W	(1) Notre Dame (2/3)						4-1
1/11	W	(1) Alaska Anchorage						4-3
1/12	W	(1) Alaska Anchorage						7-1
1/18	W	(1) North Dakota (6)						5-1
1/19	T	(1) North Dakota (6)						4-4 (OT)
1/25	L	(1) Minnesota State (14)						1-2
1/26	W @	(1) Minnesota State (14)						4-1
2/8	W @	(1) St. Cloud State (8/10)						4-2
2/9	L @	(1) St. Cloud State (8/10)						3-4
2/15	W @	(2) Wisconsin (18)						3-2
2/17	L @	(2) Wisconsin (18)^						2-3
2/22	W	(2) Minnesota Duluth						5-3
2/23	T	(2) Minnesota Duluth						2-2 (OT)
3/1	L	(2) Denver (10/11)						0-2
3/2	W	(2) Denver (10/11)						5-1
3/8	W @	(2) Bemidji State						4-3
3/9	W @	(2) Bemidji State						5-1
3/15	W	(2) Bemidji State*						2-1 (OT)
3/16	W	(2) Bemidji State*						4-3
3/22	L	(1/2) Colorado College**						0-2
3/29	L	(1/2) Yale (15)+						2-3 (OT)

OVERALL: 26-9-5 WCHA: 16-7-5 (t-1st)

Exhibition

\$ Mariucci Classic (3M Arena at Mariucci)

^ Hockey City Classic (Soldier Field)

* WCHA First Round Playoffs (3M Arena at Mariucci)

** WCHA Final Five (Xcel Energy Center)

+ NCAA West Regional (Grand Rapids, Mich.)

YEAR-BY-YEAR RESULTS

2013-14 COACH: DON LUCIA BIG TEN CHAMPIONS | NCAA FROZEN FOUR

Player	G	A	TP	PIM	PP	GW	SH	HT
Kyle Rau, C	14	26	40	16	7	6	0	0
Sam Warning, W	14	20	34	28	1	2	0	1
Mike Reilly, D	9	24	33	16	3	2	0	0

Goaltender	GP	W-L-T	GA	GAA	Min.	SV	%	SO
Adam Wilcox	38	26-6-6	75	1.93	2281	1036	.932	4

10/5	W		(5) Lethbridge#				5-1	
10/12	W		(5) Mercyhurst^				6-0	
10/13	W		(5) New Hampshire (12/13)^				3-2	
10/18	W	@	(3) Bemidji State				6-3	
10/19	W	@	(3) Bemidji State				5-1	
10/25	T		(1) Boston College (5)			3-3 (OT)		
10/27	W		(1) Boston College (5)				6-1	
11/8	L	@	(1) Notre Dame (3/4)				1-4	
11/9	W	@	(1) Notre Dame (3/4)				5-4	
11/15	W		(1) Minnesota State				4-1	
11/16	W		(1) Minnesota State				3-0	
11/22	W		(1) Minnesota Duluth (19)				6-1	
11/23	L		(1) Minnesota Duluth (19)				2-6	
11/29	W		(1) Wisconsin (12/13)				4-1	
11/30	W		(1) Wisconsin (12/13)				4-3	
12/6	T	@	(1) Michigan State			2-2 (OT)		
12/7	W	@	(1) Michigan State				3-2	
1/3	T		(1) Colgate%			2-2 (OT)		
1/4	W		(1) RPI%				6-2	
1/12	W	@	(1) Penn State				3-2	
1/13	W	@	(1) Penn State				6-2	
1/17	W		(1) Ohio State&				1-0	
1/18	W		(1) Ohio State				4-2	
1/24	W		(1) St. Cloud State (5)*				4-1	
1/25	T		(1) Minnesota Duluth			4-4 (OT)		
1/31	T		(1) Michigan State			2-2 (OT)		
2/1	W		(1) Michigan State				1-0	
2/6	L	@	(1) Wisconsin (12)				1-2	
2/7	L	@	(1) Wisconsin (12)				1-2	
2/14	W		(2) Michigan (10/11)				5-3	
2/15	W		(2) Michigan (10/11)				4-1	
2/28	W		(2) Penn State				5-1	
3/1	W		(2) Penn State				2-1	
3/7	W	@	(1) Ohio State				5-1	
3/8	T	@	(1) Ohio State			2-2 (OT)		
3/14	W	@	(1) Michigan (13)			3-2 (OT)		
3/15	L	@	(1) Michigan (13)				2-6	
3/21	L		(1) Ohio State+				1-3	
3/29	W		(1/2) Robert Morris=				7-3	
3/30	W		(1/2) St. Cloud State (8)=				4-0	
4/10	W		(1/2) North Dakota (5/13)\$				2-1	
4/12	L		(1/2) Union (2/1)\$				4-7	

OVERALL: 28-7-6 Big Ten: 14-3-3-0 (1st)

Exhibition

^ Ice Breaker Tournament (3M Arena at Mariucci)

% Mariucci Classic (3M Arena at Mariucci)

& Hockey City Classic (TCF Bank Stadium)

* North Star College Cup (Xcel Energy Center)

+ Big Ten Hockey Tournament (Xcel Energy Center)

= NCAA West Regional (Xcel Energy Center)

\$ NCAA Frozen Four (Philadelphia, Pa., Wells Fargo Center)

2014-15 COACH: DON LUCIA BIG TEN CHAMPIONS

Player	G	A	TP	PIM	PP	GW	SH	HT
Mike Reilly, D	6	36	42	44	2	1	0	0
Kyle Rau, F	20	21	41	18	8	4	2	1
Travis Boyd, F	19	22	41	10	10	6	2	1
Justin Kloos, F	13	19	32	26	7	4	0	1

Goaltender	GP	W-L-T	GA	GAA	Min.	SV	%	SO
Adam Wilcox	38	22-12-3	91	2.42	2252	943	.912	

10/4	W		(1) Northern Alberta#				5-0	
10/10	W		(1) Minnesota Duluth^				4-3	
10/11	W		(1) RPI^				3-0	
10/24	W		(1) Bemidji State				5-2	
10/25	W		(1) Bemidji State				5-3	
10/31	L	@	(1) St. Cloud State (7)				1-4	
11/1	W		(1) St. Cloud State (7)			4-3 (OT)		
11/7	W		(1) Notre Dame (14/15)				5-0	
11/9	W		(1) Notre Dame (14/15)				4-2	
11/14	L		(1) Minnesota Duluth (13/15)				0-3	
11/15	L	@	(1) Minnesota Duluth (13/15)				1-2	
11/21	L		U.S. Under-18 Team#			5-4 (OT)		
11/28	W	@	(3) Boston College (11/12)				6-2	
11/29	L	@	(3) Northeastern				2-3	
12/5	W	@	(3/6) Michigan State				5-0	
12/6	T	@	(3/6) Michigan State			3-3 (OT)		
1/2	L		(8) Merrimack (18)				2-3	
1/3	W		(8) RIT				3-2 (OT)	
1/9	L	@	(9) Michigan				3-4 (OT)	
1/10	L	@	(9) Michigan				5-7	
1/16	T		(13/16) Wisconsin			2-2 (OT)		
1/17	W		(13/16) Wisconsin				5-2	
1/23	L		(17) Minnesota State (1)*				2-4	
1/24	L		(17) Minnesota Duluth (7)*				1-2	
1/30	W	@	Wisconsin				7-5	
1/31	T	@	Wisconsin			4-4 (OT)		
2/6	W		Ohio State				4-2	
2/7	W		Ohio State				6-2	
2/13	W		Michigan (12)				6-2	
2/14	W		Michigan (12)				2-0	
2/20	W	@	(15/17) Penn State				2-1	
2/21	L	@	(15/17) Penn State			3-4 (OT)		
2/26	W		(14/15) Michigan State				5-3	
2/27	L		(14/15) Michigan State				2-4	
3/6	W	@	(15) Ohio State				4-2	
3/7	L	@	(15) Ohio State				2-5	
3/13	W		(15) Penn State				5-0	
3/14	W		(15) Penn State				6-2	
3/20	W		(13) Ohio State+				3-0	
3/21	W		(13) Michigan+				4-2	
3/27	L		(8/10) Minnesota Duluth (7)=			1-4		

OVERALL: 23-13-3 Big Ten: 14-3-1-0 (1st)

Exhibition

^ Ice Breaker Tournament (South Bend, Ind.)

* North Star College Cup (Xcel Energy Center)

+ Big Ten Hockey Tournament (Jou Louis Arena, Detroit)

= NCAA Northeast Regional (Manchester, N.H.)

YEAR-BY-YEAR RESULTS

2015-16 COACH: DON LUCIA

BIG TEN CHAMPIONS

Player	G	A	TP	PIM	PP	GW	SH	HT
Justin Kloos, F	16	27	43	26	4	2	4	0
Hudson Fasching, F	20	18	38	16	4	7	3	0
Leon Bristedt, F	20	17	37	26	3	2	1	0
Tyler Sheehy, F	12	18	30	6	2	0	0	0

Goaltender	GP	W-L-T	GA	GAA	Min.	SV	%	SO
Eric Schierhorn	37	20-17-0	96	2.69	2144	922	.906	3

10/10	L	(8/9) Vermont#		0-3
10/16	L	(13/15) Minnesota Duluth (7)		1-3
10/17	L @	(13/15) Minnesota Duluth (7)		0-3
10/23	W	(19) Northeastern		4-0
10/24	W	(19) Northeastern		4-3
11/6	L @	Notre Dame (18)		3-4
11/7	W @	Notre Dame (18)		4-1
11/13	W @	Minnesota State		4-0
11/14	L	Minnesota State	2-3 (OT)	
11/27	L	St. Cloud State (7)		2-3
11/29	L	St. Cloud State (7)		4-7
12/4	W	Ohio State	3-2 (OT)	
12/5	W	Ohio State	5-4 (OT)	
12/11	L @	Michigan (9)		3-8
12/12	W @	Michigan (9)		3-2
1/1	W	Connecticut^		3-2
1/2	L	Harvard (7)^	3-4 (OT)	
1/8	L @	Penn State (14/15)	2-3 (OT)	
1/9	W @	Penn State (14/15)		7-1
1/15	W	Michigan State		5-2
1/16	W	Michigan State		3-1
1/22	W @	Wisconsin		4-0
1/23	W @	Wisconsin		9-2
1/30	L	(20) Bemidji State+		2-4
1/31	L	(20) Minnesota State (19)+		2-3
2/5	W	Penn State (16)		4-1
2/6	L	Penn State (16)		5-3
2/12	W @	Ohio State	5-4 (OT)	
2/13	W @	Ohio State		4-3
2/25	L	(20) Michigan (6)		2-6
2/26	W	(20) Michigan (6)	3-2 (OT)	
3/4	W @	(17) Michigan State		4-2
3/5	L @	(17) Michigan State		0-5
3/11	L	(19) Wisconsin		3-4
3/12	W	(19) Wisconsin=		4-1
3/18	W	(20) Ohio State=		4-2
3/19	L	(20) Michigan (7)=		3-5

OVERALL: 20-17-0 Big Ten: 14-6-0-0 (1st)

U.S. Hockey Hall of Fame Game (3M Arena at Mariucci)

^ Mariucci Classic (3M Arena at Mariucci)

+ North Star College Cup (Xcel Energy Center)

= Big Ten Hockey Tournament (Xcel Energy Center)

2016-17 COACH: DON LUCIA

BIG TEN CHAMPIONS

Player	G	A	TP	PIM	PP	GW	SH	HT
Tyler Sheehy, F	20	33	53	20	5	2	1	0
Justin Kloos, F	18	25	43	28	6	6	3	1
Vinni Lettieri, F	19	18	37	36	5	3	0	1
Leon Bristedt, F	12	21	33	51	4	2	2	1

Goaltender	GP	W-L-T	GA	GAA	Min.	SV	%	SO
Eric Schierhorn	38	23-12-3	100	2.61	2298	984	.908	5
Nick Lehr	2	0-0-0	2	4.66	26	16	.889	0

10/7	W @	(13) Alaska-Anchorage		6-0
10/9	W	(13) Alaska%		6-3
10/14	W	(9) US Under-18 Team #		9-0
10/21	L	(7) St. Cloud State (14)		6-5 (OT)
10/22	L	(7) St. Cloud State (14)		3-2
10/28	W @	(12) Clarkson (RV)		4-3 (OT)
10/29	T @	(12) St. Lawrence (18)		2-2 (OT)
11/4	T	(13) North Dakota (3)		5-5 (OT)
11/5	W	(13) North Dakota (3)		2-0
11/18	L	(7) Minnesota State (15)		4-1
11/19	W	(7) Minnesota State (15)		1-0
11/25	L @	(11) Northeastern		6-4
11/27	W @	(11) Boston College (4)		4-2
12/2	W	(11) Ohio State (10)		5-3
12/3	L	(11) Ohio State (10)		8-3
12/9	W @	(11) Michigan State		4-2
12/10	W @	(11) Michigan State		4-2
12/30	W	(11) Mercyhurst^		5-1
12/31	W	(11) Massachusetts^		4-1
1/13	W	(9) Michigan		5-2
1/14	W	(9) Michigan		4-2
1/20	W @	(7) Wisconsin (RV)		4-3 (OT)
1/21	L @	(7) Wisconsin (RV)		5-3
1/27	L	(6) Minnesota Duluth (2)*		3-2
1/28	W	(6) Bemidji State (20)*		4-0
2/3	W	(7) Penn State (6)		5-1
2/4	W	(7) Penn State (6)		5-2
2/10	L @	(5) Ohio State (12)		5-4
2/11	W @	(5) Ohio State (12)		6-5
2/17	W @	(5) Penn State (9)		6-3
2/18	W @	(5) Penn State (9)		4-3 (OT)
2/24	L	(4) Wisconsin (19)		3-2
2/25	W	(4) Wisconsin (19)		3-2
3/3	L @	(5) Michigan		5-3
3/4	W @	(5) Michigan		4-1
3/10	W	(5) Michigan State		4-0
3/11	T	(5) Michigan State		1-1 (OT)
3/17	L	(5) Penn State (15)+		4-3 (2OT)
3/25	L	(5) Notre Dame (12) =		3-2

OVERALL: 23-12-3 Big Ten: 14-5-1-0 (1st)

Exhibition

% Game played in Anchorage, Alaska

^ Mariucci Classic (3M Arena at Mariucci)

* North Star College Cup (Xcel Energy Center)

+ Big Ten Hockey Tournament (Jou Louis Arena, Detroit)

= NCAA Northeast Regional (Manchester, N.H.)

YEAR-BY-YEAR RESULTS

2017-18.....COACH: DON LUCIA

Player	G	A	TP	PIM	PP	GW	SH	HT
Rem Pitlick, F	12	19	31	32	2	1	0	0
Casey Mittelstadt, F	11	19	30	10	4	2	0	0
Brent Gates Jr., F	12	14	26	18	2	3	0	0
Tommy Novak, F	3	23	26	8	0	0	1	0

Goaltender	GP	W-L-T	GA	GAA	Min.	SV	%	SO
Eric Schierhorn	26	12-12-1	67	2.69	1493	678	.901	3
Mat Robson	14	7-5-1	28	2.11	796	392	.933	2

10/1	W		Alberta#				6-2	
10/6	L	@	(3) Minnesota Duluth (6/12)	4-3	(OT)			
10/7	W		(3) Union (16)				2-0	
10/13	L		(7) Penn State (11)				3-1	
10/15	W		(7) Penn State (11)				6-3	
10/20	W	@	(8/7) North Dakota (4)				2-1	
10/21	L	@	(8/7) North Dakota (4)				4-0	
10/27	W		(7) Clarkson (9/8)				3-1	
10/28	W		(7) Clarkson (9/8)				2-1	
11/3	W		(5) Michigan State				3-1	
11/4	W		(5) Michigan State				4-0	
11/10	L	@	(7/6) Michigan (13/11)			5-4	(OT)	
11/11	T	@	(7/6) Michigan (13/11)			6-6	(OT)	
11/17	W		(7/6) Harvard (13/11)				4-2	
11/18	W		(7/6) Harvard (13/11)			2-1	(OT)	
11/24	L	@	(6) Notre Dame (4)				1-0	
11/25	L	@	(6) Notre Dame (4)				5-2	
12/1	W		(7) Wisconsin (14/12)				5-4	
12/2	L		(7) Wisconsin (14/12)				3-2	
12/8	L	@	(7) Ohio State (15/13)			2-1	(OT)	
12/9	L	@	(7) Ohio State (15/13)				4-1	
12/29	W		(10) Army West Point				3-0	
12/30	W		(10) Army West Point				4-1	
1/6	L	@	(10) St. Cloud State (1/2)				5-2	
1/7	W		(10) St. Cloud State (1/2)				2-0	
1/12	L		(9/11) Michigan				5-3	
1/13	L		(9/11) Michigan				3-1	
1/18	W	@	(13/14) Michigan State				5-4	
1/20	W		(13/14) Michigan State^				2-1	
1/26	W		(13/14) Notre Dame (1)			1-0	(OT)	
1/27	L		(13/14) Notre Dame (1)				4-1	
2/9	W	@	(12/9) Wisconsin (17)				4-2	
2/10	W	@	(12/9) Wisconsin (17)				7-1	
2/16	W		(10/9) Ohio State (6)				2-1	
2/17	T		(10/9) Ohio State (6)			1-1	(OT)	
2/23	L	@	(8) Penn State (18)				5-1	
2/24	L	@	(8) Penn State (18)				5-2	
3/2	L	@	(11) Penn State (15/13)=				5-3	
3/3	L	@	(11) Penn State (15/13)=				6-5	

OVERALL: 19-17-2 Big Ten: 10-12-2-1 (5th)

Exhibition

^ Game played at Madison Square Garden (New York, N.Y.)

= Big Ten Tournament Quarterfinal Series

2018-19.....COACH: BOB MOTZKO

Player	G	A	TP	PIM	PP	GW	SH	HT
Rem Pitlick, F	21	24	45	30	10	1	3	0
Tyler Sheehy, F	12	29	41	26	4	1	1	0
Brent Gates Jr., F	13	18	31	4	8	2	0	0
Brannon McManus, F	14	12	26	14	6	4	0	0

Goaltender	GP	W-L-T	GA	GAA	Min.	SV	%	SO
Mat Robson	31	14-12-4	82	2.78	1768	950	.921	0
Eric Schierhorn	11	4-4-0	22	2.50	527	201	.901	1

10/6	T	@	(13) Minnesota Duluth (1)			1-1	(OT)	
10/7	W		(13) Minnesota Duluth (1)				7-4	
10/13	W	@	(13) U.S. Under-18 Team#				7-1	
10/20	W		(6) Trinity Western#				7-1	
10/23	L		(5) North Dakota (17)+				1-3	
11/2	L		(8/10) Minnesota State (4)				1-5	
11/3	L	@	(8/10) Minnesota State (4)				1-2	
11/9	W	@	(14/16) Wisconsin (20)				3-1	
11/10	L	@	(14/16) Wisconsin (20)				1-3	
11/16	L		(19) St. Lawrence				3-4	(OT)
11/17	W		(19) St. Lawrence				3-0	
11/23	W		Michigan State				7-2	
11/24	L		Michigan State				2-4	
11/30	T		Ohio State (5)				2-2	(OT)
12/1	T		Ohio State (5)				2-2	(OT)
12/7	T	@	Michigan (15)				2-2	(OT)
12/8	W	@	Michigan (15)				4-3	
12/28	W		Ferris State				5-3	
12/29	L		Ferris State				2-3	
1/4	L		Penn State (9)				2-4	
1/5	W		Penn State (9)				4-1	
1/11	W	@	Notre Dame (9)				5-1	
1/12	W	@	Notre Dame (9)				2-1	
1/19	L	@	Michigan State				3-5	
1/20	L	@	Michigan State				3-5	
1/25	W		Wisconsin				9-4	
1/26	L		Wisconsin				3-4	
2/1	L		Michigan				2-4	
2/2	W		Michigan				4-3	
2/8	L	@	Penn State (18)				2-7	
2/9	L	@	Penn State (18)				2-6	
2/15	W	@	Ohio State (2/3)				4-3	
2/16	W	@	Ohio State (2/3)				4-3	
2/22	L		Notre Dame (16)				2-3	
2/23	W		Notre Dame (16)				2-1	
3/1	W		Arizona State (12/11)				5-1	
3/2	W		Arizona State (12/11)				5-2	
3/8	W		Michigan^				3-2	(OT)
3/9	W		Michigan^				4-1	
3/16	L	@	Notre Dame (16/15)*				1-2	(OT)

OVERALL: 18-16-4 Big Ten: 17-6-3-0 (3rd)

Exhibition

+ U.S. Hockey Hall of Fame Game (Orleans Arena, Las Vegas, Nev.)

^ Big Ten Tournament Quarterfinal Series

* Big Ten Tournament Semifinal

YEAR-BY-YEAR RESULTS

2019-20 COACH: BOB MOTZKO

Player	G	A	TP	PIM	PP	GW	SH	HT
Sammy Walker, F	11	19	30	33	3	3	0	0
Brannon McManus, F	9	18	27	10	1	1	0	0
Ben Meyers, F	10	16	26	8	4	1	0	0
Blake McLaughlin, F	8	16	24	34	2	3	0	0

Goaltender	GP	W-L-T	GA	GAA	Min.	SV	%	SO
Jack LaFontaine	25	9-9-6	59	2.55	1390	671	.919	0
Jared Moe	16	7-5-1	34	2.46	829	366	.915	1

10/6	T		Mount Royal#				2-2 (OT)	
10/11	L	@	Colorado College				2-3	
10/12	W	@	Colorado College				4-3	
10/18	W		Niagara				3-2 (OT)	
10/19	W		Niagara				4-2	
10/25	L		(20) Minnesota Duluth (8)				2-5	
10/26	L	@	(20) Minnesota Duluth (8)				0-2	
11/1	T		Notre Dame (4/5)				2-2 (OT)	
11/2	L		Notre Dame (4/5)				3-5	
11/8	T	@	Michigan				1-1 (OT)	
11/9	W	@	Michigan				3-1	
11/15	L		Penn State (8)				2-8	
11/16	L		Penn State (8)				3-6	
11/22	W		Wisconsin (16)				4-1	
11/23	T		Wisconsin (16)				2-2 (OT)	
11/28	L		North Dakota (3)				3-9	
11/29	L		North Dakota (3)				2-3	
12/6	L	@	Ohio State (7/8)				2-3 (OT)	
12/7	T	@	Ohio State (7/8)				1-1 (OT)	
12/28	W		Bemidji State+				5-2	
12/29	W		St. Cloud State+				4-1	
1/10	L	@	Michigan State (20)				1-4	
1/11	W	@	Michigan State (20)				2-0	
1/17	L		U.S. Under-18 Team#				1-2	
1/24	W		Ohio State (6)				6-3	
1/25	W		Ohio State (6)				4-1	
1/31	W	@	Wisconsin				6-2	
2/1	W	@	Wisconsin				4-2	
2/7	W		Michigan State (19)				4-1	
2/8	L		Michigan State (19)				2-4	
2/14	T	@	Notre Dame				3-3 (OT)	
2/15	W	@	Notre Dame				2-1	
2/21	T	@	(18) Penn State (10/11)				3-3 (OT)	
2/22	L	@	(18) Penn State (10/11)				2-3	
2/28	T		(18) Michigan				2-2 (OT)	
2/29	L		(18) Michigan				1-2	
3/6	L		(19) Notre Dame^				0-1	
3/7	W		(19) Notre Dame^				2-1	
3/8	W		(19) Notre Dame^				3-2	
3/14	-	@	(18) Penn State (7/8)*				Canceled	

OVERALL: 16-14-7 Big Ten: 19-8-7-4 (T2nd)

Exhibition

+ Mariucci Classic (3M Arena at Mariucci)

^ Big Ten Tournament Quarterfinal Series

* Big Ten Tournament Semifinal - canceled due to COVID-19 public health concerns.

2020-21 COACH: BOB MOTZKO

BIG TEN TOURNAMENT CHAMPIONS								
Player	G	A	TP	PIM	PP	GW	SH	HT
Sampo Ranta, F	19	12	31	19	3	4	0	0
Sammy Walker, F	13	16	29	12	2	3	0	1
Scott Reedy, F	11	17	28	6	4	6	0	0
Blake McLaughlin, F	12	16	28	8	1	2	1	0
Ben Meyers, F	12	16	28	12	2	1	1	0

Goaltender	GP	W-L-T	GA	GAA	Min.	SV	%	SO
Jack LaFontaine	29	22-7-0	51	1.79	1705	717	.934	5
Jared Moe	3	2-0-0	8	3.45	139	36	.852	0

11/19	W		(11) Penn State (10/9)				4-1	
11/20	W		(11) Penn State (10/9)				3-2	
11/23	W		(8/7) Ohio State (10)				4-1	
11/24	W		(8/7) Ohio State (10)				2-0	
12/3	W	@	(5) Michigan State				3-1	
12/4	W	@	(5) Michigan State				4-2	
12/8	W	@	(4) Michigan (5)				3-1	
12/9	W	@	(4) Michigan (5)				4-0	
1/3	W		(1) Arizona State				4-1	
1/4	W		(1) Arizona State				6-4	
1/9	L	@	(1) Wisconsin (12/14)				1-3	
1/10	W	@	(1) Wisconsin (12/14)				5-3	
1/15	L		(1) Notre Dame				2-3	
1/16	L		(1) Notre Dame				1-2	
1/21	W		(4) Arizona State				10-0	
1/22	W		(4) Arizona State				10-2	
1/29	W	@	(4) Ohio State				5-1	
1/30	W	@	(4) Ohio State				5-2	
2/5	L		(4) Wisconsin (11/12)				1-4	
2/6	L		(4) Wisconsin (11/12)				1-8	
2/12	W	@	(5) Notre Dame				3-0	
2/13	W	@	(5) Notre Dame				3-0	
2/19	W		(4) Michigan State				4-2	
2/20	W		(4) Michigan State				5-1	
2/27	@		Penn State				Canceled	
2/28	@		Penn State				Canceled	
3/5	L		(3) Michigan (7)				2-5	
3/6	W		(3) Michigan (7)				4-2	
3/14	W		(4/5) Michigan State*				2-1 (OT)	
3/15	W		(4) Michigan (7)*				3-2 (OT)	
3/16	W		(4) Wisconsin (5)				6-4	
3/27	W		(2) Omaha (12)^				7-2	
3/28	L		(2) Minnesota State (5/6)^				0-4	

OVERALL: 24-7-0 Big Ten: 16-6-0-0 (2nd)

* Big Ten Tournament (Notre Dame, Ind.)

^ NCAA West Regional (Loveland, Colo.)

YEAR-BY-YEAR RESULTS

2021-22 **COACH: BOB MOTZKO**

BIG TEN CHAMPIONS | NCAA FROZEN FOUR

Player	G	A	TP	PIM	PP	GW	SH	HT
Ben Meyers, F	17	24	41	18	2	5	0	1
Matthew Knies, F	15	18	33	31	5	2	0	0
Blake McLaughlin, F	13	20	33	35	0	2	1	0
Jackson LaCombe, D	3	27	30	12	1	1	0	0
Sammy Walker, F	14	13	27	20	1	4	0	0

Goaltender	GP	W-L-T	GA	GAA	Min.	SV	%	SO
Justen Close	21	14-5-0	38	1.95	1172	472	.925	3
Jack LaFontaine	20	12-8-0	52	2.69	1162	469	.900	1

10/8	W		(4) Mercyhurst					7-4
10/9	W		(4) Mercyhurst					5-3
10/15	L		(4) St. Cloud State (2)					1-2
10/16	W	@	(4) St. Cloud State (2)					4-3 (OT)
10/22	L		(4) Minnesota Duluth (5)					3-5
10/23	L	@	(4) Minnesota Duluth (5)					1-2
10/29	W		(7) Notre Dame (14)					4-1
10/30	W		(7) Notre Dame (14)					3-2
11/5	L	@	(5) Wisconsin					3-4 (OT)
11/6	W	@	(5) Wisconsin					4-1
11/12	L		(6/8) Ohio State (14/18)					3-4
11/13	W		(6/8) Ohio State (14/18)					2-0
11/19	L		(7) Penn State					3-5
11/20	W		(7) Penn State					4-2
11/26	W	@	(11/12) North Dakota (5/6)					5-1
11/27	L	@	(11/12) North Dakota (5/6)					2-3
12/3	W	@	(11/12) Michigan (2/3)					5-1
12/4	L	@	(11/12) Michigan (2/3)					2-6
1/2	W		vs. St. Thomas#					5-2
1/3	W		US NTDP U18#					5-3
1/7	W	@	(9/11) Michigan State					4-1
1/8	W	@	(9/11) Michigan State					6-3
1/14	W		(8) Alaska					4-1
1/15	L		(8) Alaska					2-3
1/21	W		(11) Michigan (3/4)					2-1 (OT)
1/22	L		(11) Michigan (3/4)					1-4
1/28	W	@	(10) Notre Dame (11/12)					5-1
1/29	L	@	(10) Notre Dame (11/12)					2-3 (OT)
2/4	W		(8/10) Michigan State					4-2
2/5	W		(8/10) Michigan State					3-1
2/11	W	@	(7/8) Ohio State (7/8)					3-2
2/12	W	@	(7/8) Ohio State (7/8)					5-1
2/18	W	@	(5/6) Penn State					3-1
2/19	W	@	(5/6) Penn State					6-4
2/25	W		(4) Wisconsin					5-0
2/26	W		(4) Wisconsin					8-0
3/12	W		(2) Penn State*					3-2
3/19	L		(2/3) Michigan (4)*					3-4
3/25	W		(5/6) Massachusetts (9/10)^					4-3 (OT)
3/27	W		(5/6) Western Michigan (4/5)^					3-0
4/7	L		(4/5) Minnesota State (1)%					1-5

OVERALL: 26-13-0 Big Ten: 18-6-0 (1st)

Exhibition

* Big Ten Tournament (Minneapolis, Minn.)

^ NCAA Northeast Regional (Worcester, Mass.)

% NCAA Frozen Four (Boston, Mass.)

RECORDS BY ARENA

HOME ARENAS

3M Arena at Mariucci (1993-present)

Year	W	L	T	Pct.
1993-94	14	4	2	.750
1994-95	11	6	2	.632
1995-96	18	2	0	.900
1996-97	16	4	0	.800
1997-98	13	7	0	.650
1998-99	9	9	7	.500
1999-2000	9	7	2	.556
2000-01	18	4	1	.805
2001-02	18	4	0	.818
2002-03	14	4	6	.708
2003-04	16	4	2	.773
2004-05	15	6	1	.705
2005-06	17	4	1	.795
2006-07	15	6	2	.696
2007-08	9	8	3	.525
2008-09	11	5	6	.636
2009-10	10	9	1	.525
2010-11	9	10	3	.477
2011-12	17	6	0	.739
2012-13	16	3	3	.795
2013-14	15	1	3	.921
2014-15	14	3	1	.806
2015-16	10	9	0	.526
2016-17	11	3	2	.750
2017-18	13	5	1	.711
2018-19	12	8	2	.591
2019-20	10	9	3	.523
2020-21	11	6	0	.647
2021-22	13	7	0	.650
Total	371	156	54	.685

Williams Arena (1950-85)/Mariucci Arena (1985-93)

Year	W	L	T	Pct.
1949-50	2	2	0	.500
1950-51	8	7	0	.533
1951-52	8	7	0	.533
1952-53	12	2	0	.857
1953-54	15	3	0	.833
1954-55	10	7	0	.588
1955-56	7	6	0	.538
1956-57	11	5	0	.688
1957-58	11	4	0	.733
1958-59	9	4	1	.679
1959-60	7	6	2	.533
1960-61	10	4	1	.700
1961-62	7	4	2	.615
1962-63	8	2	2	.750
1963-64	8	6	0	.571
1964-65	9	8	0	.529
1965-66	6	6	0	.500
1966-67	5	6	1	.458

1967-68	10	5	0	.667
1968-69	7	4	2	.615
1969-70	11	3	0	.786
1970-71	7	6	0	.538
1971-72	4	11	0	.267
1972-73	10	4	2	.688
1973-74	13	4	3	.725
1974-75	18	1	1	.925
1975-76	14	7	0	.667
1976-77	7	10	2	.421
1977-78	17	3	2	.818
1978-79	20	4	1	.820
1979-80	18	7	0	.720
1980-81	22	4	0	.846
1981-82	16	5	1	.750
1982-83	20	5	1	.788
1983-84	17	4	1	.795
1984-85	18	5	1	.771
1985-86	21	3	0	.875
1986-87	21	3	0	.875
1987-88	21	1	0	.955
1988-89	21	3	1	.860
1989-90	16	6	1	.717
1990-91	17	3	3	.804
1991-92	17	4	0	.810
1992-93	13	6	1	.675
Total	549	210	32	.714

St. Paul Auditorium (1932-68)

Year	W	L	T	Pct.
1931-32	1	0	0	1.000
1935-36	0	1	0	.000
1936-37	1	0	0	1.000
1937-38	0	1	0	.000
1938-39	0	1	0	.000
1939-40	1	0	0	1.000
1943-44	1	0	0	1.000
1948-49	3	1	0	.750
1949-50	0	1	0	.000
1954-55	1	0	0	1.000
1955-56	1	1	0	.500
1956-57	0	1	0	.000
1965-66	2	0	0	1.000
1966-67	2	0	0	1.000
1968-69	1	1	0	.500
Total	14	8	0	.636

RECORDS BY ARENA

Minneapolis Arena (1925-50)

Year	W	L	T	Pct.
1924-25	6	1	1	.813
1925-26	9	1	0	.900
1926-27	7	4	0	.636
1927-28	7	0	1	.938
1928-29	10	0	1	.955
1929-30	6	4	0	.600
1930-31	4	4	0	.500
1931-32	6	0	0	1.000
1934-35	4	1	1	.750
1935-36	5	3	0	.625
1936-37	8	2	1	.773
1937-38	5	2	0	.714
1938-39	9	2	0	.818
1939-40	9	0	0	1.000
1940-41	7	1	1	.833
1941-42	6	2	0	.750
1942-43	7	4	0	.636
1943-44	4	4	0	.500
1944-45	5	0	1	.917
1945-46	5	2	2	.667
1946-47	7	4	1	.625
1947-48	1	7	0	.125
1948-49	5	2	0	.714
1949-50	0	1	0	.000
Total	142	51	10	.724

Hippodrome Arena (1923-34)

Year	W	L	T	Pct.
1922-23	6	0	0	1.000
1923-24	0	1	0	.000
1926-27	1	0	0	1.000
1931-32	2	0	0	1.000
1932-33	7	0	0	1.000
1933-34	7	0	0	1.000
Total	23	1	0	.958

Coliseum (1924)

Year	W	L	T	Pct.
1923-24	2	0	0	1.000
Total	2	0	0	1.000

Lexington/University Rink (1922-24)

Year	W	L	T	Pct.
1921-22	4	2	0	.667
1923-24	4	0	0	1.000
Total	8	2	0	.800

NEUTRAL SITE ARENAS

St. Paul Civic Center (1976-97)

Year	W	L	T	Pct.
1976-77	1	1	0	.500

1987-88	1	1	0	.500
1988-89	1	3	0	.250
1989-90	1	1	0	.500
1990-91	1	1	0	.500
1991-92	1	1	0	.500
1992-93	2	0	0	1.000
1993-94	0	1	0	.000
1994-95	3	1	0	.750
1996-97	1	1	0	.500
Total	12	11	0	.522

Met Center (1991-93)

Year	W	L	T	Pct.
1991-92	1	0	0	1.000
1992-93	0	1	0	.000
Total	1	1	0	.500

Target Center (1992-2010)

Year	W	L	T	Pct.
1992-93	0	0	1	.500
1993-94	1	0	0	1.000
1994-95	1	0	0	1.000
1995-96	1	0	0	1.000
1996-97	1	0	0	1.000
1997-98	1	0	0	1.000
1998-99	1	2	0	.333
1999-2000	1	2	0	.333
2009-10	0	1	0	.000
Total	7	5	1	.577

Xcel Energy Center (2000-2017)

Year	W	L	T	Pct.
2000-01	1	2	0	.333
2001-02	3	1	0	.750
2002-03	3	0	0	1.000
2003-04	2	0	0	1.000
2004-05	2	2	0	.500
2005-06	0	2	0	.000
2006-07	2	1	0	.667
2007-08	4	1	0	.800
2008-09	1	1	0	.500
2011-12	2	1	0	.667
2012-13	0	1	0	.000
2013-14	3	1	1	.700
2014-15	0	2	0	.000
2015-16	1	3	0	.250
2016-17	1	1	0	.500
Total	25	19	1	.567

TCF Bank Stadium (2014)

Year	W	L	T	Pct.
2013-14	1	0	0	1.000
Total	1	0	0	1.000

MEDIA INFORMATION

MEDIA CREDENTIALS

Requests for 2022-23 hockey media credentials for University of Minnesota home games at 3M Arena at Mariucci must be made in advance via email to Scott Slarks in the Athletic Communications Office (slark006@umn.edu). Credentials, which cannot be mailed, may be picked up at the Athletic Communications Office in the Bierman Building the Thursday prior to a weekend series, or on game night at the media will call area located on the southwest side of 3M Arena at Mariucci (Sundet Lobby). Credential requests must be received at least 24 hours in advance to be assured credentials. The University of Minnesota reserves the right to accept or reject credential requests for appropriate reasons.

RADIO/TELEVISION

Radio booths are assigned for the Gopher Radio Network and the opponents' flagship radio network. The television press box, located on the opposite side of the main hockey press box, is designated by the University of Minnesota for television partners. Visiting television will be accommodated on a space-available basis.

PHOTOGRAPHERS

There are designated areas from which photographers will be allowed to shoot in 3M Arena at Mariucci. Please contact the Athletic Communications Office for a chart of designated locations.

PRESS BOX SERVICES

Pregame notes, stats and programs are available to the media in the press box prior to the game. Period and final statistics, a shot chart and final box also will be provided. Beverages will be made available in the press box from one hour before game time.

COACH/PLAYER INTERVIEWS

Coach Motzko, his coaching staff, and all players will be made available for interviews during the week either before or after practice at 3M Arena at Mariucci or by appointment through Scott Slarks, Assistant Director of Athletic Communications. When requesting an interview with Coach Motzko or a member of the program, please keep in mind that all interviews must be completed 60 minutes before practice begins. Postgame interviews are granted outside the Golden Gopher locker room no earlier than 10 minutes after the game.

THE GOLDEN GOPHER LOCKER ROOM IS CLOSED TO THE MEDIA AT ALL TIMES.

Please contact Scott Slarks to schedule ALL interviews with coaches and players.

DIRECTIONS TO 3M ARENA AT MARIUCCI

Coming From The North – Follow 35W south to the University Avenue exit. Take a left on University Avenue, follow to Oak Street. Take a left on Oak Street, go a block and a half. The arena will be on your left. (alternative) When driving on University Avenue, take a left on 15th Avenue, then a right on 5th Street. 3M Arena at Mariucci will be about three blocks ahead on your right.

Coming From The South – Follow 35W north to University Avenue, take a right at the Yield sign. Refer to Coming From The North directions.

Coming From The West – (On 94 East) – Follow 94 East until the 35W North intersection. Take 35W North. Refer to Coming From The South directions.

Coming From The East – (On 94 West) – Follow 94 West to the Huron Blvd. exit. Follow Huron Blvd. to the main 3M Arena at Mariucci parking lot just to the east of the arena. (Alternative) – Follow 94 West to Highway 280. Exit north on Highway 280 to University Avenue. Take a left (head west) on University Avenue until you see the arena's main parking lot on your right-hand side.

ATHLETIC COMMUNICATIONS CONTACT INFORMATION

Assistant Director, Athletic Communications: Scott Slarks
Office Phone: (612) 625-4389
Mobile Phone: (612) 322-5524
Email: slark006@umn.edu
Twitter: @scottslarks19
Website: www.gophersports.com

Mailing Address:
Athletic Communications
University of Minnesota
275 Bierman Field Athletic Building
516 15th Avenue SE
Minneapolis, Minn. 55455

FOLLOW MINNESOTA HOCKEY

Twitter: @GopherHockey
@GopherSports
Facebook: /GopherMensHockey
/GopherAthletics
Instagram: /GopherMHockey
Email: gophers@umn.edu

TICKET INFORMATION

Please call 1-800-U-GOPHER or 612-624-8080 or visit MYGOPHERSPORTS.com

GOPHERS ON THE WEB

Gophersports.com is the official source for all up-to-the-minute news and information on Golden Gopher Hockey and all other athletic teams. Live statistics, audio and video clips, press releases, and all other University of Minnesota Hockey information can be found on the home of Golden Gopher Athletics.



GOLDEN GOPHER MEN'S HOCKEY


2022-2023 SCHEDULE

OCT. 1-2 vs 

OCT. 7 vs 


OCT. 8 AT 

OCT. 21-22 vs 

OCT. 28-29 AT 

NOV. 4-5 vs 

NOV. 10-11 vs 

NOV. 17-18 AT 

NOV. 25-26 AT 

DEC. 2-3 AT 

DEC. 9-10 vs 

DEC. 29 (EXH) vs 

DEC. 31 (EXH) AT 

JAN. 7 AT 

JAN. 8 vs 

JAN. 13-14 AT 

JAN. 20-21 vs 

JAN. 27-28 vs 

FEB. 10-11 AT 

FEB. 17-18 AT 

FEB. 24-25 vs 

 GOPHERSPORTS.COM  [@GOPHERHOCKEY](https://twitter.com/GOPHERHOCKEY)  [/GOPHERMENSHOCKEY](https://facebook.com/GOPHERMENSHOCKEY)

 [@GOPHERMHOCKEY](https://instagram.com/GOPHERMHOCKEY)  [/GOPHERATHLETICS](https://youtube.com/GOPHERATHLETICS)